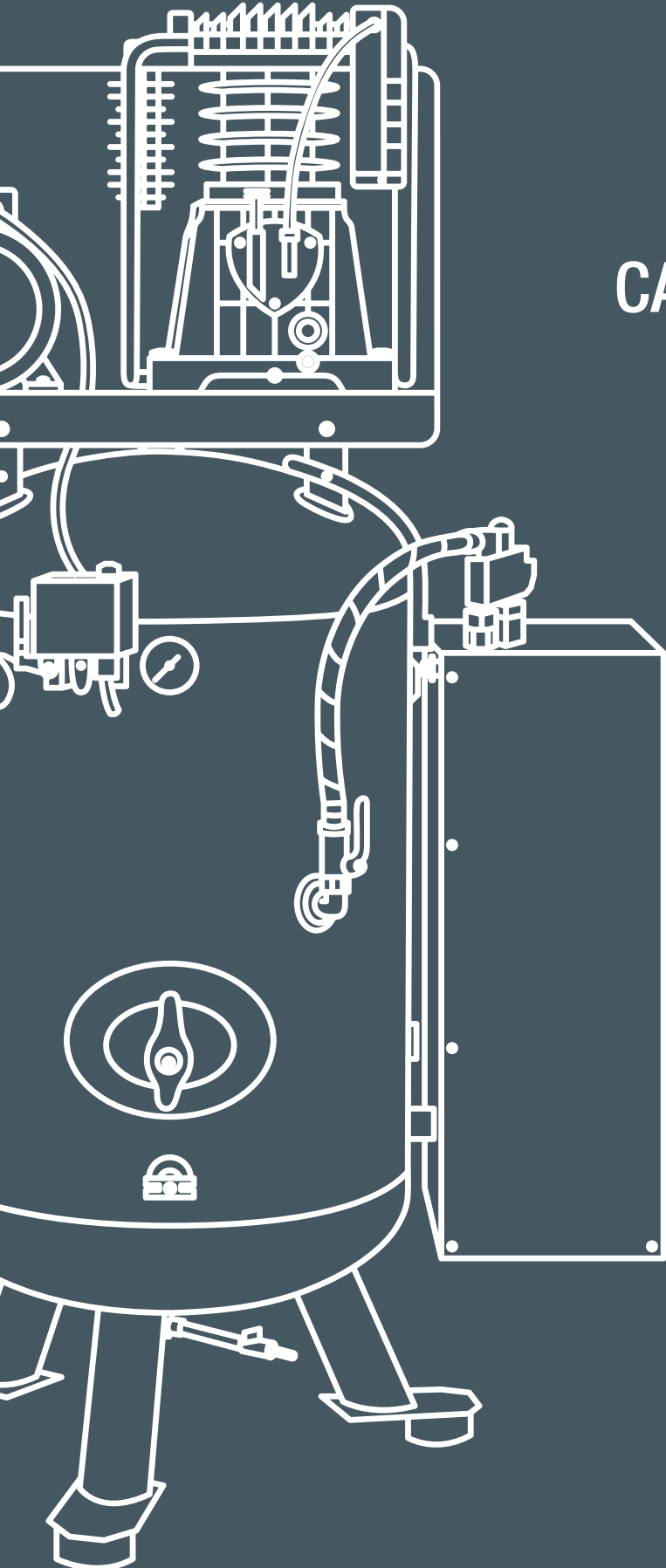




CATALOGUE

2019





1.



2.



3.



4.



Table of contents

1. Generating compressed air

Mobile piston compressors	08	Stationary piston compressors	42
UniMaster	12	UniMaster	42
CompactMaster	20	UniMaster Clean	54
CompactMaster L	28	Screw compressors	62
SysMaster	32	Accessories for compressors	73
SilentMaster	37		

2. Conditioning compressed air

Compressed air dryers	90
Condensate dischargers	94
Oil-water separators	96
Maintenance units & filters	98

3. Distributing compressed air

Pipe systems	108
Hoses & workshop equipment	140
Connecting & joining technology	152

4. Using compressed air

Blowing guns	168	Plaster spraying devices	215
Impact screwdrivers	172	Spray guns	218
Ratchet screwdrivers	180	Special gun	220
Rotary screwdrivers	182	Grease guns	222
Drills	186	Cartridge guns	223
Grinding machines	188	Needle descalers	226
Saws	194	Chisel hammers	228
Riveting tongs	195	Blasting devices	232
Staplers & nail guns	196	Tyre pressure gauges	236
Paint spray guns	203	Sets & Accessories	240
Material pressure vessels	210		

Our objective for over 50 years

We look after everything so that you don't have to
worry about compressed air







Convincing solutions

COMPRESSED AIR SOLUTIONS FROM A SINGLE SOURCE

Our product portfolio covers all compressed air areas: The generation, conditioning, distribution and usage of compressed air. This way we always know what is really important for the profitable operation of your company.



OUR SOLUTIONS

- High-performance and user-oriented products from the generation to usage
- Innovations and further development of the product portfolio according to customer requirements
- Quality management for assuring the highest quality standards



Save time!

With us you get everything to do with compressed air from a single source.

A SERVICE OFFER THAT CONVINCES

You can count on us - whether it is fast and simple repair processing, our guarantee promise or our comprehensive network of service partners in Germany. For you this means operational reliability so that you can look after your business and customers.

OUR SOLUTIONS

- 1+2 warranty: Option to extend your warranty to 3 years with the majority of our products
- Over 60 service partners in Germany and a service hotline with professional advice in the event of a fault or breakdown
- In-house repair service in Reutlingen for mobile compressors and tools

BESPOKE ADVICE

How much does your compressed air system cost you and how much compressed air do you actually need? We provide competent and direct advice with your retail partner. You benefit from a compressed air solution designed to fulfil your purpose and resulting minimal costs.

OUR SOLUTIONS

- 12 sales representatives in Germany provide competent advice directly on-site together with the retail partner
- Implementation of efficiency, consumption and leakage measurements
- Optimisation of compressed air system according to your actual requirements



Stress-free!

With our comprehensive service for every situation.



Boost your profits!

With our individual and customised advice for your actual compressed air requirements.

OUR EMPLOYEES – A STRONG BASE

You can rely on our experience and competence in the area of compressed air solutions. Because we know what we are doing – for over 50 years.



Compressed air generation

Mobile piston compressors	08
UniMaster	12
CompactMaster	20
CompactMaster L	28
SysMaster	32
SilentMaster	37
Stationary piston compressors	42
UniMaster	42
UniMaster Clean	52
Screw compressors	60
Accessories for compressors	71

Which is the right compressor for the job?

		Air requirement [l/s]	Average air con- sumption [l/min]	Minimum power [kW]*	Air quality	
					oiled	oil-free
Blowing guns						
DGKD740015	AP-BM-SN		78	0.55		x
DGKD740017	AP-BM-T9		78	0.55		x
DGKD740020	AP-RS		180	1.10		x
DGKD740021	AP-RSV 100		324	1.80		x
DGKD740035	AP-SOFT		192	1.10		x
DGKD740115	AP-BM-SNV100		180	1.10		x
DGKD740140	AP-VARIO-S		162	1.10		x
DGKD740141	AP-VARIO-L		222	1.10		x
DGKD740142	AP-VARIO-F		348	1.80		x
DGKD740143	AP-VARIO-V		222	1.10		x
DGKD740144	AP-VARIO-P		222	1.10		x
DGKD740145	AP-BM-S		234	1.50		x
DGKD740148	AP-VARIO-L-500		380	1.10		x
Impact screwdrivers						
DGKD322801	SGS 360-3/8"	5	100	1.50	x	
DGKD322810	SGS 440-1/2"	5.3	106	1.50	x	
DGKD322815	SGS 430-1/2"	5	100	1.50	x	
DGKD327610	SGS 610-1/2"	6	120	1.80	x	
DGKD322816	SGS 850-1/2"	8.2	164	1.80	x	
DGKD322817	SGS 850 D-1/2"	8.2	164	1.80	x	
DGKD322819	SGS 1100-1/2"	9.2	184	1.80	x	
DGKD322820	SGS-Set 1/2" Base	6	120	1.80	x	
DGKD322831	SGS 1700-3/4"	9.1	182	2.20	x	
DGKD322841	SGS 2000-1"	9.1	182	2.20	x	
DGKD322842	SGS 2700-1"	24	660	3.00	x	
Stapelverarbeitung						
DGKD322860	RAS-Set 1/2" Base	5	100	1.50	x	
DGKD322861	RAS 41-1/4"	5	100	1.50	x	
DGKD322862	RAS 41-3/8"	5	100	1.50	x	
DGKD322863	RAS 68-1/2"	6	120	1.80	x	
DGKD322864	RAS 122 SW-1/2"	6	120	1.80	x	
Tyre inflators						
DGKD004009	RF-RMG			0.55		x
DGKD004011	RF-RMG-K			0.55		x
DGKD004017	RF-RM „geeicht“			0.55		x
DGKD004021	RF 12 MG			0.55		x
DGKD004026	RF 12 MG 2.5			0.55		x
DGKD004027	RF 12 DVG 0.8			0.55		x
DGKD040011	RF-RM			0.55		x
Rotary screwdrivers						
DGKD322676	DRS 1800	4.6	184	1.80	x	
DGKD322677	DRS 1000	4.6	184	1.80	x	
DGKD322678	DRS 140 SYS	7	280	2.20	x	
DGKD322680	DRS 1800-8	8	320	2.20	x	
DGKD322681	DRS 1800-8 P	8	320	2.20	x	
Drills						
DGKD322690	BM 2000-10mm	8	320	2.20	x	
DGKD322691	BM 800-13mm	8	320	2.20	x	
DGKD322692	BM-W 1400-10mm	6	240	2.20	x	
Grinding machines						
DGKD322720	ES 150-5	6.9	416	4.00	x	
DGKD322721	ES 150-2.5	6.9	416	4.00	x	
DGKD322740	BDS 330-10	6.7	402	4.00	x	
DGKD322752	SBS-Set-Base	5	300	2.20	x	
DGKD322753	SDS 220-6mm	4	240	2.20	x	
DGKD322754	SBS 220-6mm L	4	240	2.20	x	
DGKD322755	SBS-W 220-6mm	4	240	2.20	x	
DGKD322770	WSL 125	11	440	4.00	x	
DGKD322771	LH-WSL 100	14	400	4.00	x	
DGKD322659	SBS 700 SYS	3	180	2.20	x	

		Air requirement [l/s]	Average air consumption [l/min]	Minimum power [kW]*	Air quality	
					oiled	oil-free
Saws						
DGKD322322	KS 10	4	200	1.80		x
Riveting tongs						
DGKD322311	NZ-SYS		1.1 l per stroke	0.55		x
Staplers/nail guns						
DGKD200091	KLK 80-16	0.3 l per impact		0.55		x
DGKD200092	KLK 90-25	0.8 l per impact		0.55		x
DGKD200094	KLK 114-65	1.3 l per impact		0.55		x
DGKD200098	KLK 90-40 SYS	0.8 l per impact		0.55		x
DGKD300046	KNG 40/50 SYS	1.1 l per impact		0.55		x
DGKD300067	SNG-SK 50 SYS	1.1 l per impact		0.55		x
DGKD300068	PNG-PN 25 SYS	0.3 l per impact		0.55		x
DGKD300071	RNG-RN 90	2.9 l per impact		1.80		x
Grease gun						
DGKD040025	FP-M	0.6 l per stroke		0.55		x
DGKD040026	FP-A	0.6 l per stroke		0.55		x
Cartridge guns						
DGKD040118	KTP 310 DR		60	0.55		x
DGKD040130	SIP 600		100	0.55		x
DGKD040137	KTP 310		100	0.55		x
DGKD040138	KTP 310 ALU		100	0.55		x
Needle descalers						
DGKD322416	NP 12-5000	3	150	1.80		x
DGKD322417	NP 19-3700	3	150	1.80		x
DGKD322418	NP 28-3500	4.8	240	2.20		x
Blasting devices						
DGKD030025	SSP-SAV	4.7	282	3.00		x
DGKD030030	SSP-Strahlfix	2.5	150	2.20		x
DGKD030263	SSP-Strahlfix staubfrei	2.5	120	1.80		x
DGKD030034	SSP-DSP	5	300	3.00		x
DGKD030262	SSP-SAW 4 SYS	5.3	318	4.00		x
Chisel hammers						
DGKD322430	MLH-Set-Base	4	180	1.80		x
DGKD322431	MLH 5000/41-10	9.9	446	2.20		x
DGKD322432	MLH 3000/56-10	10.7	482	2.20		x
DGKD322433	MLH 3000/45-12	10.8	486	3.00		x
DGKD322434	MLH 2500/76-10	9.5	428	2.20		x
Paint spray guns						
DGKD030059	FSP-OPTIMAL 2001-1,5	2.0	120	2.20		x
DGKD030194	FSP-FP 2001 M-MA	3.3	200	2.20		x
DGKD030206	FSP-AZ 2	2.2	130	1.80		x
DGKD030212	FSP-FP-HTE2 S	3.1	184	3.00		x
DGKD030213	FSP-FP-HTE2 MA	3.1	184	3.00		x
DGKD030290	FSP-MINI-VARIO 2	1.3	80	1.50		x
DGKD030310	FSP-FP-HTE2-1,5	3.3	200	3.00		x
DGKD030311	FSP-FP-HTE2-1,3	3.3	200	3.00		x
DGKD030312	FSP-FP-HTE2-1,8	3.3	200	3.00		x
Plaster sprayers						
DGKD030063	TSP	3.8	225	3.00		x
DGKD900514	SPR 330-6,5	5	300	4.00		x
DGKD900521	SPR 215-6,5	5	300	4.00		x
DGKD900529	SPR 215-8,5	5	300	4.00		x
Spray guns						
DGKD040006	SPP-SE	0.8	50	1.10		x
DGKD040008	SPP-SM	2	120	1.50		x
DGKD040052	UHW 2000	2	120	1.50		x
DGKD900512	SPL 750			1.50		x

* The overview does not include the simultaneous use of tools.

UniMaster model overview

Model	Art. no.	Pressure (bar)	Suction power (l/min)	Drive power (kW)	Vessel volume (l)	Page in the catalogue
UNM 210-8-25 W	1121210720	8	200	1.5	24	14
UNM 210-8-25 WXOF	1121210922	8	210	1.1	24	14
UNM 260-10-50 W	1121160233	10	250	1.8	50	15
UNM 260-10-50 WX	1121160234	10	250	1.8	50	15
UNM 310-10-50 W	1121310838	10	290	2.2	50	15
UNM 310-10-50 WX	1121310839	10	285	1.8	50	15
UNM 410-10-50 W	1121490009	10	410	2.2	50	16
UNM 410-10-50 WX	1121490010	10	410	2.2	50	16
UNM 410-10-50 D	1121490011	10	410	2.2	50	16
UNM 410-10-50 DX	1121490012	10	410	2.2	50	16
UNM 510-10-90 D	1121490141	10	510	3	90	17
UNM 510-10-90 DX	1121490142	10	510	3	90	17
UNM 660-10-90 D	1121560006	10	660	4	90	17
UNM 660-10-90 DX	1121560007	10	660	4	90	17
UNM 580-15-90 D	1121560008	15	580	4	90	17
UNM 580-15-90 DX	1121560009	15	580	4	90	17
UNM 150-8-25 W Base	1129740197	8	170	1.1	24	18
UNM 350-10-50 W Base	1129100972	10	340	2.0	50	18
PEM 650-15-50 B	121440909	15	650	6.6	50	19

UniMaster

Flexible and user-friendly –
for universal use



User-friendly operating panel for easy reading of the pressure gauges and protection of sensitive parts



Long handle ensures particularly convenient transportation



Flexible operation thanks to separate outlets for unoled and oiled compressed air, with safety quick-action coupling



15-year warranty against rust and corrosion on the vessel



High operating comfort due to condensate drainage at operation level



Easy to manoeuvre and resistant to punctures due to hard-wearing, soft rubber wheels



Good handling characteristics thanks to guide rolls at the front



Example: UniMaster UNM 410-10-50 WX

From private use through to professional workshop applications: The main characteristics of mobile UniMaster compressors are simple handling and a high degree of flexibility. The EXTRA version also impresses with its ample equipment and highest level of operating comfort.

UNM 210-8-25 W

UNM 210-8-25 WXOF



- Large wheels and welded rear handle for ease of transportation
- Robust, durable components

✓	Close-coupled 1-cylinder piston compressor	✓
✓	Large wheels	✓
✓	10-year guarantee against rust and corrosion on vessels	✓
	Oil-free, low-maintenance power unit	✓
✓	Air outlet via pressure reducer	
	Air outlet via filter pressure reducer	✓



Model	Art. no.	Pressure (bar)	Suction power (l/min)	Inflation performance (l/min)	Drive power (kW)	Voltage (V)	Rotational speed (rpm)	Tank vol. (l)	Weight (kg)	Noise (dB(A)) ¹⁾	Dimensions (WxDxH)
UNM 210-8-25 W	1121210720	8	200	110	1.5	230	2.850	24	25	95	655x365x595
UNM 210-8-25 WXOF	1121210922	8	210	120	1.1	230	2.850	24	24	94	655x365x635

¹⁾ Sound power level according to DIN EN ISO 3744 (RL 2000/14/EC)

Additional technical features: With all safety fittings, high-quality Condor pressure switch, as well as 2 m device supply cable with rubber sheath, as standard

Tip

An oil-free compressor reduces maintenance and does not generate compressed air that contains impure oil from the compressor.

UNM 260 / 310-10-50 W

UNM 260 / 310-10-50 WX

- Large wheels and welded rear handle for ease of transportation
- Robust, durable components
- Filter pressure reducer for better working results



✓	Close-coupled 1-cylinder piston compressor	✓
✓	Large wheels	✓
✓	10-year guarantee against rust and corrosion on vessels	
	15-year guarantee against rust and corrosion on the vessel with inner coating	✓
	4 m cable with rubber sheath	✓
	With guide rolls	✓
	Air outlet via filter pressure reducer with 2 quick-release couplings	✓



Model	Art. no.	Pressure (bar)	Suction power (l/min)	Inflation performance (l/min)	Drive power (kW)	Voltage (V)	Rotational speed (rpm)	Tank vol. (l)	Weight (kg)	Noise (dB(A)) ¹⁾	Dimensions (WxDxH)
UNM 260-10-50 W	1121160233	10	250	150	1.8	230	2,850	50	38	95	910x470x780
UNM 260-10-50 WX	1121160234	10	250	150	1.8	230	2,850	50	38	95	910x470x780
UNM 310-10-50 W	1121310838	10	290	195	2.2	230	2,850	50	33	97	770x425x700
UNM 310-10-50 WX	1121310839	10	290	195	2.2	230	2,850	50	34	97	770x425x700

¹⁾ Schallleistungspegel nach DIN EN ISO 3744 (RL 2000/14/EG)

Additional technical features: With all safety fittings, high-quality Condor pressure switch, as well as 2 m device supply cable with rubber sheath, as standard

Tip

The peripheral equipment of the EXTRA versions such as guide rolls and 4 m connection cable make mobile use easier.

UNM 410-10-50 W / D

UNM 410-10-50 WX / DX

- Powerful 2-cylinder power unit for applications with high air requirements
- Alternating current or three-phase current version suitable for any application
- Filter pressure reducer for better working results
- Low compressor speed, which is gentle on the compressor components and also reduces the noise level and vibrations



✓	V-belt driven, 2-cylinder piston compressor	✓
✓	10-year guarantee against rust and corrosion on vessels	
	15-year guarantee against rust and corrosion on the vessel with inner coating	✓
	User-friendly operating panel with mist oiler and filter pressure reducer	✓
✓	With guide rolls	✓
	Soft puncture-proof rubber wheels for a high level of comfort	✓
	With 2 safety quick-release couplings with a particularly high flow capacity	✓
	Condensate drainage via the ball valve at the operating panel	✓
	4 m cable with rubber sheath and cable hooks	✓



Model	Art. no.	Pressure (bar)	Suction power (l/min)	Inflation performance (l/min)	Drive power (kW)	Voltage (V)	Rotational speed (rpm)	Tank vol. (l)	Weight (kg)	Noise (dB(A)) ¹⁾	Dimensions (WxDxH)
UNM 410-10-50 W	1121490009	10	410	295	2.2	230	1,000	50	64	97	950x410x815
UNM 410-10-50 WX	1121490010	10	410	295	2.2	230	1,000	50	68	97	950x410x875
UNM 410-10-50 D	1121490011	10	410	295	2.2	400	1,000	50	62	96	950x410x815
UNM 410-10-50 DX	1121490012	10	410	295	2.2	400	1,000	50	67	96	950x410x875

¹⁾ Sound power level according to DIN EN ISO 3744 (RL 2000/14/EC)

Additional technical features: With all safety fittings, high-quality Condor pressure switch, as well as 2 m device supply cable with rubber sheath and plug with phase inverter for three-phase current versions, as standard

Tip

The soft rubber wheels and the welded rear handle on the EXTRA versions facilitate loading and transportation.

UNM 510 / 660 / 580 D

UNM 510 / 660 / 580 DX

- Powerful 2-cylinder power unit for applications with very high air requirements
- For any application: in 10 or 15 bar version
- 90 l vessel for high air requirements
- Low compressor speed, which is gentle on the compressor components and also reduces the noise level and vibrations



✓	V-belt driven, two-stage (510-10-90 D/DX single-stage) 2-cylinder piston compressor	✓
✓	10-year guarantee against rust and corrosion on vessels	
	15-year guarantee against rust and corrosion on the vessel with inner coating	✓
	User-friendly operating panel with mist oiler and filter pressure reducer	✓
✓	With guide rolls	✓
	Soft puncture-proof rubber wheels for a high level of comfort	✓
	With 2 safety quick-release couplings with a particularly high flow capacity	✓
	Condensate drainage via the ball valve at the operating panel	✓
	4 m cable with rubber sheath and cable hooks	✓



Model	Art. no.	Pressure (bar)	Suction power (l/min)	Inflation performance (l/min)	Drive power (kW)	Voltage (V)	Rotational speed (rpm)	Tank vol. (l)	Weight (kg)	Noise (dB(A)) ¹⁾	Dimensions (WxDxH)
UNM 510-10-90 D	1121490141	10	510	390	3	400	1,240	90	80	97	1,110x495x910
UNM 510-10-90 DX	1121490142	10	510	390	3	400	1,240	90	84	97	1,100x505x935
UNM 660-10-90 D	1121560006	10	660	520	4	400	1,000	90	102	97	1,110x495x1,015
UNM 660-10-90 DX	1121560007	10	660	520	4	400	1,000	90	106	97	1,100x505x1,015
UNM 580-15-90 D	1121560008	15	580	470	4	400	915	90	111	95	1,110x495x1,015
UNM 580-15-90 DX	1121560009	15	580	470	4	400	915	90	116	95	1,100x505x1,015

¹⁾ Sound power level according to DIN EN ISO 3744 (RL 2000/14/EC)

Additional technical features: With all safety fittings, high-quality Condor pressure switch, as well as 2 m device supply cable with rubber sheath and plug with phase inverter, as standard

Tip

The condensate drainage on the operating panel of the EXTRA versions allows for easy maintenance.

UNM 150-8-25 W Base

UNM 350-10-50 W Base

- Compressors with functional equipment for frequent use
- Easy to transport with optimally positioned handle and welded rear handle



✓	Close-coupled 1- or 2-cylinder piston compressor	✓
✓	5-year guarantee against rust and corrosion on vessels	✓
✓	Large wheels and welded handle for ease of transportation	✓
✓	Two pressure gauges for reading the vessel and working pressure	✓



Minimum order quantity for specialist dealers: 6 units



Model	Art. no.	Pressure (bar)	Suction power (l/min)	Inflation performance (l/min)	Drive power (kW)	Voltage (V)	Rotational speed (rpm)	Tank vol. (l)	Weight (kg)	Noise (dB(A)) ¹⁾	Dimensions (WxDxH)
UNM 150-8-25 W Base	1129740197	8	170	80	1.1	230	2,850	24	22	95	580x245x620
UNM 350-10-50 W Base	1129100972	10	340	200	2.0	230	2,850	50	60	95	770x425x730

¹⁾ Schallleistungspegel nach DIN EN ISO 3744 (RL 2000/14/EG)

Additional technical features: Equipped with all safety fittings and electric connection cable as standard

NEW

PEM 650-15-50 B

1 | Compressed air generation

- Can be operated independent of mains supply with petrol-driven unit
- Powerful 2-cylinder power unit for applications with very high air requirements
- Fully automatic operation with idling and speed regulation
- Optimal protection against potential damage thanks to the all-round pipe frame

V-belt driven, two-stage 2-cylinder piston compressor with petrol engine	✓
15-year rust guarantee on the vessel with inner coating	✓
Equipped with mist oiler and filter pressure reducer	✓
Two pressure gauges for vessel and working pressure	✓
Large, puncture-proof solid rubber wheels for maximum drive comfort	✓
Easily accessible condensate drain cock	✓
Extendable handles make it possible to work comfortably while standing upright	✓



Model	Art. no.	Pressure (bar)	Suction power (l/min)	Inflation performance (l/min)	Drive power (kW)	Rotational speed (rpm)	Tank vol. (l)	Weight (kg)	Noise (dB(A)) ¹⁾	Dimensions (WxDxH)
PEM 650-15-50 B	1121440909	15	650	420	6.6	1,120	50	115	97	1,000x525x940

¹⁾ Sound power level according to DIN EN ISO 3744 (RL 2000/14/EC)

Additional technical features: Fully equipped with all the necessary safety fittings

Tip > The PEM 650-15-50 B is not only suitable for construction sites, but is also an ideal addition for breakdown service vehicles, where high-performance equipment is required.

CompactMaster model overview

Model	Art. no.	Pressure (bar)	Suction power (l/min)	Drive power (kW)	Vessel volume (l)	Page in the catalogue
CPM 170-8-2 WOF	1121020051	8	150	1.1	2	22
CPM 170-8-6 WOF	1121020071	8	150	1.1	6	22
CPM 210-10-3 W	1121050584	10	200	1.5	2.5	23
CPM 110-15-3 W	1121050582	15	85	0.6	2.5	23
CPM 210-8-10 W	1121090015	8	200	1.5	10	24
CPM 210-8-10 WXOF	1121090030	8	210	1.1	10	24
CPM 260-10-10 W	1121090189	10	250	1.8	10	24
CPM 260-10-10 WX	1121090194	10	250	1.8	10	24
CPM 310-10-20 W	1121090453	10	290	2.2	20	25
CPM 310-10-20 WX	1121090452	10	290	2.2	20	25
CPM 360-10-20 W	1121090552	10	355	2	20	25
CPM 360-10-20 WX	1121090553	10	355	2	20	25
CPM 150-8-6 WOF Base	1129100968	8	150	1.1	6	26
CPM 200-8-10 W Base	1129100969	8	150	1.1	10	26
CPM 280-10-20 B	1121440814	10	275	3	20	27
CPM L 310-10-20 WX	1121440068	10	290	2.2	20	30
CPM L 330-10-20 WX	1121440050	10	300	1.8	20	30

CompactMaster

Extremely powerful and easy to use –
the perfect companion for the construction site



Particularly user-friendly operating panel provides a clear view of the pressure gauge and protects sensitive parts



Particularly comfortable height-adjustable bracket for extremely easy transportation



4 m cable with practical cable holder for an extra-large working radius



Easy to manoeuvre due to hard-wearing puncture-resistant soft rubber wheels



15-year warranty against rust and corrosion on the vessel



Example: CompactMaster CPM 360-10-20 WX

Designed for demanding heavy-duty applications on the construction site: The robust, compact and lightweight design of the CompactMaster compressor makes it a reliable partner, e.g. for interior fittings or shell construction. Available as a portable or mobile version with height-adjustable bracket depending on requirements.

Extremely powerful, easy to handle

CompactMaster

CPM 170-8-2 WOF

CPM 170-8-6 WOF

- Extremely handy thanks to lightweight and compact design
- Low maintenance thanks to oil-free compressor
- Surrounding steel frame provides effective protection for all fittings



✓	Close-coupled 1-cylinder piston compressor	✓
✓	Two pressure gauges for vessel and working pressure	✓
✓	4 large rubber feet for extra stability and ease of transportation	✓
✓	Easily accessible condensate drain cock	✓



Model	Art. no.	Pressure (bar)	Suction power (l/min)	Inflation performance (l/min)	Drive power (kW)	Voltage (V)	Rotational speed (rpm)	Tank vol. (l)	Weight (kg)	Noise (dB(A)) ¹⁾	Dimensions (WxDxH)
CPM 170-8-2 WOF	1121020051	8	150	70	1.1	230	2,850	2	11	95	360x270x450
CPM 170-8-6 WOF	1121020071	8	150	70	1.1	230	2,850	6	13	95	360x310x490

¹⁾ Sound power level according to DIN EN ISO 3744 (RL 2000/14/EC)

Additional technical features: With all safety fittings, high-quality Condor pressure switch, as well as 2 m device supply cable with rubber sheath, as standard

Tip

An oil-free compressor reduces maintenance and does not generate compressed air that contains impure oil from the compressor.

CPM 210-10-3 W

CPM 110-15-3 W

- Suitable for demanding professional assembly work
- Optimised for use on construction sites thanks to robust design and optimal transport properties
- Extremely compact thanks to pressure tank integrated into steel frame
- For any application: in 10 or 15 bar version



✓	Close-coupled 1-cylinder piston compressor	✓
✓	Air outlet via filter pressure reducer	✓
✓	Two pressure gauges for vessel and working pressure	✓
✓	4 large rubber feet for extra stability and ease of transportation	✓
✓	10-year guarantee against rust and corrosion on vessels	✓
	Two air outlets on quick coupling; one of which is suitable for full pressure	✓
	Pressure up to 15 bar	✓



Model	Art. no.	Pressure (bar)	Suction power (l/min)	Inflation performance (l/min)	Drive power (kW)	Voltage (V)	Rotational speed (rpm)	Tank vol. (l)	Weight (kg)	Noise (dB(A)) ¹⁾	Dimensions (WxDxH)
CPM 210-10-3 W	1121050584	10	200	110	1.5	230	2,850	2,5	20,5	95	310x580x405
CPM 110-15-3 W	1121050582	15	85	49	0.6	230	1,450	2,5	19,5	83	310x580x405

¹⁾ Sound power level according to DIN EN ISO 3744 (RL 2000/14/EC)

Additional technical features: With all safety fittings, filter pressure reducer, high-quality pressure switch, as well as 2 m device supply cable with rubber sheath

Tip

The water separator with filter at the pressure reducer reduces dirt particles, condensate and oil in the compressed air, thus increasing the service life of pneumatic tools.

Extremely powerful, easy to handle

CompactMaster

CPM 210 / 260 W

CPM 210 WXOF / 260 WX



- Lightweight design and carrying handles make it ideal for transportation
- Safety strut for maximum protection of fitting

✓	Close-coupled 1-cylinder piston compressor	✓
✓	Welded support tube with rubber handle	✓
✓	10-year guarantee against rust and corrosion on vessels	
	15-year guarantee against rust and corrosion on the vessel with inner coating	✓
✓	Air outlet via pressure reducer	
	Air outlet via filter pressure reducer	✓
	4 m cable with rubber sheath	✓
	CPM 210 WXOF: oil-free, low-maintenance power unit	✓



Model	Art. no.	Pressure (bar)	Suction power (l/min)	Inflation performance (l/min)	Drive power (kW)	Voltage (V)	Rotational speed (rpm)	Tank vol. (l)	Weight (kg)	Noise (dB(A)) ¹⁾	Dimensions (WxDxH)
CPM 210-8-10 W	1121090015	8	200	110	1.5	230	2,850	10	24	95	420x340x620
CPM 210-8-10 WXOF	1121090030	8	210	120	1.1	230	2,850	10	21	95	420x340x620
CPM 260-10-10 W	1121090189	10	250	150	1.8	230	2,850	10	25	95	440x330x670
CPM 260-10-10 WX	1121090194	10	250	150	1.8	230	2,850	10	25	95	440x330x670

¹⁾ Sound power level according to DIN EN ISO 3744 (RL 2000/14/EC)

Additional technical features: With all safety fittings, high-quality Condor pressure switch, as well as 2 m device supply cable with rubber sheath, as standard

Tip

An oil-free compressor reduces maintenance and does not generate compressed air that contains impure oil from the compressor.

CPM 310 / 360-10-20 W

CPM 310 / 360-10-20 WX

- Practical handles make it ideal for transportation
- Large wheels for greater mobility and flexibility
- Efficient power units for applications with high air requirements



✓	Close-coupled 1-cylinder or 2-cylinder piston compressor	✓
✓	Welded support tube with rubber handle	
	Height-adjustable bracket for outstanding transportation characteristics	✓
✓	10-year guarantee against rust and corrosion on vessels	
	15-year guarantee against rust and corrosion on the vessel with inner coating	✓
✓	Air outlet via filter pressure reducer	
	User-friendly operating panel with mist oiler and filter pressure reducer	✓
	Soft puncture-proof rubber wheels for a high level of comfort	✓
	4 m cable with rubber sheath and cable hooks	✓



1 | Compressed air generation

Model	Art. no.	Pressure (bar)	Suction power (l/min)	Inflation performance (l/min)	Drive power (kW)	Voltage (V)	Rotational speed (rpm)	Tank vol. (l)	Weight (kg)	Noise (dB(A)) ¹⁾	Dimensions (WxDxH)
CPM 310-10-20 W	1121090453	10	290	195	2.2	230	2,850	20	32	97	520x430x860
CPM 310-10-20 WX	1121090452	10	290	195	2.2	230	2,850	20	33	97	520x430x860
CPM 360-10-20 W	1121090552	10	355	225	2	230	2,850	20	39	95	520x430x810
CPM 360-10-20 WX	1121090553	10	355	225	2	230	2,850	20	40	95	520x430x860

¹⁾ Sound power level according to DIN EN ISO 3744 (RL 2000/14/EC)

Additional technical features: With all safety fittings, high-quality Condor pressure switch, as well as 2 m device supply cable with rubber sheath, as standard

Tip > Test the ingenious features of the EXTRA variants. For example, the pull-out handle and soft rubber wheels redefine the word „mobility“.

Extremely powerful, easy to handle

CompactMaster

CPM 150-8-6 WOF Base

CPM 200-8-10 W Base

- Compressors with functional equipment for frequent use



Minimum order quantity for specialist dealers: 6 units



✓	Close-coupled 1-cylinder piston compressor	✓
✓	Extremely easy to handle thanks to lightweight and compact design	
✓	Low maintenance thanks to oil-free compressor	
	Rubber handle for easy transportation	✓
✓	5-year guarantee against rust and corrosion on vessels	✓
✓	Two pressure gauges for reading the vessel and working pressure	✓



Model	Art. no.	Pressure (bar)	Suction power (l/min)	Inflation performance (l/min)	Drive power (kW)	Voltage (V)	Rotational speed (rpm)	Tank vol. (l)	Weight (kg)	Noise (dB(A)) ¹⁾	Dimensions (WxDxH)
CPM 150-8-6 WOF Base	1129100968	8	150	70	1.1	230	2,850	6	11	90	360x300x480
CPM 200-8-10 W Base	1129100969	8	150	80	1.1	230	2,850	10	21	95	420x340x620

¹⁾ Sound power level according to DIN EN ISO 3744 (RL 2000/14/EC)

Additional technical features: Equipped with all safety fittings and electric connection cable as standard

CPM 280-10-20 B

- Can be operated independent of mains supply with petrol-driven unit
- Practical handles make it ideal for transportation
- Safety strut for maximum protection of fitting

Close-coupled 1-cylinder piston compressor with petrol engine	✓
Two pressure gauges for vessel and working pressure	✓
Large wheels for maximum drive comfort	✓
10-year rust guarantee on vessels	✓
Easily accessible condensate drain cock	✓



Model	Art. no.	Pressure (bar)	Suction power (l/min)	Inflation performance (l/min)	Drive power (kW)	Voltage (V)	Rotational speed (rpm)	Tank vol. (l)	Weight (kg)	Noise (dB(A)) ¹⁾	Dimensions (WxDxH)
CPM 280-10-20 B	1121440814	10	275	165	3	-	3,410	20	36	97	600x490x850

¹⁾ Sound power level according to DIN EN ISO 3744 (RL 2000/14/EC)

Additional technical features: Fully equipped with all the necessary safety fittings

Tip > The CPM 280-10-20 B is not only suitable for construction sites, but is also an ideal addition for breakdown service vehicles.

Genuine professionals for the construction site – the CompactMaster L



Tough and extremely wear-resistant.
Robust protection of all components, large wheels and good ground clearance make the new CompactMaster CPM L reliable partners on the construction site – also at low temperatures.



Easy to transport.
Distinct grip positions and attachment points, coupled with stability and tilt resistance thanks to a low centre of gravity, ensure optimal loading and transport properties.



Orderly system.
With the optional adapter plate Sys-Adapter, Systemainers can be quickly and easily combined with the compressor. The tool and accessories are always ready to hand and stowed away safely.

CompactMaster L

Genuine construction site professionals,
high-performance & smooth running



Surrounding steel frame
for optimal protection
of all components




Optimal loading and transportation properties
thanks to distance handle
position and attachment points



Efficient 1- and 2-cylinder power units
for applications with
high air requirements



Second air outlet
allows simultaneous use
of two tools



Good ground clearance
thanks to puncture-proof
wheels made from solid
polyurethane material



Robust design is ideal for use on construction sites

Example: CompactMaster CPM L 330-10-20 WX

Genuine construction site professionals: The high-performance CompactMaster L are the ideal compressors for tough construction site applications. They impress with their robustness, smooth running and excellent cold start properties, which allow them to also be used at low temperatures. The compressors are also easy to transport and can be combined with Systainers.

Extremely powerful, easy to handle

CompactMaster

CPM L 310 / 330-10-20 WX



- Robust design is ideal for use on construction sites
- Surrounding steel frame provides effective protection for all components
- Optimal loading and transportation properties thanks to distinct handle position and attachment points
- Good respectively very good (only CPM L 330-10-20 WX) cold start properties with additional startup load relieving valve at the pressure switch

✓	Close-coupled 1- or 2-cylinder piston compressor
✓	User-friendly operating panel with two air outlets
✓	Two pressure gauges for vessel and working pressure
✓	Water separator with filter for optimal air quality
✓	4 m cable with rubber sheath and cable hooks
✓	Puncture-resistant wheels made from solid material for high driving comfort
✓	10-year rust guarantee on vessels



Model	Art. no.	Pressure (bar)	Suction power (l/min)	Inflation performance (l/min)	Drive power (kW)	Voltage (V)	Rotational speed (rpm)	Tank vol. (l)	Weight (kg)	Noise (dB(A)) ¹⁾	Dimensions (WxDxH)
CPM L 310-10-20 WX	1121440068	10	290	195	2.2	230	2,850	20	41	97	830x560x480
CPM L 330-10-20 WX	1121440050	10	300	210	1.8	230	1,450	20	49	95	830x560x480

¹⁾ Sound power level according to DIN EN ISO 3744 (RL 2000/14/EC)

Additional technical features: With all safety fittings, high-quality Condor pressure switch, as well as device supply cable with rubber sheath, as standard

Tip

Particularly quiet and smooth running thanks to the low speed of the CPM L 330-10-20 WX.

Extremely powerful, easy to handle

CompactMaster



Sys-Adapter accessories for CPM L 310 / 330

- Adapter plate for securing Systainers
- Secure interlock with Systainer with folding mechanism

Model	Art. no.
SYS-AP-CPM L	DGKB323431




Perfect in a system – the SysMaster compressor



Easy to handle and light.

Weighing only 13 kg and with the option to combine the compressor with a roll board, transporting all components on the construction site is extremely easy and manageable.



Robust.

All fittings are reliably protected by the Systainer. Operation when the Systainer is closed offers complete protection of all parts and reduces the noise level. The SysMaster demonstrates its tough and long-lasting qualities on the construction site.



Combinable.

The SysMaster is compatible with other Systainers. With it you create a perfect transportable system. Thanks to the clever connection you save time by being able to transport more devices at the same time. Compressors, tools and accessories are ready to hand and safely stowed away at all times.



SysMaster

Perfect in a system,
extremely lightweight & unrivalled versatility



Perfect in the system
thanks to combination
with other Systainers



**Outstanding
transportation properties**
thanks to ergonomic handle



**Unrivalled
lightweight design**
at only 13 kg



Extremely robust:
Operating the machine inside
a closed Systainer protects the
sensitive components perfectly
while simultaneously reducing
noise levels



Example: SysMaster SYM 150-8-6 WXOF



**Simple operation
from exterior**
due to integral operating
panel with quick-action
coupling, pressure reducer,
two pressure gauges and
condensate drainage



Easy to manoeuvre
on the optional roll board

Perfect in the system: The combination with other Systainers, excellent transport properties, robustness and optimal operability are the big advantages of the SysMaster! In combination with the roll board the SysMaster makes an optimal partner for mobile applications such as blowing, stapling and nailing or sealing.

SysMaster

SYM 150-8-6 WXOF



- Perfect in a system: Can be combined with other Systainers
- Easy to carry, only 13 kg
- Extremely robust, components are protected in the Systainer
- Operating panel for easy external operation
- Ergonomic handle and optional roll board for simple transportation

✓	1-cylinder piston compressor
✓	Oil-free, low-maintenance power unit
✓	Two pressure gauges for vessel and working pressure
✓	10-year guarantee against rust and corrosion on vessels
✓	Air outlet via pressure reducer
✓	4 m cable with rubber sheath



Model	Art. no.	Pressure (bar)	Suction power (l/min)	Inflation performance (l/min)	Drive power (kW)	Voltage (V)	Rotational speed (rpm)	Tank vol. (l)	Weight (kg)	Noise (dB(A)) ¹⁾	Dimensions (WxDxH)
SYM 150-8-6 WXOF	1121010030	8	150	70	1.1	230	2,450	6	13	89	296x396x320

¹⁾ Sound power level according to DIN EN ISO 3744 (RL 2000/14/EC)

Additional technical features: With all safety fittings, high-quality Condor pressure switch, as well as device supply cable with rubber sheath, as standard

Tip

The SysMaster can be combined with any other Systainers. The compressor, tool and accessories are always stored safely at your fingertips as a result.

Roll board



- For easy, effortless transport to the building site, in the workshop and between vehicle and place of use
- Sliding mechanism for secure interlock with Systainers

Model	Art. no.
RB-SYS TL	DGKB323430

SysMaster-Sets

- In a set with roll board, 2 TL Systainer with AP-Vario-P blowing guns and DLS-SK-SF 15.5–10/10 m tube



Art. no. DGKI800025

- In a set with roll board, 1 TL Systainer with SNG-50 round head nail gun incl. 5000 round head nails and protective goggles



Art. no. DGKI800027

- In a set with roll board, KNG 40/50 SYS combination nail gun, SYS 1 TL Systainer and DLS-SK-SF 11–6.3/10 m superflex tube



Art. no. DGKI800058

Model	Art. no.	Pressure (bar)	Suction power (l/min)	Inflation performance (l/min)	Drive power (kW)	Voltage (V)	Rotational speed (rpm)	Tank vol. (l)	Weight (kg)	Noise (dB(A)) ¹⁾	Dimensions (WxDxH)
SET SYM 150 AP-RB-DLS	DGKI800025	8	150	70	1.1	230	2,450	6		89	
SET SYM 150 SNG-RB	DGKI800027	8	150	70	1.1	230	2,450	6		89	
SET SYM 150-KNG-RB-DLS	DGKI800058	8	150	70	1.1	230	2,450	6		89	

¹⁾ Sound power level according to DIN EN ISO 3744 (RL 2000/14/EC)

Systainer

Systainer



- Systainer without inlays

Model	Art. no.	Weight (kg)	Internal dimensions (HxWxD) (mm)	Dimensions (WxDxH)
SYS 1 TL	DGKD322500	1.3	75x273x383	296x396x105
SYS 2 TL	DGKD322501	1.5	127.5x267x383	296x396x157,5

Mini-Systainer



- Can be combined with Mini Systainers only
- Systainer without inlays

Model	Art. no.	Weight (kg)	Internal dimensions (HxWxD) (mm)	Dimensions (WxDxH)
SYS-Mini 1	DGKB323414	0.4	50x248x158	268x171x70
SYS-Mini 2	DGKB323417	0.45	67x248x158	268x171x87

Inlays and inserts

Common features

- The various inlays and inserts allow Systainers to be adapted individually to different requirements and applications
- For protection and systematic storage of tools and materials

Bottom cushion



- With pre-perforated cubes for individual adaptation to tools and contents of any form

Model	Art. no.
EIL-BP SYS 1-5 - 50mm	DGKB323483

Cover cushion



- All contents protected by the burl padding in the cover

Model	Art. no.
EIL-DP SYS 1-5	DGKB323481

SilentMaster

Silent compressors –
when quiet operation is required



Optimal operating temperature
thanks to electric auxiliary fan



Extremely low-noise
thanks to special sound insulation cover



Precise work
thanks to two pressure gauges for reading tank pressure and operating pressure



10-year warranty
against rust and corrosion on vessels



90 l vessel for high air requirements



Ease of transport
thanks to plastic puncture-proof wheels

Example: SilentMaster SEM 330-10-90 W

The SilentMaster is very silent thanks to its special noise insulation. This portable/mobile compressor series is therefore ideal for applications where silence is required, e.g. when there is no separate room available for the compressor.

When quiet operation is required

SilentMaster

SEM 30-8-4 W

SEM 50-8-9 W

- Extremely quiet due to special noise insulation
- Ideally suited for airbrushing
- Extremely handy thanks to lightweight and compact design



✓	Close-coupled 1-cylinder piston compressor	✓
✓	Stable handle for simple transportation	✓
✓	10-year guarantee against rust and corrosion on vessels	✓
✓	4 large rubber feet for extra stability and ease of transportation	✓
✓	Easily accessible condensate drain cock	✓



Model	Art. no.	Pressure (bar)	Suction power (l/min)	Inflation performance (l/min)	Drive power (kW)	Voltage (V)	Rotational speed (rpm)	Tank vol. (l)	Weight (kg)	Noise (dB(A)) ¹⁾	Dimensions (WxDxH)
SEM 30-8-4 W	DGKA333005	8	30	19	0.2	230	2,900	4	19	31	425x195x430
SEM 50-8-9 W	DGKA333004	8	50	36	0.34	230	2,900	9	22	33	360x360x480

¹⁾ LpA4 sound pressure level at distance of 4 m

Additional technical features: With all safety fittings, high-quality Condor pressure switch, as well as 2 m device supply cable with rubber sheath, as standard

Tip

The duty cycle must not exceed 50 % due to the subsequent generation of heat in the special encapsulated power unit.

SEM 110-8-6 WOF

1 | Compressed air generation

- Reduced noise with sound absorbing cover
- Low maintenance thanks to oil-free compressor
- Extremely handy thanks to lightweight and compact design

Close-coupled 1-cylinder piston compressor	✓
Integral handle for simple transportation	✓
10-year guarantee against rust and corrosion on vessels	✓
Air outlet via filter pressure reducer	✓
Two pressure gauges for vessel and working pressure	✓



Model	Art. no.	Pressure (bar)	Suction power (l/min)	Inflation performance (l/min)	Drive power (kW)	Voltage (V)	Rotational speed (rpm)	Tank vol. (l)	Weight (kg)	Noise (dB(A)) ¹⁾	Noise (dB(A)) ²⁾	Dimensions (WxDxH)
SEM 110-8-6 WOF	1121030819	8	105	68	0.75	230	1,450	6	18	65	85	430x210x430

¹⁾ LpA4 sound pressure level at distance of 4 m ²⁾ Sound power level according to DIN EN ISO 3744 (RL 2000/14/EC)

Additional technical features: With all safety fittings, high-quality pressure switch, as well as 2 m device supply cable with rubber sheath, as standard

Tip > An oil-free compressor reduces maintenance and does not generate compressed air that contains impure oil from the compressor.

When quiet operation is required

SilentMaster

SEM 255-10-50 W

SEM 330-10-90 W

- Reduced noise with sound absorbing cover
- Low noise level at installation site
- 50 or 90 l vessel for high air requirements



✓	Close-coupled 1- or 2-cylinder piston compressor	✓
✓	10-year guarantee against rust and corrosion on vessels	✓
✓	Air outlet via filter pressure reducer	✓
✓	Two pressure gauges for vessel and working pressure	✓
	Electric auxiliary fan prevents unit from overheating	✓



Model	Art. no.	Pressure (bar)	Suction power (l/min)	Inflation performance (l/min)	Drive power (kW)	Voltage (V)	Rotational speed (rpm)	Tank vol. (l)	Weight (kg)	Noise (dB(A)) ¹⁾	Noise (dB(A)) ²⁾	Dimensions (WxDxH)
SEM 255-10-50 W	DGKA333001	10	255	165	1.5	230	2,850	50	56	67	87	1.000x390x770
SEM 330-10-90 W	1121340204	10	300	210	1.8	230	1,450	90	87	66	87	1.030x520x1.020

¹⁾ LpA4 sound pressure level at distance of 4 m ²⁾ Sound power level according to DIN EN ISO 3744 (RL 2000/14/EC)

Additional technical features: With all safety fittings, high-quality Condor pressure switch, as well as 2 m device supply cable with rubber sheath, as standard

Tip

The water separator with filter at the pressure reducer reduces dirt particles, condensate and oil in the compressed air, thus increasing the service life of pneumatic tools.

You can count on us – Guaranteed!




With our 1+2 warranty, we offer a three year warranty for selected mobile compressors and pneumatic tools following online registration of the purchased product.

If you or a dealer you nominate registers your Schneider product online within 30 days of purchase, we will give you a 3-year warranty from the date of purchase on a product from the current sales portfolio.

www.schneider-airsystems.com

UniMaster model overview

			
<p>UniMaster STS</p>	<p>UniMaster STS XS with sound absorbing cover</p>	<p>UniMaster STS XDK with cold dryer</p>	<p>UniMaster STS XSDK with sound absorbing cover and cold dryer</p>
<p>Page 44</p>	<p>Page 45</p>	<p>Page 46</p>	<p>Page 47</p>
			
<p>UniMaster STL</p>	<p>UniMaster STL XS with sound absorbing cover</p>	<p>UniMaster STB</p>	<p>UniMaster STB XS with sound absorbing cover</p>
<p>Page 48</p>	<p>Page 49</p>	<p>Page 51</p>	<p>Page 51</p>

UniMaster

Powerful with versatile combination options – the all-rounder for small and medium sized workshops



High-performance
two-stage 2-cylinder
power unit



Easy retrofitting
of sound absorbing cover
(for 4.0 kW)



Simple, cost-saving
inspection
of the vessel through
hand hole



15-year warranty
against rust and corrosion on
vessel thanks to inner coating



Vertical design
saves space



System ready for operation
with integrated cold dryer



Example: UniMaster UNM STS 660-10-270 XDK

The UniMaster piston compressors are powerful and robust and are the perfect solution when a permanent air supply is not required – e.g. in small motor vehicle workshops. They are available with a vertical or horizontal vessel and can be used as an auxiliary compressor. The modular system allows for the individual expansion with a cold dryer and/or sound absorbing cover.

The piston compressors with individual fittings

Stationary piston compressors

UniMaster STS



15

- Vertical design saves space
- Flexible extension option by retrofitting a sound absorbing cover (for compressors with 4 kW) and/or a cold dryer
- Simple, cost-saving inspection of the vessel through hand hole
- Vessel manufactured in accordance with AD2000 standard

✓	V-belt driven, two-stage 2-cylinder piston compressor
✓	15-year rust guarantee on the vessel with inner coating
✓	With rubber dampers for extra stability
✓	With intermediate cooler and aftercooler
✓	Easily accessible condensate drain cock
✓	Auxiliary sleeve with blind plugs for easy extension (except 90 l vessel)
✓	Air outlet 3/4"i with air shut-off cock

Model	Art. no.	Pressure (bar)	Suction power (l/min)	Eff. delivery quantity (l/min) ²	Drive power (kW)	Rotational speed (rpm)	Tank vol. (l)	Weight (kg)	Noise (dB(A)) ¹⁾	Dimensions (WxDxH)
UNM STS 660-10-90	1121580537	10	660	520	4	1,025	90	123	78	750x705x1,170
UNM STS 660-10-270	1121570213	10	660	520	4	1,025	270	170	78	750x705x1,800
UNM STS 660-10-500	1121580534	10	660	520	4	1,025	500	215	78	850x850x1,945
UNM STS 580-15-270	1121570238	15	580	470	4	915	270	177	78	750x705x1,800
UNM STS 580-15-500	1121580531	15	580	470	4	915	500	230	78	850x850x1,945
UNM STS 1000-10-90	1121560020	10	1,070	785	5.5	1,260	90	159	82	920x705x1,170
UNM STS 1000-10-270	1121570227	10	1,070	785	5.5	1,260	270	206	82	920x705x1,800
UNM STS 1000-10-500	1121580523	10	1,070	785	5.5	1,260	500	251	82	920x850x1,950
UNM STS 780-15-270	1121570242	15	830	570	5.5	980	270	213	80	920x705x1,800
UNM STS 780-15-500	1121580539	15	830	570	5.5	980	500	266	80	920x850x1,950
UNM STS 1250-10-90	1121560021	10	1,250	980	7.5	1,240	90	199	84	975x705x1,245
UNM STS 1250-10-270	1121570234	10	1,250	980	7.5	1,240	270	246	84	975x705x1,875
UNM STS 1250-10-500	1121580529	10	1,250	980	7.5	1,240	500	291	84	975x850x2,020
UNM STS 1000-15-270	1121570230	15	1,000	790	7.5	995	270	253	82	975x705x1,875
UNM STS 1000-15-500	1121580526	15	1,000	790	7.5	995	500	306	82	975x850x2,020
C variants with preassembled star-delta switch										
UNM STS 1000-10-90 C	1121560023	10	1,070	785	5.5	1,260	90	159	82	920x705x1,170
UNM STS 1000-10-270 C	1121570228	10	1,070	785	5.5	1,260	270	206	82	920x705x1,800
UNM STS 1000-10-500 C	1121580524	10	1,070	785	5.5	1,260	500	251	82	920x850x1,950
UNM STS 780-15-270 C	1121570243	15	830	570	5.5	980	270	213	80	920x705x1,800
UNM STS 780-15-500 C	1121580540	15	830	570	5.5	980	500	266	80	920x850x1,950
UNM STS 1250-10-90 C	1121560022	10	1,250	980	7.5	1,240	90	199	84	975x705x1,245
UNM STS 1250-10-270 C	1121570235	10	1,250	980	7.5	1,240	270	246	84	975x705x1,875
UNM STS 1250-10-500 C	1121580530	10	1,250	980	7.5	1,240	500	291	84	975x850x2,020
UNM STS 1000-15-270 C	1121570231	15	1,000	790	7.5	995	270	253	82	975x705x1,875
UNM STS 1000-15-500 C	1121580527	15	1,000	790	7.5	995	500	306	82	975x850x2,020

¹⁾ LpA1 sound pressure level in accordance with DIN EN ISO 2151 using EN ISO 3744 ²⁾ Max. flow volume at working pressure in accordance with ISO 1217 (working pressure = indicated pressure - 1 bar)

Additional technical features: Equipped with all fittings as standard: Condor pressure switch and solenoid valve (from 5.5 kW), motor protection, safety valve, condensate drain cock and stop cock

Tip

It is strongly recommended that all compressors above 5.5 kW be started via an automatic star-delta switch.

UniMaster STS Silent

- Vertical design saves space
- Extremely low noise level thanks to sound absorbing cover
- Flexible extension possible with simple retrofitting of cold dryer
- Simple, cost-saving inspection of the vessel through hand hole
- Vessel manufactured in accordance with AD2000 standard

V-belt driven, two-stage 2-cylinder piston compressor	✓
15-year rust guarantee on the vessel with inner coating	✓
With rubber dampers for extra stability	✓
With intermediate cooler and aftercooler	✓
Easily accessible condensate drain cock	✓
Auxiliary sleeve with blind plugs for easy extension (except 90 l vessel)	✓
Air outlet 3/4"i with air shut-off cock	✓



Model	Art. no.	Pressure (bar)	Suction power (l/min)	Eff. delivery quantity (l/min) ²	Drive power (kW)	Rotational speed (rpm)	Tank vol. (l)	Weight (kg)	Noise (dB(A)) ¹⁾	Dimensions (WxDxH)
UNM STS 660-10-90 XS	1121580538	10	660	520	4	1,025	90	162	69	775x740x1,275
UNM STS 660-10-270 XS	1121570241	10	660	520	4	1,025	270	209	69	775x740x1,905
UNM STS 660-10-500 XS	1121580536	10	660	520	4	1,025	500	254	69	850x850x2,055
UNM STS 580-15-270 XS	1121570240	15	580	470	4	915	270	216	69	775x740x1,905
UNM STS 580-15-500 XS	1121580533	15	580	470	4	915	500	269	69	850x850x2,055

1) LpA1 sound pressure level in accordance with DIN EN ISO 2151 using EN ISO 3744

2) Max. flow volume at working pressure in accordance with ISO 1217 (working pressure = indicated pressure - 1 bar)

Additional technical features: Equipped with all fittings as standard: Condor pressure switch and solenoid valve (from 5.5 kW), motor protection, safety valve, condensate drain cock and stop cock

Tip

Can be used on noise-sensitive installation sites with sound absorbing cover, e.g. if there is no separate compressor room.

The piston compressors with individual fittings

Stationary piston compressors

UniMaster STS with cold dryer



- Vertical design saves space
- System ready for operation, with integral cold dryer
- Dry compressed air for perfect working results
- Flexible extension possible with simple retrofitting of sound absorbing cover (for compressors with 4 kW)
- Simple, cost-saving inspection of the vessel through hand hole
- Vessel manufactured in accordance with AD2000 standard

✓	V-belt driven, two-stage 2-cylinder piston compressor
✓	15-year rust guarantee on the vessel with inner coating
✓	With rubber dampers for extra stability
✓	With intermediate cooler and aftercooler
✓	Easily accessible condensate drain cock
✓	Auxiliary sleeve with blind plugs for easy extension (except 90 l vessel)
✓	Air outlet 3/4"i with air shut-off cock



Model	Art. no.	Pressure (bar)	Suction power (l/min)	Eff. delivery quantity (l/min) ²⁾	Drive power (kW)	Rotational speed (rpm)	Tank vol. (l)	Weight (kg)	Noise (dB(A)) ¹⁾	Dimensions (WxDxH)
UNM STS 660-10-270 XDK	1121570207	10	660	520	4	1,025	270	206	78	945x705x1,800
UNM STS 660-10-500 XDK	1121580535	10	660	520	4	1,025	500	251	78	1,070x850x1,945
UNM STS 580-15-270 XDK	1121570239	15	580	470	4	915	270	213	78	945x705x1,800
UNM STS 580-15-500 XDK	1121580532	15	580	470	4	915	500	266	78	1,070x850x1,945
UNM STS 1000-10-270 XDK	1121570204	10	1,070	785	5.5	1,260	270	241	82	1,020x705x1,800
UNM STS 1000-10-500 XDK	1121580503	10	1,070	785	5.5	1,260	500	286	82	1,100x850x1,950
UNM STS 780-15-270 XDK	1121570205	15	830	570	5.5	980	270	248	80	1,020x705x1,800
UNM STS 780-15-500 XDK	1121580504	15	830	570	5.5	980	500	301	80	1,100x850x1,950
UNM STS 1250-10-270 XDK	1121570206	10	1,250	980	7.5	1,240	270	283	84	1,070x705x1,875
UNM STS 1250-10-500 XDK	1121580542	10	1,250	980	7.5	1,240	500	328	84	1,145x850x2,020
UNM STS 1000-15-270 XDK	1121570232	15	1,000	790	7.5	995	270	290	82	1,070x705x1,875
UNM STS 1000-15-500 XDK	1121580506	15	1,000	790	7.5	995	500	343	82	1,145x850x2,020
C variants with preassembled star-delta switch										
UNM STS 1000-10-270 XDKC	1121570229	10	1,070	785	5.5	1,260	270	241	82	1,020x705x1,800
UNM STS 1000-10-500 XDKC	1121580525	10	1,070	785	5.5	1,260	500	286	82	1,100x850x1,950
UNM STS 780-15-270 XDKC	1121570244	15	830	570	5.5	980	270	248	80	1,020x705x1,800
UNM STS 780-15-500 XDKC	1121580541	15	830	570	5.5	980	500	301	80	1,100x850x1,950
UNM STS 1250-10-270 XDKC	1121570236	10	1,250	980	7.5	1,240	270	283	84	1,070x705x1,875
UNM STS 1250-10-500 XDKC	1121580505	10	1,250	980	7.5	1,240	500	328	84	1,145x850x2,020
UNM STS 1000-15-270 XDKC	1121570233	15	1,000	790	7.5	995	270	290	82	1,070x705x1,875
UNM STS 1000-15-500 XDKC	1121580528	15	1,000	790	7.5	995	500	343	82	1,145x850x2,020

¹⁾ LpA1 sound pressure level in accordance with DIN EN ISO 2151 using EN ISO 3744

²⁾ Max. flow volume at working pressure in accordance with ISO 1217 (working pressure = indicated pressure - 1 bar)

Additional technical features: Equipped with all fittings as standard: Condor pressure switch and solenoid valve (from 5.5 kW), motor protection, safety valve, condensate drain cock and stop cock

Tip

It is strongly recommended that all compressors above 5.5 kW be started via an automatic star-delta switch.

UniMaster STS Silent with cold dryer

- Vertical design saves space
- Extremely low noise level thanks to sound absorbing cover
- System ready for operation, with integral cold dryer
- Dry compressed air for perfect working results
- Simple, cost-saving inspection of the vessel through hand hole
- Vessel manufactured in accordance with AD2000 standard



V-belt driven, two-stage 2-cylinder piston compressor	✓
15-year rust guarantee on the vessel with inner coating	✓
With rubber dampers for extra stability	✓
With intermediate cooler and aftercooler	✓
Easily accessible condensate drain cock	✓
Auxiliary sleeve with blind plugs for easy extension (except 90 l vessel)	✓
Air outlet 3/4"i with air shut-off cock	✓



Model	Art. no.	Pressure (bar)	Suction power (l/min)	Eff. delivery quantity (l/min) ²⁾	Drive power (kW)	Rotational speed (rpm)	Tank vol. (l)	Weight (kg)	Noise (dB(A)) ¹⁾	Dimensions (WxDxH)
UNM STS 660-10-270 XSDK	1121570201	10	660	520	4	1,025	270	245	69	960x740x1,905
UNM STS 660-10-500 XSDK	1121580501	10	660	520	4	1,025	500	290	69	1,070x850x2,055
UNM STS 580-15-270 XSDK	1121570202	15	580	470	4	915	270	252	69	960x740x1,905
UNM STS 580-15-500 XSDK	1121580502	15	580	470	4	915	500	305	69	1,070x850x2,055

¹⁾ LpA1 sound pressure level in accordance with DIN EN ISO 2151 using EN ISO 3744

²⁾ Max. flow volume at working pressure in accordance with ISO 1217 (working pressure = indicated pressure - 1 bar)

Additional technical features: Equipped with all fittings as standard: Condor pressure switch and solenoid valve (from 5.5 kW), motor protection, safety valve, condensate drain cock and stop cock

Tip

Can be used on noise-sensitive installation sites with sound absorbing cover, e.g. if there is no separate compressor room.

The piston compressors with individual fittings

Stationary piston compressors

UniMaster STL



- Low installation height particularly suitable for use in rooms with low ceilings
- Flexible extension possible with simple retrofitting of sound absorbing cover (for compressors with 4 kW)
- Simple, cost-saving inspection of the vessel through hand hole
- Vessel manufactured in accordance with AD2000 standard

✓	V-belt driven, two-stage 2-cylinder piston compressor
✓	15-year rust guarantee on the vessel with inner coating
✓	With rubber dampers for extra stability
✓	With intermediate cooler and aftercooler
✓	Easily accessible condensate drain cock
✓	Air outlet 3/4"i with air shut-off cock

15

Model	Art. no.	Pressure (bar)	Suction power (l/min)	Eff. delivery quantity (l/min) ²	Drive power (kW)	Rotational speed (rpm)	Tank vol. (l)	Weight (kg)	Noise (dB(A)) ¹⁾	Dimensions (WxDxH)
UNM STL 660-10-270	1121570208	10	660	520	4	1,025	270	174	78	1,620x515x1,205
UNM STL 660-10-500	1121580520	10	660	520	4	1,025	500	228	78	1,950x625x1,305
UNM STL 580-15-270	1121570222	15	580	470	4	915	270	188	78	1,620x515x1,205
UNM STL 580-15-500	1121580518	15	580	470	4	915	500	244	78	1,950x625x1,305
UNM STL 1000-10-270	1121570215	10	1,070	785	5.5	1,260	270	210	82	1,620x555x1,220
UNM STL 1000-10-500	1121580512	10	1,070	785	5.5	1,260	500	264	82	1,950x625x1,320
UNM STL 780-15-270	1121570225	15	780	640	5.5	830	270	224	80	1,620x555x1,220
UNM STL 780-15-500	1121580521	15	780	640	5.5	830	500	266	80	1,950x625x1,320
UNM STL 1250-10-270	1121570219	10	1,250	980	7.5	1,240	270	250	84	1,620x555x1,285
UNM STL 1250-10-500	1121580516	10	1,250	980	7.5	1,240	500	304	84	1,950x625x1,380
UNM STL 1000-15-270	1121570217	15	1,000	790	7.5	995	270	264	82	1,620x555x1,285
UNM STL 1000-15-500	1121580514	15	1,000	790	7.5	995	500	320	82	1,950x625x1,380
C variants with preassembled star-delta switch										
UNM STL 1000-10-270 C	1121570216	10	1,070	785	5.5	1,260	270	210	82	1,620x555x1,220
UNM STL 1000-10-500 C	1121580513	10	1,070	785	5.5	1,260	500	264	82	1,950x625x1,320
UNM STL 780-15-270 C	1121570226	15	780	640	5.5	830	270	224	80	1,620x555x1,220
UNM STL 780-15-500 C	1121580522	15	780	640	5.5	830	500	266	80	1,950x625x1,320
UNM STL 1250-10-270 C	1121570220	10	1,250	980	7.5	1,240	270	250	84	1,620x555x1,285
UNM STL 1250-10-500 C	1121580517	10	1,250	980	7.5	1,240	500	304	84	1,950x625x1,380
UNM STL 1000-15-270 C	1121570218	15	1,000	790	7.5	995	270	264	82	1,620x555x1,285
UNM STL 1000-15-500 C	1121580515	15	1,000	790	7.5	995	500	320	82	1,950x625x1,380

¹⁾ LpA1 sound pressure level in accordance with DIN EN ISO 2151 using EN ISO 3744

²⁾ Max. flow volume at working pressure in accordance with ISO 1217 (working pressure = indicated pressure - 1 bar)

Additional technical features: Equipped with all fittings as standard: Condor pressure switch and solenoid valve (from 5.5 kW), motor protection, safety valve, condensate drain cock and stop cock

Tip

It is strongly recommended that all compressors above 5.5 kW be started via an automatic star-delta switch.

The piston compressors with individual fittings

Stationary piston compressors

UniMaster STL Silent

- Low installation height particularly suitable for use in rooms with low ceilings
- Extremely low noise level thanks to sound absorbing cover
- Simple, cost-saving inspection of the vessel through hand hole
- Vessel manufactured in accordance with AD2000 standard

V-belt driven, two-stage 2-cylinder piston compressor	✓
15-year rust guarantee on the vessel with inner coating	✓
With rubber dampers for extra stability	✓
With intermediate cooler and aftercooler	✓
Easily accessible condensate drain cock	✓
Air outlet 3/4"i with air shut-off cock	✓



Model	Art. no.	Pressure (bar)	Suction power (l/min)	Eff. delivery quantity (l/min) ²	Drive power (kW)	Rotational speed (rpm)	Tank vol. (l)	Weight (kg)	Noise (dB(A)) ¹⁾	Dimensions (WxDxH)
UNM STL 660-10-270 XS	1121570224	10	660	520	4	1,025	270	213	69	1,620x600x1,315
UNM STL 660-10-500 XS	1121580507	10	660	520	4	1,025	500	267	69	1,950x670x1,415
UNM STL 580-15-270 XS	1121570209	15	580	470	4	915	270	227	69	1,620x600x1,315
UNM STL 580-15-500 XS	1121580508	15	580	470	4	915	500	283	69	1,950x670x1,415

¹⁾ LpA1 sound pressure level in accordance with DIN EN ISO 2151 using EN ISO 3744

²⁾ Max. flow volume at working pressure in accordance with ISO 1217 (working pressure = indicated pressure - 1 bar)

Additional technical features: Equipped with all fittings as standard: Condor pressure switch and solenoid valve (from 5.5 kW), motor protection, safety valve, condensate drain cock and stop cock

Tip

Can be used on noise-sensitive installation sites with sound absorbing cover, e.g. if there is no separate compressor room.

The piston compressors with individual fittings

Stationary piston compressors

UniMaster STH on tandem vessel



- Low installation height particularly suitable for use in rooms with low ceilings
- TÜV-free with 2 x 90 l tandem vessels
- System ready for operation mounted on a pallet

✓	V-belt driven, two-stage 2-cylinder piston compressor
✓	15-year rust guarantee on the vessel with inner coating
✓	With rubber dampers for extra stability
✓	With intermediate cooler and aftercooler
✓	Easily accessible condensate drain cock
✓	Air outlet 3/4"i with air shut-off cock



Model	Art. no.	Pressure (bar)	Suction power (l/min)	Eff. delivery quantity (l/min) ²⁾	Drive power (kW)	Rotational speed (rpm)	Tank vol. (l)	Weight (kg)	Noise (dB(A)) ¹⁾	Dimensions (WxDxH)
UNM STH 650-10-180	1121560024	10	650	520	4	1,025	2x90	175	83	1,200x800x1,240

¹⁾ LpA1 sound pressure level in accordance with DIN EN ISO 2151 using EN ISO 3744

²⁾ Max. flow volume at working pressure in accordance with ISO 1217 (working pressure = indicated pressure - 1 bar)

Additional technical features: All fittings such as Condor pressure switch, motor protection, safety valve, condensate drain cock and stop cock as standard

Tip

For a pressure content product below 1000 l per pressure vessel, the vessel does not need to be checked by an approved monitoring body (e.g. TÜV, Dekra, etc.). Acceptance by a „person qualified to test pressure equipment as per BetrSichV“ (German Ordinance on Industrial Safety and Health) is sufficient.

UniMaster auxiliary compressors

- For extending existing compressed air systems
- Flexible extension possible with simple retrofitting of sound absorbing cover (for compressors with 4 kW)

V-belt driven, two-stage 2-cylinder piston compressor	✓
15-year rust guarantee on the vessel with inner coating	✓
With rubber dampers for extra stability	✓
With intermediate cooler and aftercooler	✓
Easily accessible condensate drain cock	✓
Air outlet 3/4"i with air shut-off cock	✓



15

Model	Art. no.	Pressure (bar)	Suction power (l/min)	Eff. delivery quantity (l/min) ²	Drive power (kW)	Rotational speed (rpm)	Tank vol. (l)	Weight (kg)	Noise (dB(A)) ¹⁾	Dimensions (WxDxH)
UNM STB 660-10-10	1121580510	10	660	520	4	1,025	10	94	78	945x605x690
UNM STB 580-15-10	1121580509	15	580	470	4	915	10	94	78	945x605x690
UNM STB 1000-10-10	1122030303	10	1,070	785	5.5	1,260	10	130	82	950x650x720
UNM STB 780-15-10	1122030309	15	830	570	5.5	980	10	130	80	950x650x720
UNM STB 1250-10-10	1122030307	10	1,250	980	7.5	1,240	10	170	84	1,005x650x770
UNM STB 1000-15-10	1122030305	15	1,000	790	7.5	995	10	170	82	1,005x650x770
C variants with preassembled star-delta switch										
UNM STB 1000-10-10 C	1122030304	10	1,070	785	5.5	1,260	10	130	82	950x650x720
UNM STB 780-15-10 C	1122030310	15	830	570	5.5	980	10	130	80	950x650x720
UNM STB 1250-10-10 C	1122030308	10	1,250	980	7.5	1,240	10	170	84	1,005x650x770
UNM STB 1000-15-10 C	1122030306	15	1,000	790	7.5	995	10	170	82	1,005x650x770

¹⁾ LpA1 sound pressure level in accordance with DIN EN ISO 2151 using EN ISO 3744 ²⁾ Max. flow volume at working pressure in accordance with ISO 1217 (working pressure = indicated pressure - 1 bar)

Additional technical features: Equipped with all fittings as standard: Condor pressure switch and solenoid valve (from 5.5 kW), motor protection, safety valve, condensate drain cock and stop cock

UniMaster auxiliary compressors Silent

- For extending existing compressed air systems
- Extremely low noise level thanks to sound absorbing cover

V-belt driven, two-stage 2-cylinder piston compressor	✓
15-year rust guarantee on the vessel with inner coating	✓
With rubber dampers for extra stability	✓
With intermediate cooler and aftercooler	✓
With electric fan	✓
Easily accessible condensate drain cock	✓
Air outlet 3/4"i with air shut-off cock	✓



15

Model	Art. no.	Pressure (bar)	Suction power (l/min)	Eff. delivery quantity (l/min) ²	Drive power (kW)	Rotational speed (rpm)	Tank vol. (l)	Weight (kg)	Noise (dB(A)) ¹⁾	Dimensions (WxDxH)
UNM STB 660-10-10 XS	1122030301	10	660	520	4	1,025	10	133	69	920x700x820
UNM STB 580-15-10 XS	1122030302	15	580	470	4	915	10	133	69	920x700x820

¹⁾ LpA1 sound pressure level in accordance with DIN EN ISO 2151 using EN ISO 3744 ²⁾ Max. flow volume at working pressure in accordance with ISO 1217 (working pressure = indicated pressure - 1 bar)

Additional technical features: Equipped with all fittings as standard: Condor pressure switch and solenoid valve (from 5.5 kW), motor protection, safety valve, condensate drain cock and stop cock

The professionals for the highest compressed air standards – UniMaster Clean



Clean

Clean air is the basic prerequisite for the drives of dental equipment in dental practices. A reliable supply must also be guaranteed for the continuous drive of the tools. With the UniMaster Clean we have compressors which meet the high standards across the board.



Quiet

Everywhere where compressors are used near the workstation, noise emissions are a key criterion. The UniMaster Clean impresses with its particular quiet operation and smooth running and hardly any noticeable vibrations. These features make the compressors a silent and reliable partner.



Reliable

The reliable supply of clean compressed air plays a decisive role in many technical processes. The UniMaster Clean guarantees absolute reliability under continuous load at an exceptionally low operating temperature and excellent operational behaviour. The robust components also ensure a long service life. That's a promise!


UniMaster Clean model overview

Model	Art. no.	Pressure (bar)	Suction power (l/min)	Drive power (kW)	Vessel volume (l)	Druckluft-Qualitätsklasse nach ISO 8573-1*			Page in the catalogue
						Water	Solid	Oil	
UNM 240-8-40 W Clean	DGKH332000	8	240	1.5	40	7	3	1	54
UNM 240-8-40 WXM Clean	DGKH332010	8	240	1.5	40	3	1	1	54
UNM 240-8-40 WXS Clean	DGKH332100	8	240	1.5	40	7	3	1	55
UNM 240-8-40 WXSM Clean	DGKH332110	8	240	1.5	40	3	1	1	55
UNM 360-8-40 W Clean	DGKH342000	8	360	2.2	40	7	3	1	56
UNM 360-8-40 WXM Clean	DGKH342010	8	360	2.2	40	3	1	1	56
UNM 360-8-40 WXS Clean	DGKH342100	8	360	2.2	40	7	3	1	56
UNM 360-8-40 WXSM Clean	DGKH342110	8	360	2.2	40	3	1	1	56
UNM 720-8-90 D Clean	DGKH362000	8	720	2 x 2.2	90	7	3	1	57
UNM 720-8-90 DXM Clean	DGKH362010	8	720	2 x 2.2	90	3	1	1	57

*see compressed air quality classes on page 86

UniMaster Clean

The professionals for the highest compressed air standards – clean, quiet, reliable



80% duty cycle, guaranteed
Low temperature and optimal cooling ensure guaranteed 80% duty cycle



Oil-free
High-quality oil-free units with PTFE-coated pistons. No oil change, no oil in condensate



Smooth running and long service life
due to low rotation speed



Optimal monitoring of actual runtime
of compressor with operating hours counter



Certified according to BetrSichV
Installation and periodic inspection by qualified person



15-year warranty
against rust and corrosion on vessels with burnt-in inner coating



Example: UniMaster UNM 360-8-40 W Clean

The oil-free UniMaster Clean is used everywhere where the highest compressed air standards are required, e.g. in dental practices and labs. All versions are also available with membrane dryers, for dried and cleaned compressed air.

The piston compressors with individual fittings

Stationary piston compressors

UNM 240-8-40 W Clean

UNM 240-8-40 WXM Clean

- Oil-free, low-maintenance power unit
- Low operating temperature with optimal cooling ensures a guaranteed 80% duty cycle
- Minimal noise with disconnected unit



✓	Close-coupled 2-cylinder piston compressor	✓
✓	Mechanical operating hours counter for checking the actual runtime	✓
✓	Air outlet via filter pressure reducer	
	Compressed air cooler, prefilter and microfilter for optimal operation of the membrane dryer	✓
	Maintenance-free membrane dryer for dried and cleaned compressed air	✓
✓	15-year warranty against rust and corrosion on vessels	✓



Model	Art. no.	Pressure (bar)	Suction power (l/min)	Inflation performance (l/min) ¹⁾	Drive power (kW)	Voltage (V)	Rotational speed (rpm)	Tank vol. (l)	Weight (kg)	Noise (dB(A)) ²⁾	Dimensions (WxDxH)
UNM 240-8-40 W Clean	DGKH332000	8	240	170	1.5	230	1,450	40	46	66	600x410x770
UNM 240-8-40 WXM Clean	DGKH332010	8	240	152	1.5	230	1,450	40	50	66	710x410x770

¹⁾ Quantity delivered at 5 bar ²⁾ LpA1 sound pressure level according to DIN EN ISO 2151

Additional technical features: Equipped as standard with all fittings: solenoid valve (model without membrane dryer), Condor MDR3 pressure switch with operating hours counter, motor protection, safety valve, condensate drain cock, cable and plug

UNM 240-8-40 WXS Clean

UNM 240-8-40 WXSM Clean

- Extremely quiet and suitable for use at workstation thanks to sound absorbing cover
- Oil-free, low-maintenance power unit
- Low operating temperature with optimal cooling ensures a guaranteed 80% duty cycle



✓	Close-coupled 2-cylinder piston compressor	✓
✓	Mechanical operating hours counter for checking the actual runtime	✓
✓	Air outlet via filter pressure reducer	
	Compressed air cooler and microfilter for optimal operation of the membrane dryer	✓
	Membrane dryer for dried and cleaned compressed air	✓
✓	Equipped with temperature-controlled exhaust ventilation	✓
✓	15-year warranty against rust and corrosion on vessels	✓



Model	Art. no.	Pressure (bar)	Suction power (l/min)	Inflation performance (l/min) ¹⁾	Drive power (kW)	Voltage (V)	Rotational speed (rpm)	Tank vol. (l)	Weight (kg)	Noise (dB(A)) ²⁾	Dimensions (WxDxH)
UNM 240-8-40 WXS Clean	DGKH332100	8	240	170	1.5	230	1,450	40	50	56	600x460x890
UNM 240-8-40 WXSM Clean	DGKH332110	8	240	152	1.5	230	1,450	40	54	56	710x460x890

¹⁾ Quantity delivered at 5 bar ²⁾ LpA1 sound pressure level according to DIN EN ISO 2151

Additional technical features: Equipped as standard with all fittings: solenoid valve (model without membrane dryer), Condor MDR3 pressure switch with operating hours counter, motor protection, safety valve, condensate drain cock, cable and plug

The piston compressors with individual fittings

Stationary piston compressors

UNM 360-8-40 W Clean



- Oil-free, low-maintenance power unit
- Low operating temperature with optimal cooling ensures a guaranteed 80% duty cycle
- Minimal noise with disconnected unit

✓	Close-coupled 3-cylinder piston compressor	✓
✓	Mechanical operating hours counter for checking the actual runtime	✓
✓	Air outlet via filter pressure reducer	
	Compressed air cooler, prefilter and microfilter for optimal operation of the membrane dryer	✓
	Maintenance-free membrane dryer for dried and cleaned compressed air	✓
✓	15-year warranty against rust and corrosion on vessels	✓

UNM 360-8-40 WXM Clean



Model	Art. no.	Pressure (bar)	Suction power (l/min)	Inflation performance (l/min) ¹⁾	Drive power (kW)	Voltage (V)	Rotational speed (rpm)	Tank vol. (l)	Weight (kg)	Noise (dB(A)) ²⁾	Dimensions (WxDxH)
UNM 360-8-40 W Clean	DGKH342000	8	360	250	2.2	230	1,450	40	54	66	600x410x810
UNM 360-8-40 WXM Clean	DGKH342010	8	360	225	2.2	230	1,450	40	58	66	710x410x810

¹⁾ Quantity delivered at 5 bar ²⁾ LpA1 sound pressure level according to DIN EN ISO 2151

Additional technical features: Equipped as standard with all fittings: solenoid valve (model without membrane dryer), Condor MDR3 pressure switch with operating hours counter, motor protection, safety valve, condensate drain cock, cable and plug

UNM 360-8-40 W Clean



- Oil-free, low-maintenance power unit
- Low operating temperature with optimal cooling ensures a guaranteed 80% duty cycle
- Minimal noise with disconnected unit

✓	Close-coupled 3-cylinder piston compressor	✓
✓	Mechanical operating hours counter for checking the actual runtime	✓
✓	Air outlet via filter pressure reducer	
	Compressed air cooler, prefilter and microfilter for optimal operation of the membrane dryer	✓
	Maintenance-free membrane dryer for dried and cleaned compressed air	✓
✓	Equipped with temperature-controlled exhaust ventilation	✓
✓	15-year warranty against rust and corrosion on vessels	✓
✓	With guide rolls	✓

UNM 360-8-40 WXM Clean



Model	Art. no.	Pressure (bar)	Suction power (l/min)	Inflation performance (l/min) ¹⁾	Drive power (kW)	Voltage (V)	Rotational speed (rpm)	Tank vol. (l)	Weight (kg)	Noise (dB(A)) ²⁾	Dimensions (WxDxH)
UNM 360-8-40 WXS Clean	DGKH342100	8	360	250	2.2	230	1,450	40	102	53	490x720x890
UNM 360-8-40 WXSM Clean	DGKH342110	8	360	225	2.2	230	1,450	40	106	53	490x720x890

¹⁾ Quantity delivered at 5 bar ²⁾ LpA1 sound pressure level according to DIN EN ISO 2151

Additional technical features: Equipped as standard with all fittings: solenoid valve (model without membrane dryer), Condor MDR3 pressure switch with operating hours counter, motor protection, safety valve, condensate drain cock, cable and plug

The piston compressors with individual fittings

Stationary piston compressors

UNM 720-8-90 D Clean

UNM 720-8-90 DXM Clean

- Two power units fitted to one vessel for maximum operating safety
- Oil-free, low-maintenance power unit
- Low operating temperature with optimal cooling ensures a guaranteed 80% duty cycle
- Minimal noise with disconnected unit
- Optional activation of power units possible



✓	Close-coupled 3-cylinder piston compressor	✓
✓	Mechanical operating hours counter for checking the actual runtime	✓
✓	Air outlet via filter pressure reducer	
	Compressed air cooler, prefilter and microfilter for optimal operation of the membrane dryer	✓
	Maintenance-free membrane dryer for dried and cleaned compressed air	✓
✓	15-year warranty against rust and corrosion on vessels	✓



Model	Art. no.	Pressure (bar)	Suction power (l/min)	Inflation performance (l/min) ¹⁾	Drive power (kW)	Voltage (V)	Rotational speed (rpm)	Tank vol. (l)	Weight (kg)	Noise (dB(A)) ²⁾	Dimensions (WxDxH)
UNM 720-8-90 D Clean	DGKH362000	8	720	500	2x2.2	400	1,450	90	113	69	1,100x600x820
UNM 720-8-90 DXM Clean	DGKH362010	8	720	450	2x2.2	400	1,450	90	118	69	1,100x630x820

¹⁾ Quantity delivered at 5 bar ²⁾ LpA1 sound pressure level according to DIN EN ISO 2151

Additional technical features: Equipped as standard with all fittings: Solenoid valve (models without membrane dryer), Condor pressure switch, switch cabinet with 2 operating hours counters, selector switch for separate startup, motor protection, safety valve, condensate drain cock, cable and CEE plug 16 A with phase inverter

Which is the right compressor for the job?




Piston compressor versus screw compressor

There is a variety of different compressors available for compressing air. There are two excellent principles for displacement compressors: piston compressors and screw compressors. They differ substantially in their duty cycle:

One of the most important features of **piston compressors** is the **intermittent operation**.

This means that its duty cycle should only be max. 70 percent per hour.



In contrast, **screw compressors** are **endurance runners** – they are designed for permanent air requirements. Constant switching cycles owing to oversized screw compressors damage their service life, as the required operating temperature is not reached or maintained. As a result condensate builds up in the oil circuit. The consequences are higher wear, shorter maintenance intervals and correspondingly higher costs.

In most cases the compressed air requirement in workshops and industry comprises a base load and a peak load. Both compressor systems can be combined here perfectly. The **screw compressor covers the base load, the piston compressor the peak load**.

Determining your compressed air requirements

A compressed air system has a very complex design. Factors such as available space, room temperature, air intake and exhaust air, ambient conditions, accessibility for maintenance work and noise development, etc., should always be considered.

Therefore, it is advisable to enlist the help of a compressed air specialist when determining your actual air requirements because incorrectly designed compressors result in higher energy costs, increased wear and occasional decreases in pressure in your pipe network.

Designing your compressed air system – Call the professionals!

We would be glad to help you design your compressed air system and determine the required air flow rate, the most suitable air quality for your application and pressure requirements with consideration for the long-term future development of your company. We will then recommend the most suitable compressor based on your requirements. For further information please contact your dealer or our sales representatives.



Consultation and project planning

The Schneider airsystems service team will be glad to help you plan your compressed air system.

Irrespective of whether you want to optimise your existing system or are planning a completely new system, our compressed air specialists are happy to help and advise you. This way you achieve the maximum efficiency of your system. Adapted to your compressed air requirements, your existing equipment, as well as your installation location, we plan your compressed air system incl. condensate and compressed air conditioning, pipe system, as well as any additional peripheral equipment required such as energy supply or ventilation systems. We are also happy to provide 2D and 3D installation drawings for your project.

Are you planning a new installation or system upgrade?

Our project engineers would be happy to work together directly with an architect or planning office commissioned by you so that your compressed air system can be integrated seamlessly into your new working environment.

Model overview **AirMaster screw compressors**

			
<p>AirMaster AM B</p>	<p>AirMaster AM B XDK with cold dryer (built-in)</p>	<p>AirMaster AM B XBDK with vessel and cold dryer</p>	<p>AirMaster AM D</p>
<p>Page 62/63</p>	<p>Page 64</p>	<p>Page 65/66</p>	<p>Page 67</p>
			
<p>AirMaster AM D XVSDK with cold dryer</p>	<p>AirMaster AM D XVSDK with vessel and cold dryer</p>	<p>AirMaster AM G</p>	
<p>Page 68</p>	<p>Page 69</p>	<p>Page 70</p>	

AirMaster

The powerful screw compressors with V-belt, direct drive or gearbox!

Easy-to-operate control systems:

AIR ENERGY CONTROL 3

With control of rotation direction, operating hours indicator, service messages, hours under load, etc.

Comfortable control: AIR ENERGY CONTROL 3+

With comfort display, operating hours indicator, maintenance schedule, service messages, hours under load, etc. (for speed-controlled screw compressors)

All maintenance components are easy to access, **which saves time and costs during maintenance work**

Variable drive
Whether it is a tried-and-tested V-belt drive, an efficient direct drive or a longlife geared drive – the focus is always on one thing: excellent performance!

Save space during installation
thanks to compact dimensions

Avoid expensive damage
with integrated control of rotation direction

Quiet
with insulated housing



Example: AM B 7-10

The solution for permanent air requirements, e.g. spray painting or industrial manufacturing applications. AirMaster screw compressors ensure easy servicing, silent operation and greater operating comfort from a clearly laid out control system that is simple to use.

Stationary screw compressors

AirMaster Professional Solo



- Easy handling thanks to start/stop control
- Less space required thanks to compact dimensions
- All maintenance components are easy to access, which saves time and costs during maintenance work
- Quiet due to soundproofed housing
- Easy-to-install exhaust air duct



Durable, V-belt driven compressor blocks



With operating hours counter



Model	Art. no.	Pressure (bar)	Volumetric flow rate (l/min) ²⁾	Voltage (V)	Drive power (kW)	Weight (kg)	Noise (dB(A)) ¹⁾	Air outlet	Dimensions (WxDxH) (mm)
AM B 4-10	4152005329	10	468	400	4	105	61	3/4"	620x605x950

¹⁾ LpA1 sound pressure level in accordance with DIN EN ISO 2151 using EN ISO 9614/2 ²⁾ Max. volumetric flow rate at working pressure in accordance with ISO 1217 Annex C

Tip

Screw compressors are often used incorrectly, e.g. for intermittent operation. Always request an on-site consultation meeting with our experts at Schneider aircsystems.

AirMaster Professional Solo

- Easy to understand electronic control system enables easy handling and maximum operating comfort
- Less space required thanks to compact dimensions
- All maintenance components are easy to access, which saves time and costs during maintenance work
- Quiet due to soundproofed housing
- Easy-to-install exhaust air duct
- Integrated control of rotation direction prevents expensive damage during commissioning and operation



1 | Compressed air generation

Durable, V-belt driven compressor blocks	✓
AIR ENERGY CONTROL 3 electronic control system with control of rotation direction, operating hours indicator, service messages, hours under load, etc.	✓



Model	Art. no.	Pressure (bar)	Volumetric flow rate (l/min) ²⁾	Voltage (V)	Drive power (kW)	Weight (kg)	Noise (dB(A)) ¹⁾	Air outlet	Dimensions (WxDxH) (mm)
AM B 5-8	4152009594	8	882	400	5.5	241	62	3/4"	1,100x690x1,100
AM B 5-10	4152009595	10	702	400	5.5	241	62	3/4"	1,100x690x1,100
AM B 5-13	4152009638	13	564	400	5.5	241	62	3/4"	1,100x690x1,100
AM B 7-8	4152009596	8	1,242	400	7.5	246	63	3/4"	1,100x690x1,100
AM B 7-10	4152009597	10	1,080	400	7.5	246	63	3/4"	1,100x690x1,100
AM B 7-13	4152009598	13	828	400	7.5	246	63	3/4"	1,100x690x1,100
AM B 11-8	4152009599	8	1,674	400	11	266	65	3/4"	1,100x690x1,100
AM B 11-10	4152009600	10	1,506	400	11	266	65	3/4"	1,100x690x1,100
AM B 11-13	4152009601	13	1,212	400	11	266	65	3/4"	1,100x690x1,100
AM B 15-8	4152023516	8	2,328	400	15	270	67	3/4"	1,100x690x1,100
AM B 15-10	4152023517	10	2,106	400	15	270	67	3/4"	1,100x690x1,100
AM B 15-13	4152023518	13	1,686	400	15	270	67	3/4"	1,100x690x1,100
AM B 18-8	4152023556	8	3,114	400	18.5	361	69	1"	1,210x810x1,220
AM B 18-10	4152023557	10	2,718	400	18.5	361	69	1"	1,210x810x1,220
AM B 18-13	4152023558	13	2,304	400	18.5	361	69	1"	1,210x810x1,220
AM B 22-8	4152023559	8	3,648	400	22	377	70	1"	1,210x810x1,220
AM B 22-10	4152023560	10	3,240	400	22	377	70	1"	1,210x810x1,220
AM B 22-13	4152023561	13	2,766	400	22	377	70	1"	1,210x810x1,220

¹⁾ LpA1 sound pressure level in accordance with DIN EN ISO 2151 using EN ISO 9614/2 ²⁾ Max. volumetric flow rate at working pressure in accordance with ISO 1217 Annex C

Stationary screw compressors

AirMaster Professional with cold dryer (built-in)

NEW



- System ready for operation, with integral cold dryer
- Dry compressed air for perfect working results
- Easy to understand electronic control system enables easy handling and maximum operating comfort
- Less space required thanks to compact dimensions
- All maintenance components are easy to access, which saves time and costs during maintenance work
- Quiet due to soundproofed housing
- Easy-to-install exhaust air duct
- Integrated control of rotation direction prevents expensive damage during commissioning and operation



✓	Durable, V-belt driven compressor blocks
✓	AIR ENERGY CONTROL 3 electronic control system with control of rotation direction, operating hours indicator, service messages, hours under load, etc.
✓	With integral cold dryer and fine filter

Model	Art. no.	Pressure (bar)	Volumetric flow rate (l/min) ²⁾	Voltage (V)	Drive power (kW)	Weight (kg)	Noise (dB(A)) ¹⁾	Air outlet	Dimensions (WxDxH)
AM B 5-8 XDK	4152009602	8	882	400	5.5	268	62	3/4"	1.095x690x1.070
AM B 5-10 XDK	4152009603	10	702	400	5.5	268	62	3/4"	1.095x690x1.070
AM B 5-13 XDK	4152009639	13	564	400	5.5	268	62	3/4"	1.095x690x1.070
AM B 7-8 XDK	4152009604	8	1,242	400	7.5	276	63	3/4"	1.095x690x1.070
AM B 7-10 XDK	4152009605	10	1,080	400	7.5	276	63	3/4"	1.095x690x1.070
AM B 7-13 XDK	4152009606	13	828	400	7.5	276	63	3/4"	1.095x690x1.070
AM B 11-8 XDK	4152009607	8	1,674	400	11.0	296	65	3/4"	1.095x690x1.070
AM B 11-10 XDK	4152009608	10	1,506	400	11.0	296	65	3/4"	1.095x690x1.070
AM B 11-13 XDK	4152009609	13	1,212	400	11.0	296	65	3/4"	1.095x690x1.070
AM B 15-8 XDK	4152023519	8	2,328	400	15.0	297	67	3/4"	1.095x690x1.070
AM B 15-10 XDK	4152023520	10	2,106	400	15.0	297	67	3/4"	1.095x690x1.070
AM B 15-13 XDK	4152023521	13	1,686	400	15.0	297	67	3/4"	1.095x690x1.070

¹⁾ LpA1 sound pressure level in accordance with DIN EN ISO 2151 using EN ISO 9614/2 ²⁾ Max. volumetric flow rate at working pressure in accordance with ISO 1217 Annex C

Tip

Screw-type compressors with a built-in cold dryer take up little space and ensure high air quality.

AirMaster Professional with cold dryer on vessel

- System ready for operation, with integral cold dryer
- Easy handling thanks to start/stop control
- Dry compressed air for perfect working results
- Less space required thanks to compact dimensions
- All maintenance components are easy to access, which saves time and costs during maintenance work
- Quiet due to soundproofed housing
- Easy-to-install exhaust air duct



1 | Compressed air generation

Durable, V-belt driven compressor blocks	✓
Motor and compressor protected against overheating	✓
With cold dryer fitted on vessel	✓



Model	Art. no.	Pressure (bar)	Volumetric flow rate (l/min) ²⁾	Voltage (V)	Drive power (kW)	Weight (kg)	Noise (dB(A)) ¹⁾	Air outlet	Dimensions (WxDxH)
AM B 4-10-270 XBDK	4152005404	10	468	400	4	204	61	3/4"	1,498x582x1,340

¹⁾ LpA1 sound pressure level in accordance with DIN EN ISO 2151 using EN ISO 9614/2 ²⁾ Max. volumetric flow rate at working pressure in accordance with ISO 1217 Annex C

Tip

Ensure a suitable room height for the installation. Screw compressors on a vessel should have sufficient space at the top. Otherwise, it may lead to a build-up of heat.

Stationary screw compressors

AirMaster Professional with cold dryer on vessel



- System ready for operation, with integral cold dryer
- Dry compressed air for perfect working results
- Less space required thanks to compact dimensions
- All maintenance components are easy to access, which saves time and costs during maintenance work
- Quiet due to soundproofed housing
- Easy-to-install exhaust air duct
- Integrated control of rotation direction prevents expensive damage during commissioning and operation



✓	Durable, V-belt driven compressor blocks
✓	AIR ENERGY CONTROL 3 electronic control system with control of rotation direction, operating hours indicator, service messages, hours under load, etc.
✓	With integral cold dryer fitted on vessel and fine filter

Model	Art. no.	Pressure (bar)	Volumetric flow rate (l/min) ²⁾	Voltage (V)	Drive power (kW)	Weight (kg)	Noise (dB(A)) ¹⁾	Air outlet	Dimensions (WxDxH)
AM B 5-8-270 XBDK	4152009624	8	882	400	5.5	338	62	3/4"	1,550x690x1,560
AM B 5-8-500 XBDK	4152009626	8	882	400	5.5	426	62	3/4"	1,950x690x1,700
AM B 5-10-270 XBDK	4152009625	10	702	400	5.5	338	62	3/4"	1,550x690x1,560
AM B 5-10-500 XBDK	4152009627	10	702	400	5.5	426	62	3/4"	1,950x690x1,700
AM B 5-13-500 XBDK	4152009641	13	564	400	5.5	426	62	3/4"	1,935x665x1,689
AM B 7-8-270 XBDK	4152009628	8	1,242	400	7.5	346	63	3/4"	1,550x690x1,560
AM B 7-8-500 XBDK	4152009630	8	1,242	400	7.5	431	63	3/4"	1,950x690x1,700
AM B 7-10-270 XBDK	4152009629	10	1,080	400	7.5	346	63	3/4"	1,550x690x1,560
AM B 7-10-500 XBDK	4152009631	10	1,080	400	7.5	431	63	3/4"	1,950x690x1,700
AM B 7-13-500 XBDK	4152009632	13	828	400	7.5	431	63	3/4"	1,935x665x1,689
AM B 11-8-500 XBDK	4152009635	8	1,674	400	11	451	65	3/4"	1,950x690x1,700
AM B 11-10-500 XBDK	4152009636	10	1,506	400	11	451	65	3/4"	1,950x690x1,700
AM B 11-13-500 XBDK	4152009637	13	1,212	400	11	451	65	3/4"	1,950x690x1,700
AM B 15-8-500 XBDK	4152023529	8	2,328	400	15	455	67	3/4"	1,950x690x1,700
AM B 15-10-500 XBDK	4152023530	10	2,106	400	15	455	67	3/4"	1,950x690x1,700
AM B 15-13-500 XBDK	4152023531	13	1,686	400	15	455	67	3/4"	1,950x690x1,700

¹⁾ LpA1 sound pressure level in accordance with DIN EN ISO 2151 using EN ISO 9614/2 ²⁾ Max. volumetric flow rate at working pressure in accordance with ISO 1217 Annex C

Tip

Screw-type compressors with a built-in cold dryer on vessel take up very little space and ensure high air quality.

NEW

AirMaster Variable Speed

1 | Compressed air generation

- Speed control allows for optimal adaptation to the actual air usage
- Easy to understand electronic control system enables easy handling and maximum operating comfort
- Less space required thanks to compact dimensions
- Having a direct drive or geared drive plus maintenance components that are easy to access saves considerable time and money during maintenance work
- Extremely quiet thanks to the soundproofed housing
- Simple assembly of outlet channel thanks to exhaust air guide directed upwards



Longlife, direct-drive compressor blocks	✓
Maximum operating comfort thanks to AIR ENERGY CONTROL 3+ electronic control system with operating hours indicator, maintenance schedule, service messages, hours under load, etc.	✓



Model	Art. no.	Pressure (bar)	Volumetric flow rate (l/min) ²⁾	Voltage (V)	Drive power (kW)	Weight (kg)	Noise (dB(A)) ¹⁾	Air outlet	Dimensions (WxDxH)
AM D 7-13 XVS	4152018477	5-13	270-1,224	400	7.5	235	64	3/4"	1,165x655x1,045
AM D 11-13 XVS	4152018478	5-13	264-1,824	400	11	251	64	3/4"	1,165x655x1,045
AM D 15-13 XVS	4152018479	5-13	258-2,214	400	15	254	65	3/4"	1,165x655x1,045
AM G 18-10 XVS	4152023678	5-10	560-3,340	400	18.5	496	68	1"	1,400x780x1,555
AM D 22-13 XVS	4152017976	5-13	762-4,044	400	22	434	68	1"	1,320x830x1,555
AM D 30-13 XVS	4152017978	5-13	991-5,468	400	30	492	70	1 1/4"	1,320x830x1,555
AM D 37-13 XVS	4152017979	5-13	1,058-6,000	400	37	514	71	1 1/4"	1,320x830x1,555

¹⁾ LpA1 sound pressure level in accordance with DIN EN ISO 2151 using EN ISO 9614/2 ²⁾ Max. volumetric flow rate at working pressure in accordance with ISO 1217 Annex C

BABA
BABA
BABA
BABA
BABA

Tip Speed-controlled screws can save up to 30% energy with fluctuating air requirements.

Stationary screw compressors

NEW

AirMaster Variable Speed with cold dryer



- System ready for operation, with integral cold dryer
- Speed control allows for optimal adaptation to the actual air usage
- Easy to understand electronic control system enables easy handling and maximum operating comfort
- Less space required thanks to compact dimensions
- Having a direct drive plus maintenance components that are easy to access saves considerable time and money during maintenance work
- Extremely quiet thanks to the soundproofed housing
- Simple assembly of outlet channel thanks to exhaust air guide directed upwards



- ✓ Longlife, direct-drive compressor blocks
- ✓ Maximum operating comfort thanks to AIR ENERGY CONTROL 3+ electronic control system with operating hours indicator, maintenance schedule, service messages, hours under load, etc.
- ✓ With integral cold dryer with fine filter

Model	Art. no.	Pressure (bar)	Volumetric flow rate (l/min) ²⁾	Voltage (V)	Drive power (kW)	Weight (kg)	Noise (dB(A)) ¹⁾	Air outlet	Dimensions (WxDxH)
AM D 7-13 XVSDK	4152018480	5-13	270-1,224	400	7.5	281	64	3/4"	1,415x655x1,045
AM D 11-13 XVSDK	4152018481	5-13	264-1,824	400	11	299	64	3/4"	1,415x655x1,045
AM D 15-13 XVSDK	4152018482	5-13	258-2,214	400	15	317	65	3/4"	1,415x655x1,045

¹⁾ LpA1 sound pressure level in accordance with DIN EN ISO 2151 using EN ISO 9614/2 ²⁾ Max. volumetric flow rate at working pressure in accordance with ISO 1217 Annex C

BABA
BABA
BABA

Tip

Speed-controlled screws can save up to 30% energy with fluctuating air requirements.

NEW

AirMaster Variable Speed with cold dryer on vessel

1 | Compressed air generation

- System ready for operation, with integral cold dryer
- Speed control allows for optimal adaptation to the actual air usage
- Easy to understand electronic control system enables easy handling and maximum operating comfort
- Less space required thanks to compact dimensions
- Having a direct drive plus maintenance components that are easy to access saves considerable time and money during maintenance work
- Extremely quiet thanks to the soundproofed housing
- Simple assembly of outlet channel thanks to exhaust air guide directed upwards



Longlife, direct-drive compressor blocks	✓
Maximum operating comfort thanks to AIR ENERGY CONTROL 3+ electronic control system with operating hours indicator, maintenance schedule, service messages, hours under load, etc.	✓
With integral cold dryer with fine filter fitted on vessel	✓

Model	Art. no.	Pressure (bar)	Volumetric flow rate (l/min) ²⁾	Voltage (V)	Drive power (kW)	Weight (kg)	Noise (dB(A)) ¹⁾	Air outlet	Dimensions (WxDxH)
AM D 7-13-500 XVSBDK	4152018486	5-13	270-1,224	400	7.5	447	64	3/4"	1,935x655x1,680
AM D 11-13-500 XVSBDK	4152018487	5-13	264-1,824	400	11	465	64	3/4"	1,935x655x1,680
AM D 15-13-500 XVSBDK	4152018488	5-13	258-2,214	400	15	483	65	3/4"	1,935x655x1,680

BABA
BABA
BABA

¹⁾ LpA1 sound pressure level in accordance with DIN EN ISO 2151 using EN ISO 9614/2 ²⁾ Max. volumetric flow rate at working pressure in accordance with ISO 1217 Annex C

Tip

Screw-type compressors with a built-in cold dryer on vessel take up very little space and ensure high air quality.

Stationary screw compressors

AirMaster Plus

NEW



- Exceptionally cost-effective thanks to the efficient yet low-maintenance geared drive
- Easy to understand electronic control system enables easy handling and maximum operating comfort
- Less space required thanks to compact dimensions
- All maintenance components are easy to access, which saves considerable time and costs during maintenance work
- Extremely quiet thanks to the soundproofed housing
- Simple assembly of outlet channel thanks to exhaust air guide directed upwards
- Integrated control of rotation direction prevents expensive damage during commissioning and operation (only models from 22 kW)



- ✓ Longlife, direct-drive compressor blocks
- ✓ Maximum operating comfort thanks to AIR ENERGY CONTROL 3 electronic control system with control of rotation direction (only models from 22 kW), operating hours indicator, service messages, hours under load, etc.

Model	Art. no.	Pressure (bar)	Volumetric flow rate (l/min) ²⁾	Voltage (V)	Drive power (kW)	Weight (kg)	Noise (dB(A)) ¹⁾	Air outlet	Dimensions (WxDxH)
AM G 11-8	4152023629	8	1,836	400	11	460	61	3/4"	1,400x780x1,555
AM G 11-10	4152023630	10	1,518	400	11	460	61	3/4"	1,400x780x1,555
AM G 11-13	4152023631	13	1,200	400	11	460	61	3/4"	1,400x780x1,555
AM G 15-8	4152023633	8	2,484	400	15	470	62	3/4"	1,400x780x1,555
AM G 15-10	4152023634	10	2,202	400	15	470	62	3/4"	1,400x780x1,555
AM G 15-13	4152023635	13	1,818	400	15	470	62	3/4"	1,400x780x1,555
AM G 18-8	4152023637	8	3,168	400	18.5	490	63	1"	1,400x780x1,555
AM G 18-10	4152023638	10	2,700	400	18.5	490	63	1"	1,400x780x1,555
AM G 18-13	4152023639	13	2,316	400	18.5	490	63	1"	1,400x780x1,555
AM G 22-8	4152017961	8,5	3,660	400	22	430	68	1"	1,320x830x1,555
AM G 22-10	4152017962	10	3,318	400	22	430	68	1"	1,320x830x1,555
AM G 22-13	4152017963	13	2,856	400	22	430	68	1"	1,320x830x1,555
AM G 30-8	4152017969	8,5	5,082	400	30	532	70	1 1/4"	1,320x830x1,555
AM G 30-10	4152017970	10	4,602	400	30	532	70	1 1/4"	1,320x830x1,555
AM G 30-13	4152017971	13	3,996	400	30	532	70	1 1/4"	1,320x830x1,555
AM G 37-8	4152017973	8,5	5,736	400	37	595	71	1 1/4"	1,320x830x1,555
AM G 37-10	4152017974	10	5,070	400	37	595	71	1 1/4"	1,320x830x1,555
AM G 37-13	4152017975	13	4,584	400	37	595	71	1 1/4"	1,320x830x1,555

¹⁾ LpA1 sound pressure level in accordance with DIN EN ISO 2151 using EN ISO 9614/2 ²⁾ Max. volumetric flow rate at working pressure in accordance with ISO 1217 Annex C

BAFA

BAFA

BAFA

BAFA

BAFA

Tip

The forces of the compressor and the gearbox work against each other. That's why with this drive there is less wear and stress on bearings!

Accessories

Compressor accessories for every requirement



Accessories for extending, controlling, maintaining and repairing stationary screw compressors: vessels, Airleader control system, basic changeover circuit, star-delta switch, oils, etc.

Accessories for compressors

Accessories for stationary piston and screw compressors

Compressed air vessel



15

- Vertical vessel with fittings (not pre-assembled)
- Possible to make simple, cost-saving inspection of the vessel through hand hole or corresponding viewing windows
- 15-year warranty against rust and corrosion on vessels

Model	Art. no.	Pressure (bar)	Tank vol. (l)	Fittings set	Coating	Weight (kg)	Air outlet	Dimensions (WxDxH)
BH-VZBA 90-11	1121710145	11	90	x	coated	38	G 1/2"	520x400x1,230
BH-VZBA 270-11	1121710141	11	270	x	coated	95	G 3/4"	780x850x1,320
BH-VZB 500-11	DGKH110600	11	500		coated	120	G 1"	750x850x2,020
BH-VZBA 500-11	1121710143	11	500	x	coated	130	G 1"	850x830x2,030
BH-VZ 750-11	DGKH110333	11	750		galvanised	210	G 1"	830x860x2,060
BH-VZ 1000-11	DGKH110367	11	1,000		galvanised	290	G 1"	880x890x2,360
BH-VZ 2000-11	DGKH110386	11	2,000		galvanised	515	G 2"	1,160x1,260x2,450
BH-VZ 3000-11	DGKH110376	11	3,000		galvanised	740	G 2"	1,250x1,350x2,690
BH-VZBA 270-16	1121710142	16	270	x	coated	125	G 3/4"	850x830x1,430
BH-VZB 500-16	DGKH110601	16	500		coated	175	G 1"	750x850x2,020
BH-VZBA 500-16	1121710144	16	500	x	coated	165	G 1"	850x830x2,040
BH-VZ 750-16	DGKH110365	16	750		galvanised	265	G 1"	830x860x2,060
BH-VZ 1000-16	DGKH110369	16	1,000		galvanised	330	G 1"	880x890x2,360
BH-VZ 2000-16	DGKH110388	16	2,000		galvanised	600	G 2"	1,160x1,260x2,450
BH-VZ 3000-16	DGKH110377	16	3,000		galvanised	810	G 2"	1,250x1,350x2,690

Compressed air vessel



15

- Horizontal vessel without fittings
- Possible to make simple, cost-saving inspection of the vessel through hand hole or corresponding viewing windows
- 15-year warranty against rust and corrosion on vessels

Model	Art. no.	Pressure (bar)	Tank vol. (l)	Coating	Weight (kg)	Air outlet	Dimensions (WxDxH)
BH-HB 20-11	DGKG502145	10	20	coated	10,5	G 1/2"	650x210x280
BH-HZB 90-11	DGKG502448	10	90	coated	33,14	G 1/2"	1,030x340x490
BH-HZ 500-11	DGKG462094	11	500	coated	130	G 3/4"	797x1,870x600
BH-HZ 500-16	DGKG462194	16	500	coated	150	G 3/4"	797x1,870x600
BH-HZ 750-11	DGKH110375	11	750	galvanised	210	G 1"	1,880x750x880
BH-HZ 750-16	DGKH110604	16	750	galvanised	265	G 1"	1,880x750x880
BH-HZ 1000-11	DGKH111310	11	1,000	galvanised	280	G 1"	2,150x800x930
BH-HZ 1000-16	DGKH110605	16	1,000	galvanised	330	G 1"	2,150x800x930
BH-HZ 2000-11	DGKH110606	11	2,000	galvanised	490	G 2"	2,170x1,150x1,280
BH-HZ 2000-16	DGKH110607	16	2,000	galvanised	600	G 2"	2,170x1,150x1,280

Fittings sets

- For compressed air vessels
- Consists of: pressure gauge, safety valve, test flange, ball valve, condensate drainage including mini ball valve, various screw fittings and retaining elements
- AMS-B-H: for horizontal vessels
- AMS-B-V: for vertical vessels



Model	Art. no.	Design	Pressure (bar)	Air outlet
AMS-B-H 500-11	DGKB110102	Horizontal vessel	11	2 x 1"i
AMS-B-H 500-16	DGKB110103	Horizontal vessel	16	2 x 1"i
AMS-B-H 750-11	DGKB110092	Horizontal vessel	11	2 x 1"i
AMS-B-H 750-16	DGKB110094	Horizontal vessel	16	2 x 1"i
AMS-B-H 1000-11	DGKB110096	Horizontal vessel	11	2 x 1"i
AMS-B-V 500-11	DGKB110089	Vertical vessel	11	2 x 1"i
AMS-B-V 500-16	DGKB110091	Vertical vessel	16	2 x 1"i
AMS-B-V 750-11	DGKB110093	Vertical vessel	11	2 x 1"i
AMS-B-V 750-16	DGKB110095	Vertical vessel	16	2 x 1"i
AMS-B-V 1000-11	DGKB110097	Vertical vessel	11	2 x 1"i
AMS-B-V 1000-16	DGKB110099	Vertical vessel	16	2 x 1"i
AMS-B-V 2000-11	DGKB110083	Vertical vessel	11	2 x 2"i
AMS-B-V 2000-16	DGKB110081	Vertical vessel	16	2 x 2"i
AMS-B-V 3000-11	DGKB110100	Vertical vessel	11	2 x 2"i

Rubber dampers

- For extra stability of the compressor and vessel

Model	Art. no.	Diameter (mm)	Size	Thread	Packaging unit (pc.)
GSE 40 L 1/4	DGKB110059	40	M 8	single-sided	4
GSE 40 L2 /4	DGKB110064	40	M 8	on both sides	4
GSE 70 L 1/4	DGKB110060	70	M 12	single-sided	4
GSE 75 L2 /4	DGKB110062	75	M 12	on both sides	4
GSE 100 S1 /3	DGKB110063	100	M 12	single-sided	3
GSE 100 S2 /3	DGKB110067	100	M 12	on both sides	3
GSE 100 L 1/4	DGKB110061	100	M 12	single-sided	4



Star-delta switch

Model	Art. no.
SDS 5,5	DGKB111150
SDS 7,5	DGKB111152
SDS 11	DGKB111151

- Fully wired, ready to connect
- Integral motor protection and under-voltage circuit breaker ensure a high degree of operating safety
- Integrated solenoid valve activation for simple connection of start and stop relief



Lockable main switch with emergency stop function	✓
Solid steel housing in protection category IP 54	✓
Including operating hours counter	✓
Electrical connection 400 V/50 Hz (three-phase current)	✓

Accessories for compressors

GLW-SGSD 17

GLW 4

- Electronically controlled utilisation of power units to extend the service life of multiple compressors
- Connection for energy-saving system and electric ball valve provides expansion option within a machine
- Option of integrating a remote switch for greater flexibility in system control



✓	Display with 3 control buttons	✓
✓	Potential-free fault contact	✓
✓	With operating hours counter, but does not include motor protection or start relief (please order AE4 separately)	
✓	For two 3 / 4 kW piston compressors with pressure switch mode (no contactors)	
	For a maximum of 4 compressors (screw and piston compressors over 3 kW can be combined with existing contactors) for distribution of basic and additional air requirements	✓
	Text display with real-time clock	✓
	Time switch function with up to 6 programmes/profiles	✓
	Harmonisation of operating hours - saves on maintenance costs	✓
	Pressure monitor with delayed activation of the compressor	✓



Model	Art. no.	Number of compressors (pc.)	Voltage (V)	Frequency (Hz)
GLW-SGSD 17	DGKB111201	2	230	50
GLW 4	DGKB111200		230	50



Tip

Also in the range:
Control up to 16 screw compressors, with the consumption-dependent Airleader control system.
Talk to us. We are happy to advise you!

ESAR 3/4 M

ESAR 3/4 A

- Shutting off the compressed air pipe reduces energy costs
- Service life of the compressed air system extended with slow opening of ball valve
- Ideally suited for performing simple control tasks



✓	Brass nickel-plated ball valve, hard-chrome plated ball with Teflon seal	✓
✓	230 V switch cabinet (switching compressed air supply on and off)	✓
✓	With manual actuation and indicator lamp	
	For automatic operation via a time switch	✓



Model	Art. no.	Version	Voltage (V)	Frequency (Hz)
ESAR G3/4 M	DGKB111081	manual	230	50
ESAR 3/4 A	DGKB111091	automatic	230	50
ESAR 1 M	DGKB111083	manual	230	50
ESAR G1 A	DGKB111092	automatic	230	50
ESAR 1 1/4 M	DGKB111085	manual	230	50
ESAR G1 1/4 A	DGKB111093	automatic	230	50
ESAR 1 1/2 M	DGKB111087	manual	230	50
ESAR G 1 1/2 A	DGKB111094	automatic	230	50
ESAR 2 M	DGKB111089	manual	230	50
ESAR G 2 A	DGKB111095	automatic	230	50

Additional technical features: 230 V switch cabinet (switching compressed air supply on and off)

Tip

Save energy costs - an ESAR prevents the compressor from operating when not in use, e.g. at night!

Accessories for compressors

Mini ball valve



- For installation upstream of the condensate discharger, thus making possible maintenance work during operation

Model	Art. no.	Version	Nominal pressure (bar)	Air inlet	Air outlet
KH-20 G1/4i x G1/4a	DGKG012033	Mini	15	1/4"a	1/4"i
KH-G 3/8ixG 3/8a	DGKE043233	Mini	15	3/8"a	3/8"i
KH-G 3/8ixG 3/8i	DGKE043133	Mini	15	3/8"i	3/8"i
KH-20 G1/2i x G1/2a	DGKG470592	Mini	15	1/2"a	1/2"i

Ball valve



Model	Art. no.	Version	Nominal pressure (bar)	Air inlet	Air outlet
KH-NI-40 G3/8i	DGKE050086	AD	40	3/8"i	3/8"i
KH-NI-40 G1/2i	DGKE050087	AD	40	1/2"i	1/2"i
KH-NI-16 G1/2a x G1/2i	DGKE050110	AD	16	1/2"a	1/2"i
KH-NI-40 G3/4i	DGKE050088	AD	40	3/4"i	3/4"i
KH-NI-16 G3/4a x G3/4i	DGKE050111	AD	16	3/4"a	3/4"i
KH-NI-40 G1i	DGKE050089	AD	30	1"i	1"i
KH-NI-25 G 1 1/4i	DGKG010015	CE	25	1 1/4"i	1 1/4"i
KH-NI-40 G1 1/2i	DGKE050093	AD	20	1 1/2"i	1 1/2"i
KH-NI-40 G2i	DGKE050094	AD	20	2"i	2"i

Connecting hoses



Model	Art. no.	Pressure (bar)	Air outlet	Length (mm)
VSL 1/2-800	DGKB111070	16	2 x 1/2"a	800
VSL 1/2-1300	DGKB111075	16	2 x 1/2"a	1,300
VSL 1/2-1800	DGKB111066	16	2 x 1/2"a	1,800
VSL 3/4-800	DGKB111071	16	2 x 3/4"a	800
VSL 3/4-1300	DGKB111076	16	2 x 3/4"a	1,300
VSL 3/4-1800	DGKB111067	16	2 x 3/4"a	1,800
VSL 1-800	DGKB111069	16	2 x 1"a	800
VSL 1-1300	DGKB111072	16	2 x 1"a	1,300
VSL 1-1800	DGKB111068	16	2 x 1"a	1,800
VSL 1 1/4-1300	DGKB111074	16	2 x 1 1/4"a	1,300
VSL 1 1/2-1300	DGKB111078	16	2 x 1 1/2"a	1,300

Silencer

Model	Art. no.	Version	Noise reduction (dB (A))	Connection
SDP-SMK-G1/8a	DGKE024611	Sintered metal, short	13	1/8" a
SDP-SMK-G1/4a	DGKE024612	Sintered metal, short	13	1/4" a
SDP-SMK-G3/8a	DGKE024613	Sintered metal, short	13	3/8" a
SDP-SMK-G1/2a	DGKE024614	Sintered metal, short	13	1/2" a
SDP-SMK-G3/4a	DGKE024615	Sintered metal, short	13	3/4" a
SDP-SMK-G1a	DGKE024616	Sintered metal, short	13	1" a
SDP-SML-M5a	DGKE024620	Sintered metal, long	16	M5a
SDP-SML-G1/8a	DGKE024621	Sintered metal, long	16	1/8" a
SDP-SML-G1/4a	DGKE024622	Sintered metal, long	16	1/4" a
SDP-SML-G3/8a	DGKE024623	Sintered metal, long	16	3/8" a
SDP-SML-G1/2a	DGKE024624	Sintered metal, long	16	1/2" a
SDP-SPEP-M5a	DGKE071110	Porous, sintered PE	20-25	M5a
SDP-SPEP-G1/8a	DGKE071111	Porous, sintered PE	20-25	1/8" a
SDP-SPEP-G3/8a	DGKE071113	Porous, sintered PE	20-25	3/8" a
SDP-SPEP-G1/2a	DGKE071114	Porous, sintered PE	20-25	1/2" a
SDP-SPEP-G3/4a	DGKE071115	Porous, sintered PE	20-25	3/4" a
SDP-SPE-G1/2a	DGKE072114	Sintered polyethylene	20-25	1/2" a
SDP-SPE-G3/4a	DGKE072115	Sintered polyethylene	20-25	3/4" a
SDP-SPE-G1a	DGKE072116	Sintered polyethylene	20-25	1" a



Accessories for compressors

Accessories for mobile and stationary piston compressors

Safety valve



Model	Art. no.	Version	Nominal pressure (bar)	Connection	Flow rate (l/min)
SV-G1/4a-8 bar	DGKG207010	CE	8	1/4" a	3,000
SV-G1/4a-11 bar	DGKE700102	CE	11	1/4" a	4,000
SV-G1/4a-16 bar	DGKE700103	CE	16	1/4" a	6,400
SV-G3/8a-11 bar	DGKE700104	CE	11	3/8" a	3,100
SV-G3/8a-16 bar	DGKE700105	CE	16	3/8" a	6,400
SV-G1/2a-11 bar	DGKE700106	CE	11	1/2" a	4,000
SV-G1/2a-16 bar	DGKE700107	CE	16	1/2" a	6,400
SV-G1/2a-11 bar	DGKE700051	Full stroke	11	1/2" a	8,000
SV-G1/2a-16 bar	DGKE700052	Full stroke	16	1/2" a	10,000
SV-G3/4a-11 bar	DGKE700054	Full stroke	11	3/4" a	17,000

Condensate drain valve



- Nickel-plated brass
- O-ring seal on valve seat
- With knurled screw

Model	Art. no.
KAV-G1/4a	DGKE030050
KAV-G3/8a	DGKE030051
KAV-G1/2a	DGKE030058

Check valve



- T-shape
- With Viton seal
- Internal threads on both sides
- Up to 16 bar pressure
- Opening pressure 0.5 - 0.8 bar

Model	Art. no.
RV-G1/2i	DGKE770092

Dirt arrester



- Suitable for compressed air, water, non-toxic gases, non-aggressive materials
- With Viton seal
- Internal threads on both sides

Model	Art. no.	Pressure (bar)	Connection
SMF 2xG3/8i	DGKE072001	16	3/8" i
SMF 2xG1/2i	DGKE072002	16	1/2" i

Diaphragm pressure switch



Model	Art. no.	Voltage (V)	Without protective motor relay	With protective motor relay	Pins (pc.)	Rated current range (A)	Connection	Pressure range on (bar)
MDR 2-11	DGKE270000	230	x		2		G 1/4"	2.8-9.2

Diaphragm pressure switch

Model	Art. no.	Voltage (V)	Without protective motor relay	With protective motor relay	Pins (pc.)	Rated current range (A)	Connec-tion	Pressure range on (bar)
MDR 2/11 SL F4	DGKG004177	230	x		2		G 1/4"	2.8-9.2



Diaphragm pressure switch

Model	Art. no.	Voltage (V)	Without protective motor relay	With protective motor relay	Pins (pc.)	Rated current range (A)	Connec-tion	Pressure range on (bar)
MDR 4-16	DGKE270001	230	x		2		G 1/4"	4-13
MDR 3-11	DGKE270110	230/400	x		3		G 1/2"	3-9.1
MDR 3-16	DGKE270111	230/400	x		3		G 1/2"	4-13
MDR 3-11-R 3/4	DGKE270112	230/400		x	3	2.5-4	G 1/2"	3-9.1
MDR 3-16-R3/4	DGKE270113	230/400		x	3	2.5-4	G 1/2"	4-13
MDR 3-11-R 3/6,3	DGKE270114	230/400		x	3	4.0-6.3	G 1/2"	3-9.1
MDR 3-16-R3/6,3	DGKE270115	230/400		x	3	4.0-6.3	G 1/2"	4-13
MDR 3-11-R3/10	DGKE270116	230/400		x	3	6.3-10	G 1/2"	3-9.1
MDR 3-16-R3/10	DGKE270117	230/400		x	3	6.3-10	G 1/2"	4-13



Spare hood

Model	Art. no.	Version	For pressure switches
EH 2	DGKB270019	No operating hours counter	MDR 2
EH 4	DGKB270020	No operating hours counter	MDR 4
EH 3	DGKB270031	No operating hours counter	MDR 3
EH 3 S	DGKB270032	No operating hours counter	MDR 3
EH 5	DGKB270021	No operating hours counter	MDR 5
EH 5 S	DGKB270022	No operating hours counter	MDR 5
EH 3SZ	DGKB271032	With operating hours counter	MDR 3/11



Load relieving valve

■ For attaching to diaphragm pressure switch

Model	Art. no.	For pressure switches
ELV 2	DGKE270020	MDR 2
ELV 4	DGKE270019	MDR 4
ELV3W	DGKE270021	MDR 3
ELV2WS	DGKE270023	MDR 2
ELV3WS	DGKE270022	MDR 3
ELV 5	DGKE270018	MDR 5



Operating hours counter

Model	Art. no.
BSZ	DGKB111073

■ Electrical connection 230 V/50 Hz (alternating current)



Accessories for compressors

Accessories for stationary piston compressors

Sound absorbing cover



- Installation in sensitive areas also possible because the compressor is fitted with a sound absorbing cover
- For UniMaster STS / STL (4.0 kW) manufactured from 2010

Model	Art. no.
SDH UNM ST 4,0	DGKB800100



Start relief



- Required for compressors with 4 kW motor and star-delta switch

Electrical connection 400 V/50 Hz (three-phase current) ✓

Model	Art. no.
AE 4	DGKB111055
AE AB678	DGKB111054

Lubricants/Oils for stationary piston compressors



- Lubricants/Oils for stationary piston compressors

Model	Art. no.	Basic	Container size (l)	Compressor type	Startup behaviour in cold weather	Temperature resistance	Residue formation	Service life	Water separation
OEMIN-Kolben-stat 3,0	DGKB111002	mineral	3.0	Piston	+	++	+	++	+
OESYN-Kolben-stat 3,0	DGKB111006	fully synthetic	3.0	Piston	++++	++++	++++	++++	+++

Tip

If you are operating your compressor in cold ambient temperatures, we recommend using a fully synthetic oil with improved cold running properties.

Accessories for stationary screw compressors

Lubricants/Oils for screw compressors

- Lubricants/Oils for screw compressors



Model	Art. no.	Basic	Container size (l)	Compressor type	Oil change interval (h)	Startup behaviour in cold weather	Temperature resistance	Residue formation	Water separation
Mineralisches Schraubenöl-5L	3004079000	mineral	5.0	Screw	2.000	++	++	+	+
Mineralisches Schraubenöl-20L	3004079003	mineral	20.0	Screw	2.000	++	++	+	+
Synthetisches Schraubenöl-5L	3004079006	synthetic	5.0	Screw	4.000	++++	++	+++	++++
Synthetisches Schraubenöl-20L	3004079009	synthetic	20.0	Screw	4.000	++++	++	+++	++++

Accessories for mobile piston compressors

Lubricants/Oils for mobile piston compressors

- Lubricants/Oils for piston compressors



Model	Art. no.	Basic	Container size (l)	Compressor type	Startup behaviour in cold weather	Temperature resistance	Residue formation	Service life	Water separation
OEMIN-Kolben-fahr 1,0	DGKB111014	mineral	1.0	Piston	+	++	+	++	+
OESYN-Kolben-fahr 1,0	DGKB770010	fully synthetic	1.0	Piston	++++	++++	++++	++++	+++

Accessories for compressors

Accessories for all compressors

Standard pressure gauge, horizontal



Model	Art. no.	Diameter (mm)	Connection	Measuring range (bar)
MM-W 40-6b	DGKE670040	40	1/8"	0-6
MM-W 40-10b	DGKE670014	40	1/8"	0-10
MM-W 40-16b	DGKE670017	40	1/8"	0-16
MM-W 50-6b 1/8	DGKE670018	50	1/8"	0-6
MM-W 50-10b 1/8	DGKE670001	50	1/8"	0-10
MM-W 50-6b 1/4	DGKE670020	50	1/4"	0-6
MM-W 50-10b 1/4	DGKE670021	50	1/4"	0-10
MM-W 50-16b	DGKE670002	50	1/4"	0-16
MM-W 50-25b	DGKE670003	50	1/4"	0-25
MM-W 63-6b	DGKE670025	63	1/4"	0-6
MM-W 63-10b	DGKE670026	63	1/4"	0-10
MM-W 63-16b	DGKE670006	63	1/4"	0-16
MM-W 63-25b	DGKE670007	63	1/4"	0-25
MM-W 80-16b	DGKE670010	80	1/4"	0-16

Standard pressure gauge, vertical



Model	Art. no.	Diameter (mm)	Connection	Measuring range (bar)
MM-S 40-10b	DGKG012060	40	1/8"	0-10
MM-S 40-16b	DGKE670029	40	1/8"	0-16
MM-S 50-6b	DGKE670030	50	1/4"	0-6
MM-S 50-10b	DGKE670031	50	1/4"	0-10
MM-S 50-16b	DGKE670004	50	1/4"	0-16
MM-S 50-25b	DGKE670005	50	1/4"	0-25
MM-S 63-6b	DGKE670032	63	1/4"	0-6
MM-S 63-10b	DGKE670033	63	1/4"	0-10
MM-S 63-16b	DGKE670008	63	1/4"	0-16
MM-S 63-25b	DGKE670009	63	1/4"	0-25
MM-S 100-6b	DGKE670102	100	1/2"	0-6
MM-S 100-10b	DGKE670103	100	1/2"	0-10
MM-S 100-16b	DGKE670104	100	1/2"	0-16
MM-S 100-25b	DGKE670105	100	1/2"	0-25

Pressure gauge for vessel

Model	Art. no.	Diameter (mm)	Connection	Measuring range (bar)
MM-S 100-16b B	DGKE670100	100	1/2"	0-16
MM-S 100-25b B	DGKE670101	100	1/2"	0-25





Compressed air conditioning

Compressed air dryers	88
Condensate dischargers	92
Oil-water separators	94
Maintenance units & filters	96

Technical data for compressed air dryers and filters

Design data for compressed air cold dryers

The performance data of our compressed air cold dryers refer to 7 bar operating pressure, 35 °C air inlet temperature and 25 °C ambient temperature. For other pressures or temperatures please use the factors (f) in the following tables according to your values.

With other operating pressures p_1 , multiply the flow rate by factor (f₁):

p_1 [bar]	3	4	5	6	7	8	9	10	11	12	14	16
(f ₁)	0.75	0.85	0.90	0.95	1.00	1.04	1.07	1.10	1.12	1.14	1.18	1.20

With other compressed air inlet temperatures t_1 , multiply the flow rate by factor (f₂):

t_1 [°C]	30	35	40	45	50
(f ₂)	1.25	1.00	0.85	0.75	0.60

With other cooling medium temperatures t_c , multiply the flow rate by factor (f₃):

t_c [°C]	25	30	35	40	45
(f ₃)	1.00	0.96	0.92	0.88	0.80

For other pressure dew points t_{dp} , multiply the flow rate by factor (f₄):

t_{dp} [°C]	3	5	7	9
(f ₄) ECO	1	1.2	1.35	1.45

Correction factors for compressed air filters

With other operating pressures (p_1), multiply the flow rate of the filter by factor f:

p_1 [bar]	1	2	3	4	5	6	7	8	9	10	12	16
(f)	0.138	0.53	0.65	0.76	0.84	0.92	1.00	1.07	1.13	1.19	1.31	2.13

Conversion factor for operating pressure/compressed air inlet temperature for adsorption dryers

Operating pressure	35 °C	40 °C	45 °C	50 °C
5 bar	0.75	0.64	0.61	0.59
6 bar	0.89	0.78	0.73	0.67
7 bar	1.00	0.91	0.82	0.79
8 bar	1.08	1.00	0.94	0.86
9 bar	1.26	1.08	1.03	0.99
10 bar	1.31	1.16	1.07	1.03
11 bar	1.36	1.24	1.10	1.07
12 bar	1.49	1.36	1.23	1.18
13 bar	1.62	1.47	1.35	1.29
14 bar	1.71	1.57	1.46	1.38
15 bar	1.79	1.67	1.57	1.46
16 bar	1.90	1.77	1.66	1.55

Dryer model overview

Model	Art. no.	Flow rate at pressure dew point +3 °C [l/min]	Flow rate at pressure dew point -40°C [l/min]	Air outlet [inches]	Page in the catalogue
DK 350 SMART	4102001388	350		3/4"a	90
DK 600 SMART	4102001389	600		3/4"a	90
DK 850 SMART	4102001390	850		3/4"a	90
DK 1200 SMART	4102001391	1,200		3/4"a	90
DK 1825 SMART	4102001392	1,830		3/4"a	90
DK 2350 SMART	4102003237	2,350		1"i	90
DK 3000 SMART	4102003238	3,000		1"i	90
DK 3600 SMART	4102002607	3,600		1 1/2"i	90
DK 4100 SMART	4102002608	4,100		1 1/2"i	90
DK 5200 SMART	4102002609	5,200		1 1/2"i	90
DK 6500 SMART	4102002610	6,500		1 1/2"i	90
DK 7700 SMART	4102002611	7,700		1 1/2"i	90
DK 10000 SMART	4102003835	10,000		2"i	90
DK 12000 SMART	4102003836	12,000		2"a	90
DK 15000 SMART	4102001952	15,000		2"a	90
DK 18000 SMART	4102001953	18,000		2"a	90
DRY-DAT 120	DGKH604012		133	1/4"i	91
DRY-DAT 230	DGKH604023		250	1/4"i	91
DRY-DAT 350	DGKH604035		416	1/4"i	91
DRY-DAT 580	DGKH604058		583	1/4"i	91

Compressed air dryers

Dry air – the basis for all applications

Simple control system
One control system
for all models

**Ideal protection of
compressed air line
against corrosion**
thanks to reheating of dried
compressed air

**Maximum operating safety
of production systems**
through continuous operation
at stable dew point

Optional accessories
DK350 – DK1825 with
optional bypass compatible
with prefilter VF-DVP and
microfilter FF-DFP



Heat exchanger
High efficiency with heat
exchanger with large flow cross
sections (up to DK1825 made
from stainless steel)

Comfortable work
All models have an
automatic condensate
drainage

**Save space during
installation**
with small machine dimensions

Example: Compressed air cold dryer DK 350 SMART

Compressed air cold dryers dry the moist compressed air that comes from the compressor to protect downstream components, thus ensuring the productivity and economic efficiency of your compressed air system. The dryers from Schneider airsystems use pioneering technology, are exceptionally powerful and reliable and keep pressure losses to a minimum.

SMART compressed air cold dryer

DK 350 – 1825 SMART



- Maximum operational safety and optimum work results thanks to air dried permanently to a pressure dew point of 3 °C
- Simple control – one control system for all Schneider cold dryers
- Energy-saving heat transfer: Warm compressed air entering is pre-cooled by cold air escaping from the air/air heat exchanger

✓	Heat exchanger with large flow cross sections for constantly low pressure loss	✓
✓	Ideal protection of compressed air line against corrosion thanks to reheating of dried compressed air	✓
✓	Space-saving installation thanks to small assembly dimensions	✓
✓	Highly efficient thanks to stainless steel heat exchanger (up to DK 1825 SMART)	
✓	Optional bypass incl. filter of VF and FF series can be attached directly to the dryer (up to DK 1825 SMART)	

DK 2350 – 18000 SMART



Model	Art. no.	Flow rate ¹⁾ at pressure dew point +3°C (l/min)	Power input (kW)	Pressure loss (bar)	Voltage (V)	Weight (kg)	Refrigerant	Air outlet	Dimensions (WxDxH)
DK 350 SMART	4102001388	350	0,13	0,15	230	19	R134a	3/4" a	350x493x450
DK 600 SMART	4102001389	600	0,16	0,25	230	19	R134a	3/4" a	350x493x450
DK 850 SMART	4102001390	850	0,19	0,25	230	20	R134a	3/4" a	350x493x450
DK 1200 SMART	4102001391	1.200	0,27	0,25	230	25	R134a	3/4" a	350x493x450
DK 1825 SMART	4102001392	1.830	0,28	0,30	230	27	R134a	3/4" a	350x493x450
DK 2350 SMART	4102003237	2.350	0,61	0,32	230	44	R404a	1" i	370x460x764
DK 3000 SMART	4102003238	3.000	0,67	0,38	230	44	R404a	1" i	370x460x764
DK 3600 SMART	4102002607	3.600	0,79	0,18	230	53	R410a	1 1/2" i	460x520x789
DK 4100 SMART	4102002608	4.100	0,87	0,25	230	60	R410a	1 1/2" i	460x520x789
DK 5200 SMART	4102002609	5.200	1,07	0,18	230	65	R410a	1 1/2" i	460x520x789
DK 6500 SMART	4102002610	6.500	1,2	0,20	230	80	R410a	1 1/2" i	580x550x899
DK 7700 SMART	4102002611	7.700	1,44	0,27	230	80	R410a	1 1/2" i	580x550x899
DK 10000 SMART	4102003835	10.000	1,82	0,25	230	128	R410a	2" i	735x898x962
DK 12000 SMART	4102003836	12.000	1,86	0,3	400	146	R410a	2" a	898x735x962
DK 15000 SMART	4102001952	15.000	2,44	0,3	400	158	R410a	2" a	898x735x962
DK 18000 SMART	4102001953	18.000	2,66	0,3	400	165	R410a	2" a	898x735x962

¹⁾ Volumetric flow rate in acc. with ISO 7183, compressed air inlet temperature 35 °C, ambient temperature 25 °C, inlet pressure at cold dryer 7 bar (high pressure). Compressed air inlet temperature max. 50 °C, operating pressure max. 16 bar (high pressure) DK 350 SMART – DK 1825 SMART, operating pressure max. 14 bar DK 2350 SMART – DK 7700 SMART, operating pressure max. 13 bar DK 10000 SMART – DK 18000 SMART

Additional technical features With electric connection cable as standard

Tip

Protect your cold dryer against contamination with a prefilter. Solid particles may clog the plate exchanger.

Dry and clean compressed air for special requirements

“Cooling” adsorption dryer

Bypass line

- Dryer can be bypassed during maintenance for greater operational safety

Model	Art. no.	Version
UGL SMART 3/4	4101000653	DK SMART 350-1825



Attachment kit

- For subsequent attachment to stationary piston compressors (UniMaster STS from year of manufacture 09/2010) with stationary 270 l or 500 l vessel (DK 600-1500 ECO)

Model	Art. no.
ABZ-DK ECO 1	DGKB612000

Connexion set

- For connecting cold dryers with internal thread to compressed air line or vessel. The flexible connexion set is adapted to local conditions by cutting the air hose

Model	Art. no.
AST DK ECO 1 1/2"	DGKB613001
AST DK ECO 2"	DGKB613002

Adsorption dryer

- Air dried consistently to a pressure dew point of -40 °C for a high degree of process reliability and perfect working results
- Energy-saving with only 12 pressure changes per hour for max. regeneration air requirements of 14.3 %
- Longer service life: Collecting chamber within the moist zone protects the drying agent from concentrated moisture

Dew point-dependent control system with digital display	✓
Pressure dew point can be preset easily	✓
LED function displays on the front of the switch cabinet for: power, adsorption, regeneration and economy cycle	✓
Potential-free output	✓
With prefilter and downstream filter	✓



Model	Art. no.	Flow rate ¹⁾ at pressure dew point -40°C (l/min)	Weight (kg)	Air outlet	Dimensions (WxDxH)
DRY-DAT 120	DGKH604012	133	9	1/4"i	312x210x390
DRY-DAT 230	DGKH604023	250	13	1/4"i	312x210x565
DRY-DAT 350	DGKH604035	416	17	1/4"i	359x210x815
DRY-DAT 580	DGKH604058	583	24	1/4"i	359x210x1.085

¹⁾ compressed air inlet temperature 35 °C, ambient temperature 20 °C, operating pressure 7 bar. Compressed air inlet temperature max. 50 °C/min. 5 °C, operating pressure max. 16 bar/min. 5 bar

Additional technical features: An adsorption dryer with a pressure dew point of -40 °C achieves class 2 residual moisture according to ISO 8573-1.

Condensate discharger

Energy-saving and reliable –
automatic condensate discharger



Automatic drainage of generated condensate
reduces maintenance work



Permanent drainage of aggressive condensate
preserves the vessel and extends its service life



2.5 m connection cable
ready to install



Lower air losses
due to electronic level measurement function

Example: Condensate discharger Ecomat 3100

The condensate dischargers automatically discharge the condensate from vessels, filters and compressed air dryers. Thanks to their electronic level measurement functions, they are extremely low maintenance. They are suitable for compressed air systems up to 16 bar.

Condensate discharger Ecomat

- Automatic drainage of generated condensate reduces repair and maintenance work
- Permanent drainage of aggressive condensate preserves the vessel and extends its service life
- Lower air losses due to electronic level measurement function
- For all applications up to 16 bar

✓	2.5 m connection cable ready to install
✓	Simple installation using attachment set
✓	Compact design



Model	Art. no.	for quantity delivered (l/min)	Weight (kg)	Air connection	Dimensions (WxDxH)
KAL-Ecomat 3100	DGKD605023	2,500	0.8	G1/2"i	149x65x118
KAL-Ecomat 4500	DGKD605025	6,300	0.85	G 1/2"i	150x65x141
KAL-Ecomat 20000	DGKD605030	28,000	2	G 1/2"i	212x93x162

Tip

Avoid using float divertors or divertors with a time-controlled discharge because they are high-maintenance and consume large quantities of energy.

Attachment kit

- For Ecomat condensate dischargers at pressure vessels, cold dryers and filters

Model	Art. no.	Suitable for
ABZ-ECO 3100 Uni	DGKB605080	all pressure vessels (except 90 l horizontal), UNM STS, STL, STB; AirMaster from 04/2016
ABZ-ECO 3100 BH-HZB 90	DGKB605082	Pressure vessel horizontal 90l manufactured from 1997
ABZ-ECO 3100 F	DGKB605084	Compressed air filters from April 2000: DFP/DVP 6-45
ABZ-ECO 3100 BST	DGKB605086	UniMaster STA, 10+Master STA



Condensate collection pipe

- For channelling condensate from the compressed air vessel, cold dryer or filter into the oil-water separator

Model	Art. no.	Condensate inlets (pc.)
KSL 2	DGKB605062	2
KSL 3	DGKB605063	3
KSL 4	DGKB605061	4




Oil-water separators

Economical and ecological – oil-water separating systems



Multiple cleaning stages for environmentally friendly disposal of condensate according to §7a of the Water Resources Act



Very simple and efficient with automatic separation of oil and water



Economical solution as only the separated oil needs to be discarded



Example: OWS-Öwamat 12

The oil-water separation devices are used for the purification of condensate containing oil by automatic isolation and multiple cleaning stages. They represent an environmentally friendly cost-saving solution for separating condensate and allow the oil to be discharged into the sewage system as specified in §7a of the Water Resources Act.

Öwamat oil-water separator

- Environmentally friendly disposal of condensate according to the Water Resources Act
- Extremely efficient - automatic isolation and multiple cleaning stages
- Cost-effective solution due to separate purification

Model	Art. no.	for quantity delivered Pistons/Screws (l/min)	Weight (kg)	Dimensions (WxDxH)
OWS-ÖWAMAT 10	DGKH601001	2,400 / 1,700	3.5	290x222x528
OWS-ÖWAMAT 11	DGKH601002	4,900 / 3,400	5.8	387x260x595
OWS-ÖWAMAT 12	DGKH601003	7,300 / 5,100	12	350x397x719
OWS-ÖWAMAT 14	DGKH601004	14,600 / 10,100	16	410x461x892



Tip

Compressed air condensate often consists of 99% water and 1% oil. It is therefore always more favourable to purify condensate using oil/water separation systems than choose cost-intensive disposal by specialist companies.


Filter element for oil-water separator

Model	Art. no.
FE-Öwamat 10	DGKB201023
FE-Öwamat 11	DGKB201024
FE-Öwamat 12	DGKB201025
FE-Öwamat 14	DGKB201026

- Incl. prefilters

Maintenance units and filters

Excellent air quality for every application



Achieve maximum compressed air quality and outstanding working results with our filters and maintenance units – from prefilters and microfilters through to activated carbon filters.

Cyclone separator

- Centrifugal acceleration of compressed air for efficient separation of dirt particles and condensate
- Including condensate discharger with integrated float valve
- Installed between compressor and vessel



Model	Art. no.	Flow rate (l/min)	Air outlet	Weight (kg)	Dimensions (mm)
ZA 5500	DGKD640055	5,500	G 1"i	2.2	367 x109
ZA 12500	DGKD640125	12,500	G 1 1/2"i	2.2	367 x109

Tip > Extremely effective - often underestimated! Under certain conditions, the cyclone separator can extract up to 90% of the moisture from compressed air.

Prefilter

- Separation of condensate and solid contaminants with particles up to 15 µm for efficient preliminary purification of the working air
- Solid particles class 3
- Installed upstream of the cold dryer

- ✓ With VP filter element as standard
- ✓ With float valve as standard



Model	Art. no.	Flow rate (l/min)	Air connection	Weight (kg)	Dimensions (mm)
VF-DVP 6	DGKD640700	700	G 3/8"i	0.6	200 x 70
VF-DVP 10	DGKD640701	1,300	G 1/2"i	1.1	240 x105
VF-DVP 15	DGKD640702	1,900	G 1/2"i	1.2	295 x105
VF-DVP 30	DGKD640703	3,000	G 3/4"i	2	300 x125
VF-DVP 45	DGKD640704	5,200	G 1"i	2.4	420 x125
VF-DVP 80	DGKD640706	8,500	G 1 1/2"i	3.2	452 x125
VF-DVP 160	DGKD640707	16,000	G 2"i	8.4	695 x163

Tip > A single compressed air system with compressed air dryer, prefilter, microfilter and activated carbon filter guarantees the best working results and maximum operating safety.

Accessories for prefilters

- Replacement filter element

Model	Art. no.
F-VP 6	DGKB640700
F-VP 10	DGKB640701
F-VP 15	DGKB640702
F-VP 30	DGKB640703
F-VP 45	DGKB640704
F-VP 80	DGKB640706
F-VP 160	DGKB640707



Filter

Microfilter



- Separation of extremely fine oil and water aerosols and solid contaminants with particles up to 0.01 µm for final purification of the working air
- Solid particles class 1
- Installed downstream of the cold dryer

With VP filter element as standard



With float valve as standard



Model	Art. no.	Flow rate (l/min)	Air connection	Weight (kg)	Dimensions (mm)
FF-DFP 6	DGKD640710	700	G 3/8"i	0.6	200 x 70
FF-DFP 10	DGKD640711	1,300	G 1/2"i	1.1	240 x105
FF-DFP 15	DGKD640712	1,900	G 1/2"i	1.2	295 x105
FF-DFP 30	DGKD640713	3,000	G 3/4"i	2	300 x125
FF-DFP 45	DGKD640714	5,200	G 1"i	2.4	420 x125
FF-DFP 80	DGKD640716	8,500	G 1 1/2"i	3.2	452 x125
FF-DFP 160	DGKD640717	16,000	G 2"i	8.4	695 x163

Tip

A single compressed air system with compressed air dryer, prefilter, microfilter and activated carbon filter guarantees the best working results and maximum operating safety.

Accessories for microfilters



- Replacement filter element

Model	Art. no.
F-FP 6	DGKB640710
F-FP 10	DGKB640711
F-FP 15	DGKB640712
F-FP 30	DGKB640713
F-FP 45	DGKB640714
F-FP 80	DGKB640716
F-FP 160	DGKB640717

Differential pressure manometer



- The differential pressure manometer is available as an option with the prefilter and microfilter (size 6-45). It provides information on whether the filter element is still functional or needs to be replaced

Model	Art. no.
MM-DDM-F	DGKB640503

Can only be read for flow pressure



Activated carbon filters

- For separating oil vapours, aroma and flavouring additives to achieve the best compressed air quality
- Residual oil content, class 1: 0.008 mg/m³
- Only operate with upstream microfilter

✓ With AP filter element as standard



Model	Art. no.	Flow rate (l/min)	Air connection	Weight (kg)	Dimensions (mm)
AF-DAP 6	DGKD640720	700	G 3/8"i	0.6	200x70
AF-DAP 10	DGKD640721	1,300	G 1/2"i	1.1	240x105
AF-DAP 15	DGKD640722	1,900	G 1/2"i	1.2	295x105
AF-DAP 30	DGKD640723	3,000	G 3/4"i	2	300x125
AF-DAP 45	DGKD640724	5,200	G 1"i	2.4	420x125
AF-DAP 80	DGKD640726	8,500	G 1 1/2"i	3.2	452x125
AF-DAP 160	DGKD640727	16,000	G 2"i	8.4	695x163

Tip A single compressed air system with compressed air dryer, prefilter, microfilter and activated carbon filter guarantees the best working results and maximum operating safety.

2 | Compressed air conditioning

Accessories for activated carbon filters

Model	Art. no.
F-AP 6	DGKB640720
F-AP 10	DGKB640721
F-AP 15	DGKB640722
F-AP 30	DGKB640723
F-AP 45	DGKB640724
F-AP 80	DGKB640726
F-AP 160	DGKB640727

- Replacement filter element



Model	Art. no.
WKB-F-G3/8	DGKB640399
WKB-F-G1/2	DGKB640400
WKB-F-G3/4	DGKB640401
WKB-F-G1	DGKB640402
WKB-F-G1 1/2	DGKB640404
WKB-F-G2	DGKB640405

- For mounting the complete filter DVP, DFP, DAP and filter combinations to the wall



Angle bracket

Model	Art. no.
DNL-MS-R3/8a x R3/8a	DGKE030054
DNL-MS-R1/2a x R1/2a	DGKE030055
DNL-MS-R3/4a x R3/4a	DGKE030056
DNL-MS-R1a x R1a	DGKE030057

- For connecting several complete filters to create a combination of filters



Double nipple

Maintenance units

Pressure reducer



- Pressure regulator with piston for high operational reliability
- High stability of adjusting pressure, even if the input pressure or the flow rate changes
- Assembly independent of flow direction thanks to double-sided connection option for pressure gauge

✓	With lockable adjustment button
✓	Regulation range 0-12 bar
✓	Standard features include: pressure gauge

Model	Art. no.	Flow rate (l/min)	Connecting thread	Connection for pressure gauge	Dimensions (WxDxH)
DM 1/4 W	DGKD202002	700	G 1/4"i	G 1/8"i	42x42x94
DM 3/8 W	DGKD302002	2,500	G 3/8"i	G 1/8"i	60x60x130
DM 1/2 W	DGKD402002	2,500	G 1/2"i	G 1/8"i	60x60x130
DM 3/4 W	DGKD502002	5,600	G 3/4"i	G 1/4"i	80x80x184
DM 1 W	DGKD602002	5,600	G 1"i	G 1/4"i	80x80x184

Water separator with filter



- Centrifugal acceleration of compressed air for efficient separation of dirt particles and condensate
- Filtering function upstream of the pressure reducer

✓	Two-stage mechanical filter with 20 µm
✓	Semi-automatic drainage

Model	Art. no.	Connecting thread	Condensate tank volume (cm³)	Dimensions (WxDxH)
FWA 1/4 W	DGKD221002	G 1/4"i	10	42x42x142
FWA 3/8 W	DGKD321002	G 3/8"i	45	60x60x180
FWA 1/2 W	DGKD421002	G 1/2"i	45	60x60x180
FWA 3/4 W	DGKD521002	G 3/4"i	170	80x80x235
FWA 1 W	DGKD621002	G 1"i	170	80x80x235

Filter pressure reducer



- Combines the technical benefits of the pressure reducer and the water separator with filter in one compact unit
- Pressure regulator with piston for high operational reliability
- Assembly independent of flow direction thanks to double-sided connection option for pressure gauge

✓	With lockable adjustment button
✓	Regulation range 0-12 bar
✓	Standard features include: pressure gauge and 20 µm filter element

Model	Art. no.	Flow rate (l/min)	Connection thread	Condensate tank volume (cm³)	Dimensions (WxDxH)
FDM 1/4 W	DGKD225026	700	G 1/4"i	10	42x42x190
FDM 3/8 W	DGKD325026	2,500	G 3/8"i	45	60x60x245
FDM 1/2 W	DGKD425026	2,500	G 1/2"i	45	60x60x245
FDM 3/4 W	DGKD458305	5,600	G 3/4"i	170	80x80x332
FDM 1 W	DGKD468305	5,600	G 1"i	170	80x80x332

Mist oiler

- Regular oil flow for efficient supply to tools
- Proportional adjustment of the oil supply to the air flow rate for optimal lubrication possible, even at low pressures and low air flow rates
- Oil purification downstream of the filter pressure reducer



Model	Art. no.	Connecting thread	Oil reservoir volume (cm ³)	Dimensions (WxDxH)
N 1/4 W	DGKD223001	G 1/4"i	50	42x42x156
N 3/8 W	DGKD323001	G 3/8"i	150	60x60x195
N 1/2 W	DGKD423001	G 1/2"i	150	60x60x195
N 3/4 W	DGKD523001	G 3/4"i	379	80x80x260
N 1 W	DGKD623001	G 1"i	379	80x80x260

Filter units

- Fully fitted maintenance system consisting of filter pressure reducer and mist oiler (2-way filter unit) or filter water separator, pressure reducer and mist oiler (3-way filter unit) ready for immediate operation
- Pressure regulator with piston for high operational reliability

With lockable adjustment button	✓
Regulation range 0-12 bar	✓
Standard features include: pressure gauge and 20 µm filter element	✓



Model	Art. no.	Flow rate (l/min)	Version	Connecting thread	Dimensions (WxDxH)
WE 2-fach 1/4 W	DGKD226026	700	2-fach	G 1/4"i	84x42x190
WE 2-fach 3/8 W	DGKD326026	2,500	2-fach	G 3/8"i	120x60x245
WE 2-fach 1/2 W	DGKD426026	2,500	2-fach	G 1/2"i	120x60x245
WE 2-fach 3/4 W	DGKD458405	5,600	2-fach	G 3/4"i	160x80x332
WE 2-fach 1 W	DGKD468405	5,600	2-fach	G 1"i	160x80x332

Filter element

Model	Art. no.
FE-FDM 1/4 W	DGKG405012
FE-FDM 3/8-1/2 W	DGKG405013
FE-FDM 3/4-1 W	DGKG405014

- For 20 µm maintenance units



Maintenance units

Angle bracket



- For simple and fast wall mounting

Model	Art. no.
WKB-WE 1/4	DGKB200701
WKB-WE3/8-1/2	DGKB400701
WKB-WE3/4-1	DGKB400703

Disassembly key



- For opening the condensate tank and oil reservoir

Model	Art. no.
DSL-WE	DGKB400707

High-performance filter units

- Highest compressed air quality - specially for applications where a high-quality compressed air is required (e.g. painting). Temperature range +5 °C to +40 °C
- Simple draining of the sludge container through quick-vent valve

✓	Lockable adjustment button with fine adjustment
✓	Option of connecting two pneumatic tools
✓	Control range: 1.5 to 12 bar
✓	Standard features include a pressure gauge, 40 µm prefilter element, 0.01 µm microfilter element and an activated carbon filter with 0.005 mg/m ³ filtration degree (3-way version only)



Model	Art. no.	Version	Air inlet	Weight (kg)	Dimensions (WxDxH)
FDM/FF 1/2	DGKD426030	2-way	G 1/2"	2.5	183x124x290
FDM/FF/AF 1/2	DGKD424030	3-way	G 1/2"	3.5	264x124x290

Activated carbon filters

- For retrofitting of the 2-way filter unit
- For separating oil vapours, aroma and flavouring additives to achieve the best compressed air quality

Model	Art. no.	Air inlet	Weight (kg)	Dimensions (WxDxH)
AF 1/2	DGKD640760	G 1/2"	1	70x63x245



Filter

Model	Art. no.
F-FF 1/2	DGKB640360
F-AF 1/2	DGKB640760








Compressed air distribution

Pipe systems	106
Hoses & workshop equipment	138
Connecting & joining technology	150

Pipe systems model overview

			
<p>Plug-in system 15-28 mm</p>	<p>Pipe sockets</p>	<p>AIRnet pipe sockets</p>	<p>AIRnet pipe system 20-158 mm</p>
<p>Page 113</p>	<p>Page 119</p>	<p>Page 126</p>	<p>Page 123</p>

Pipe systems

Resistant to pressure and easy to lay –
the pipe systems



A range of pipe systems to meet any requirements:
From the practical „Click it“ system in 15–28 mm diameters to the AIRnet pipe system in 20–158 mm diameters, as well as a range of connectors and pipe sockets.

Preventing your money from vanishing into thin air: Schneider airsystems!



Maximum efficiency in pipe network

An efficient compressed air system must include a well designed pipe network because a correctly designed pipe system minimises the pressure lost from the line.

We would be glad to help you design your pipe system: We will design the perfect pipe system and appropriate connection points for you based on your individual requirements analysis for maximum efficiency – always with consideration for the long-term future development of your company.



Optimisation of existing pipe systems

Leaks in the pipe system can generate high costs: In smaller industry and trade networks the average leak is 5%, in larger networks it may even be 10-15%* (based on consumption during production times).

We calculate the amount of your air loss in a leakage measurement. If action is required, we detect your leaks and eliminate them upon request. Simply contact our Service Team on tel.: +49 (0)7121 959-199!

Additional costs resulting from leaks*

ø leak [mm]	Air loss [l/sec.]	Energy loss/year at 8.760 h/a and 0,19 €/kWh	
		[kWh]	[€]
1	1.24	2,891	549.29
3	11.14	26,017	4.943.23
5	30.95	72,270	13,731.30

* Source: Bavarian Environmental Protection Agency (Hrsg.): „Protect the climate – Reduce costs: Guideline for efficient energy use in trade and industry“, 1st edition, Augsburg, 2004

The perfect pipe system – Flexible configurations

We have the right solution for all your requirements – With a variety of connection systems and pipelines made from different materials for indoor, outdoor, underground and clean room installations. All systems from Schneider airsystems are variable and can be extended or combined with one another as required – without welding, soldering or applying adhesive.

Pipe system



Polyamide pipes dia. 15-28 mm

- Click-it system for quick and easy assembly
- UV-resistant version also available for use in direct sunlight



Special aluminium alloy pipes dia. 15-158 mm

- Lightweight, hard-wearing and fitted using just a few pipe clips, ideal for suspended installation
- Low linear expansion ideal for large fluctuations in temperature

Our pipe system with a diameter of 15–28 mm is TÜV-certified.

All components in the 15–28 mm diameter pipe system from Schneider airsystems have been tested and certified by a German Technical Inspection Association (TÜV) – this additional benefit is unique to our systems.



Calculate your pipeline diameter!

To plan a compressed air pipeline correctly, greatest importance should be attached to the dimensions and the materials selected because selecting small cross-sections and compressed air pipelines susceptible to corrosion can result in high pressure losses.

The perfect pipe system in four steps:

1. Select the right pipe system according to your compressed air requirements

See the previous page for the four different materials available.

2. Choose a ring or stub line depending on your space requirements:

A stub line is suitable for individual compressed air outlets and for bridging small distances. If you intend to install several compressed air outlets on different sides of the room, a ring line is recommended because the same pressure is guaranteed at all connection points in the network.

Refer to the tables on the following page for:

- the dimensions of a **stub line**: the total nominal length of the line and the total compressed air requirements
- the dimensions of a **ring line**: half the nominal length of the line and the total compressed air requirements

3. Select the fittings required for your pipeline:

For flowing compressed air every fitting is a resistance, a substitute pipeline length must be included for each fitting accordingly. These lengths can be taken from the table on the following page. When choosing the fittings, consider the pipeline diameter already calculated in point 2.

Example:

	Substitute pipe length	Nominal length
2 angles \varnothing 28 mm	1.5 m	3.0 m
5 T-pieces \varnothing 28 mm	2.0 m	10.0 m
Total		13.4 m

4. Calculate your pipeline diameter:

Add the nominal length of the pipeline from point 2 and the substitute length for fittings from point 3 to get the total length. With this length you can take the correct pipeline diameter for your personal requirements from the tables on the following pages.

Design data for pipelines

Substitute pipeline lengths for fittings

Working overpressure 7 bar, Δp (max.) 0.2 bar, flow speed (max.) 10 m/s

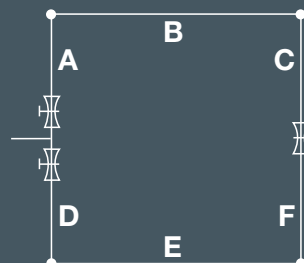
Fittings	Comparable with	3/8"	1/2"	3/4"	1"	1 1/4"	1 1/4"	1 1/2"	1 1/2"	2"	2 1/2"
Dia.	inner	12	14	18	24	28	32	38	38	50	63
Dia.	outer	15	18	22	28	32	40	40	50	63	80
Ball valve		0.1	0.2	0.3	0.4	0.5	0.5	0.6	0.6	0.7	0.8
Angle 45°		0.4	0.5	0.7	0.7	1.0	1.0	1.3	1.3	1.8	2.0
Angle 90°		0.7	1.0	1.3	1.5	2.0	2.0	2.5	2.5	3.5	4.0
T-piece		0.8	1.0	1.5	2.0	2.5	2.5	3.0	3.0	4.0	5.0
Reduction fitting 2d to d		0.4	0.5	0.5	0.6	0.7	0.7	0.8	0.8	1.0	1.5

Compressed air distribution with closed ring line

For dimensioning the ring line, take **half** of the nominal length of the total ring line and the entire compressed air requirements into consideration:

Length A B C = 250 m, length D E F = 250 m

Half closed ring line length: 250 m



Design data for pipelines

Polyamide (PA) pipe/plug-in system 15-28 mm

Working overpressure 7 bar, Δp (max.) 0.2 bar, flow speed (max.) 10 m/s

Compressed air flow rate	Length of the pipeline [m]														
	N[l/s]	N[l/min]	N[m ³ /min]	25	50	75	100	150	200	250	300	400	500	750	1.000
1,7	100	0,1	15	15	15	15	15	15	15	15	15	18	18	18	22
3,3	200	0,2	15	15	15	15	18	18	22	22	22	22	22	22	28
5,0	300	0,3	15	15	18	18	22	22	22	22	28	28	28	28	28
6,7	400	0,4	15	18	22	22	22	22	28	28	28	28	28	28	>28
8,3	500	0,5	18	22	22	22	22	28	28	28	28	28	28	>28	>28
12,5	750	0,8	22	22	22	28	28	28	28	>28	>28	>28	>28	>28	>28
16,7	1.000	1,0	22	28	28	28	28	>28	>28	>28	>28	>28	>28	>28	>28
25,0	1.500	1,5	28	28	28	>28	>28	>28	>28	>28	>28	>28	>28	>28	>28
33,3	2.000	2,0	28	>28	>28	>28	>28	>28	>28	>28	>28	>28	>28	>28	>28

Diameter > 28 mm – see AIRnet PF/Black series

Aluminium pipe/plug-in system 15-28 mm

Working overpressure 7 bar, Δp (max.) 0.2 bar, flow speed (max.) 10 m/s

Compressed air flow rate	Length of the pipeline [m]														
	N[l/s]	N[l/min]	N[m ³ /min]	25	50	75	100	150	200	250	300	400	500	750	1.000
1,7	100	0,1	15	15	15	15	15	15	15	15	15	18	18	18	18
3,3	200	0,2	15	15	15	15	18	18	18	18	18	22	22	22	28
5,0	300	0,3	15	15	18	18	18	22	22	22	28	28	28	28	28
6,7	400	0,4	15	18	18	22	22	22	28	28	28	28	28	28	>28
8,3	500	0,5	18	18	22	22	22	28	28	28	28	28	28	>28	>28
12,5	750	0,8	18	22	22	28	28	28	28	28	>28	>28	>28	>28	>28
16,7	1.000	1,0	22	28	28	28	28	>28	>28	>28	>28	>28	>28	>28	>28
25,0	1.500	1,5	28	28	28	>28	>28	>28	>28	>28	>28	>28	>28	>28	>28
33,3	2.000	2,0	28	28	>28	>28	>28	>28	>28	>28	>28	>28	>28	>28	>28
50,0	3.000	3,0	28	>28	>28	>28	>28	>28	>28	>28	>28	>28	>28	>28	>28

Diameter > 28 mm – see AIRnet PF/Black series

Aluminium pipe/AIRnet 20-158 mm


Working overpressure 7 bar, Δp (max.) 0.2 bar, flow speed (max.) 10 m/s

Compressed air flow rate	Length of the pipeline [m]												
	N[l/s]	N[l/min]	N[m ³ /min]	50	100	150	300	500	750	1.000	1.300	1.600	2.000
3	200	0,2	20	20	20	20	20	20	20	20	20	20	25
8	500	0,5	20	20	20	20	25	25	25	40	40	40	40
14	800	0,8	20	20	25	25	40	40	40	40	40	40	40
19	1.200	1,2	20	25	25	40	40	40	40	40	40	40	40
28	1.700	1,7	25	25	40	40	40	40	40	40	50	50	50
42	2.500	2,5	25	40	40	40	40	40	50	50	50	50	63
69	4.000	4	40	40	40	40	50	50	63	63	63	63	63
97	6.000	6	40	40	50	50	63	63	63	63	80	80	80
139	8.000	8	40	50	50	63	63	63	80	80	80	80	100
208	13.000	13	50	63	63	63	80	80	100	100	100	100	100
278	17.000	17	50	63	63	80	80	100	100	100	100	100	158
347	21.000	21	63	63	80	80	100	100	100	100	158	158	158
417	25.000	25	63	80	80	100	100	100	100	158	158	158	158
486	29.000	29	63	80	80	100	100	158	158	158	158	158	158
556	33.000	33	63	80	80	100	158	158	158	158	158	158	158
694	42.000	42	80	80	100	158	158	158	158	158	158	158	158
833	50.000	50	80	100	100	158	158	158	158	158	158	158	158
972	58.000	58	80	100	100	158	158	158	158	158	200	200	200
1.111	67.000	67	100	100	158	158	158	158	158	200	200	200	200
1.250	75.000	75	100	158	158	158	158	158	200	200	200	200	200
1.389	83.000	83	100	158	158	158	158	158	200	200	200	200	200
1.528	92.000	92	100	158	158	158	158	200	200	200	200	200	200
1.667	100.000	100	100	158	158	158	158	200	200	200	200	200	200

Diameter > 158 mm not in supply range

Click it – the innovative pipe system

Hardly any other pipe system is changed as often as a compressed air network: No problem with the „Click it“ system: The connection can be detached easily with only a few hand movements and without causing damage to the pipe or connector. All parts can then be reused.



1. Cut the pipe to the right size

Accurate to the millimetre using the Schneider airsystems pipe shears.



2. Deburr and chamfer

So that everything runs smoothly and fits together, visually and otherwise.



3. Join the pipes using plug connectors

When inserted as far as the stop, the pipe is completely airtight and the simple installation saves an enormous amount of time.

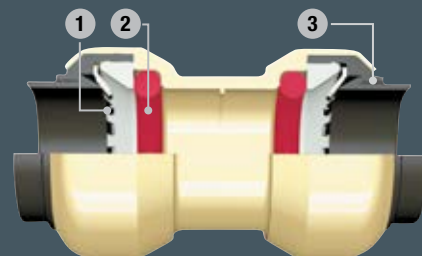


4. Disassembly with just a few hand movements

Press clip against connector – pull pipe out of connector – and you're done.

The Click-it plug connectors

- 1 | The stainless steel retaining claw provides a force lock for retaining the pipe securely
- 2 | Oil-resistant O-ring for complete impermeability, even with oil containing compressed air
- 3 | Spacer washer for centring the pipe in the fitting exactly



Socket system 15-28 mm

Laid, extended and modified in an instant



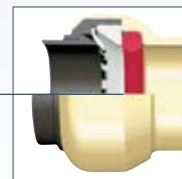
Huge time savings with simple, quick assembly of pipes and connectors



Flexible system for simple release and reconnection



Large number of stainless steel retaining claws hold the pipe securely in the plug connectors



Resistant O-ring ensures complete impermeability, even if the air contains oil



Example: T-branch push-in connexion STV-TS22

For small and medium-sized workshops: Lay pipelines quickly and easily with a few hand movements with the practical „Click it“ system and extend or modify existing pipelines – the flexible plug-in system offers a wide selection of different connectors.

With TÜV certificate.

Socket system 15-28 mm

Polyamide pipes



- Polyamide (PA) for greater flexibility
- Pipe shears cut pipelines to length in a single cut

✓	Free of silicone
✓	Black UV-resistant pipes, suitable for outdoor installation

	Designation	Model	Art. no.	System/dia.				Length (m)
				15	18	22	28	
	Rolled pipe, grey ¹⁾	DLR-R-PA-G 15x12mm/25m	DGKE815109	■				25
		DLR-R-PA-G 18x14mm/25m	DGKE818109		■			25
		DLR-R-PA-G 22x18mm/25m	DGKE822109			■		25
		DLR-R-PA-G 28x23mm/25m	DGKE828109				■	25
	Lengths of pipe, grey ²⁾	DLR-S-PA-G 15x12mm/6m	DGKE815107	■				6
		DLR-S-PA-G 18x14mm/6m	DGKE818107		■			6
		DLR-S-PA-G 22x18mm/6m	DGKE822107			■		6
		DLR-S-PA-G 28x23mm/6m	DGKE828107				■	6
	Rolled pipe, black ¹⁾	DLR-R-PA-S 15x12mm/25m	DGKE815100	■				25
		DLR-R-PA-S 18x14mm/25m	DGKE818100		■			25
		DLR-R-PA-S 22x18mm/25m	DGKE822100			■		25
		DLR-S-PA-S 22x18mm/6m	DGKE822106			■		6

¹⁾ Max. operating pressure for rolled pipe: 14 bar at -20 °C to ≤ +20 °C; 11 bar at +20 °C to ≤ +50 °C

²⁾ Max. operating pressure for lengths of pipe: 16 bar at -20 °C to ≤ +20 °C; 11 bar at +20 °C to ≤ +50 °C

Special aluminium alloy pipes



- Ideal as a main pipe as lightweight, stable and easy to lay using few pipe clips
- Low linear expansion ideal for large fluctuations in temperature
- Pipe protected by outer coating in RAL colour 7001 (corresponds to DIN 2403)

✓	UV-resistant and suitable for outdoor installation
✓	Free of silicone

	Designation	Model	Art. no.	System/dia.				Length (m)
				15	18	22	28	
	Lengths of pipe, grey ¹⁾	DLR-ALU-G 15x12mm/6m	DGKE815205	■				6
		DLR-ALU-G 18x15mm/6m	DGKE818205		■			6
		DLR-ALU-G 22x18mm/6m	DGKE822205			■		6
		DLR-ALU-G 28x24mm/6m	DGKE828205				■	6

¹⁾ Max. operating pressure: 16 bar at -20 °C to ≤ +50 °C

Click-it brass plug connector

- Simple, quick assembly for huge time savings
- Flexible system for simple release and reconnection
- Resistant O-ring made from NBR ensures complete impermeability, even if the air contains oil
- Large number of stainless steel retaining claws hold the pipe securely in the plug connectors

Material: Brass	✓
Free of silicone	✓
Max. operating pressure: 16 bar at -20 °C to ≤ +50 °C	✓



Model	Art. no.	System/dia.				Designation	
		15	18	22	28		
STV-GES15-G1/2a	DGKE815335	■				Straight male push-in connexion	
STV-GES18-G3/4a	DGKE818334		■				
STV-GES18-G 1/2a	DGKE818335		■				
STV-GES22-G3/4a	DGKE822334			■			
STV-GES22-G1/2a	DGKE822335			■		Straight female push-in connexion	
STV-GES28-G1a	DGKE828335				■		
STV-GES15-G1/2i	DGKE815333	■					
STV-GES18-G1/2i	DGKE818332		■			Straight push-in connexion	
STV-GES18-G3/4i	DGKE818333		■				
STV-GES22-G1/2i	DGKE822332			■			
STV-GES22-G3/4i	DGKE822333			■			
STV-GES28-G1i	DGKE828333				■	Right-angle plug connector 90°	
STV-GS15	DGKE815337	■					
STV-GS18	DGKE818337		■				
STV-GS22	DGKE822337			■			
STV-GS28	DGKE828337				■	Angle plug connector 45°	
STV-W90-15	DGKE815338	■					
STV-W90-18	DGKE818338		■				
STV-W90-22	DGKE822338			■			
STV-W90-28	DGKE828338				■	Angle male push-in connexion	
STV-W45-15	DGKE815355	■					
STV-W45-18	DGKE818355		■				
STV-W45-22	DGKE822355			■			
STV-W45-28	DGKE828355				■	T-branch push-in connexion	
WV15-G1/2a	DGKE815336	■					
WV18-G1/2a	DGKE818336		■				
WV22-G 3/4a	DGKE822336			■			
WV28-G1a	DGKE828336				■	Reducing push-in connexion	
STV-TS15	DGKE815339	■					
STV-TS18	DGKE818339		■				
STV-TS22	DGKE822339			■			
STV-TS28	DGKE828339				■	Sliding sleeve	
STV-TS22-15-22	DGKE822330	■					
STV-TS22-18-22	DGKE822331		■				
STV-TS28-18-18	DGKE828328		■				
STV-TS28-22-22	DGKE828329			■		Blind cap	
STV-TS28-18-28	DGKE828330		■				
STV-TS28-22-28	DGKE828331			■			
STV-GRS-22ax15i	DGKE822341	■					
STV-GRS 22a x 18i	DGKE822351		■			Connecting adapter <i>Please note: it is mandatory to insert a notch into the connecting piece with the all-purpose tool STS-EG 12-28!</i>	
STV-GRS 28a x 18i	DGKE828340		■				
STV-GRS 28a x 22i	DGKE828341			■			
STV-SM 15	DGKE815352	■					
STV-SM 18	DGKE818352		■			Connecting adapter <i>Please note: it is mandatory to insert a notch into the connecting piece with the all-purpose tool STS-EG 12-28!</i>	
STV-SM 22	DGKE822352			■			
STV-SM 28	DGKE828352				■		
STV-BK 15	DGKE815314	■				Connecting adapter <i>Please note: it is mandatory to insert a notch into the connecting piece with the all-purpose tool STS-EG 12-28!</i>	
STV-BK 18	DGKE818314		■				
STV-BK 22	DGKE822314			■			
STV-BK 28	DGKE828314				■		
VST15xG1/2a	DGKE815360	■				Connecting adapter <i>Please note: it is mandatory to insert a notch into the connecting piece with the all-purpose tool STS-EG 12-28!</i>	
VST18xG1/2a	DGKE818360		■				
VST18xG3/4a	DGKE818361		■				
VST22xG1/2a	DGKE822360			■			
VST22xG3/4a	DGKE822361			■			
VST28xG1a	DGKE828361				■		

Socket system 15-28 mm

Air shut-off cock



- Simple shut-off function ensures a high degree of energy efficiency and safety of the supply network
- For shutting off individual areas of a stub, ring or outlet line
- Plug connector not preassembled



Model	Art. no.	System/dia.			
		15	18	22	28
STS-LAH 15-2GES 15 ¹⁾	DGKE815350	■			
STS-LAH 18-2GES 18 ¹⁾	DGKE818350		■		
STS-LAH 22-2GES 22 ¹⁾	DGKE822350			■	
STS-LAH 28-2GES 28 ¹⁾	DGKE828350				■

¹⁾ Max. operating pressure: 16 bar at -20 °C to ≤ +50 °C

Assembly aids

	Designation	Model	Art. no.	System/dia.				Support thickness (mm)	Packaging unit (pc.)
				15	18	22	28		
	Pipe clips	RK15grau/25	DGKE815425	■				25	
		RK18grau/25	DGKE818425		■			25	
		RK22grau/25	DGKE822425			■		25	
		RK28grau/25	DGKE828425				■	25	
	Fastening set for pipe clips	BEFG 4x35,0-S6/100	DGKB030203					100	
	Pipe clamps	RSL 15-19mm/25	DGKE818448	■	■			25	
		RSL 21-23mm/25	DGKE822448			■		25	
		RSL 26-28mm/25	DGKE828448				■	25	
		SS-M 8 x 80	DGKB030204						
	Hanger bolt for pipe clamps								
	Disassembly pliers	STS-DZ 15	DGKB322670	■					
		STS-DZ 18	DGKB322671		■				
		STS-DZ 22	DGKB322672			■			
		STS-DZ 28	DGKB322673				■		
	Disassembly clip	STS-DMC 15	DGKB322674	■					
		STS-DMC 18	DGKB322675		■				
		STS-DMC 22	DGKB322676			■			
		STS-DMC 28	DGKB322677				■		

All-purpose tool

- For chamfering and deburring aluminium pipes, marking insertion depths and notching indentations on hard surfaces (e.g. V4A pipelines)

Model	Art. no.
STS-EG 12-28	DGKB322678



Pipe shears

- For cutting PA pipes, max. dia. 28 mm (with reversible blade)
- With impact function

Model	Art. no.
RS 28 PA	DGKD200602
MR-RS 28 PA / 2	DGKB322687



Pipe cutter

- For aluminium and stainless steel pipes, dia. 15-32 mm

Model	Art. no.
R0S 32 Alu	DGKD200108
MR-RS 32 Alu	DGKB322291



Deburring tool

- For deburring plastic, aluminium and stainless steel pipes
- For inner and outer diameters up to 35 mm

Model	Art. no.
EG 35 PA-Alu-V4A	DGKB800552



Deburring blade

- For deburring the inner diameter of aluminium pipes

Model	Art. no.
EG-Alu	DGKD200603



Anti-friction agent

- For easy installation of compressed air pipes
- Free of silicone

Model	Art. no.
GMI 65	DGKB111015



With TÜV certificate.

Socket system 15-28 mm

Sticker



- For labelling pipelines according to VBG 1, DIN 2403

Model	Art. no.	Contents	Dimensions (mm)
AK-Druckluft klein RL-Sy	DGKB800600	Sheet with 10 stickers	75x16
AK-Kondensat	DGKB800602	Sheet with 10 stickers	75x16

Thread-locking fluid



- For sealing and securing metal screw fittings under medium load

Model	Art. no.
SSI 10ml	DGKE771142
SSI 50ml	DGKE771140

Sealant



- Polytetrafluoroethylene sealing tape BND: 12 mm wide; 0.1 mm thick (10 reels in pack)

Model	Art. no.
BND-12mx12mm/10	DGKE770125

Pipe sockets 15-22 mm


Innovative and flexible –
for greater economic efficiency



Extremely durable
body made of impact-resistant, glass-fibre reinforced polyamide



Very flexible,
can be used as an input block, through block, distribution block or dead-end distribution block



Uncomplicated assembly
because the screens of the Basic sockets also serve as drilling templates and spirit level supports



Great flexibility
with top sockets available in three different versions



Protection of lines
as the air outlet is directed downwards to avoid bending hoses

Example: Basic „RLD-B 2x1/2i“ and Top „RLD-T 4x1/2i“ pipe sockets

Install perfect compressed air outlets in the pipe system for each workplace – versatile pipe sockets are fully compatible with the Schneider airsystems pipe system and various attachment parts, and can be extended by fitting additional outlet components.

Midi pipe sockets

Assemble the pipe sockets exactly as you need them.

Basic sockets are available for each system. These can then be individually fitted with the required outflows and elements.

This section explains the designation of the inflows and outflows for the Midi pipe sockets:



EVM 3/8-1/2



EVM 2 x 3/8-1/2



STS-LDDM 3/8-2x1/2

Midi pipe sockets



- Extremely versatile, with input blocks, through blocks and dead-end distribution blocks

✓	For wall and ceiling mounting
✓	Max. operating pressure: 16 bar at -20 °C to ≤ +50 °C

	Designation	Model	Art. no.
	Midi dead-end distribution block	EVM 3/8-1/2	DGKE800212
		EVM 2 x 3/8-1/2	DGKE800213
		STS-LDDM 3/8-2x1/2	DGKE800214

Basic pipe sockets

- Basic sockets with integrated plug connectors for simple connection of the pipeline

For wall and ceiling mounting	✓
Including removable screen, which can be used as a drilling template	✓
Max. operating pressure: 16 bar at -20 °C to ≤ +50 °C	✓



Model	Art. no.	Designation	
RLD-B 2x1/2i	DGKE800230		
RLD-B 3x1/2i	DGKE800231	Basic pipe socket G1/2"i dimensions without screen LxWxH: 85x85x45 mm, with screen 48 mm high	
RLD-B 4x1/2i	DGKE800232		
RLD-B 6x1/2i	DGKE800233		
RLD-B 4x1i-1/2i	DGKE800234		Basic pipe socket G1" Dimensions LxWxH: 90x90x53 mm

Top pipe sockets


- Ausschließlich für die Montage auf einer Basisdose

Top socket including fastening material and sealing	✓
Max. operating pressure: 16 bar at -20 °C to ≤ +50 °C	✓



Model	Art. no.	Designation	
RLD-T 2x1/2i	DGKE800240	Pipe socket Top G1/2"	
RLD-T 3x1/2i	DGKE800241		
RLD-T 4x1/2i	DGKE800242		

AIRnet pipe system model overview

Pipes	PF-Series	Black Series	Clamp bracket series	System transitions/ assembly material	Tools
					
Page 124	Page 125	Page 128	Page 130	Page 132/133	Page 135

AIRnet pipe system 20-158 mm

Quick, simple and reliable



Components are interchangeable within the series



Quick connections for installation with no time-consuming flanging, soldering or glueing on the pipe



Adapter units ensure a smooth transition to any other available pipe network

Example: Reduction T-piece

For large workshops and industrial plants:
The AIRnet pipe system from 20-158 mm.
Robust, corrosion-resistant materials guarantee a maintenance-free system that can be used at pressures of up to 16 bar.

Maximum operating pressure 16 bar at -20 °C to +80 °C.

Pipe system 20-158 mm

Special aluminium alloy pipes



- Ideal as a main line as it is lightweight, stable and easy to lay with few pipe clamps
- Low linear expansion ideal for large fluctuations in temperature
- Pipe is protected by outer coating (polyester powder coating) in RAL 5012 (blue) or RAL 6018 (green) colours

✓	UV-resistant and suitable for outdoor installation
✓	Lengths of pipe
✓	Free of silicone

	Designation	Model	Art. no.	Dia. (mm)	Length (m)	Material	Content in units
 <p>Blue pipes 5.70 m Lengths of pipe</p>		Alu - Rohr D20 L=5,7m Q=10	2811100010	20	5.70	Aluminium	10
		Alu - Rohr D25 L=5,7m Q=10	2811200010	25	5.70	Aluminium	10
		Alu - Rohr D40 L=5,7m Q=5	2811400005	40	5.70	Aluminium	5
		Alu - Rohr D50 L=5,7m Q=4	2811500004	50	5.70	Aluminium	4
		Alu - Rohr D63 L=5,7m Q=3	2811600003	63	5.70	Aluminium	3
		Alu - Rohr D80 L=5,7m Q=2	2811700002	80	5.70	Aluminium	2
		Alu - Rohr D100 L=5,7m Q=1	2811800000	100	5.70	Aluminium	1
 <p>Blue pipes 2.85 m Lengths of pipe</p>		Alu - Rohr D20 L=2,85m Q=10	2811106310	20	2.85	Aluminium	10
		Alu - Rohr D25 L=2,85m Q=10	2811206310	25	2.85	Aluminium	10
		Alu - Rohr D40 L=2,85m Q=5	2811406305	40	2.85	Aluminium	5
		Alu - Rohr D50 L=2,85m Q=4	2811506304	50	2.85	Aluminium	4
		Alu - Rohr D63 L=2,85m Q=3	2811606303	63	2.85	Aluminium	3
 <p>Green pipes 5.70 m For inert gases Lengths of pipe</p>		Alu - Rohr D20 L=5,7m Q=5 N2	2811106105	20	5.70	Aluminium	5
		Alu - Rohr D25 L=5,7m Q=5 N2	2811206105	25	5.70	Aluminium	5
 <p>Blue S-pipes Lengths of pipe</p>		Alu S-Rohr D20 Q=5	2811106705	20	0.44	Aluminium	5
		Alu S-Rohr D25 Q=5	2811206705	25	0.46	Aluminium	5

Pipe system 20-158 mm

PF-Series














- Very robust and weather-resistant
- „Push-to-fit“ technology: Can be used with pipe diameters from 20 mm - 50 mm
- Compatible with special aluminium alloy pipes







Model	Art. no.	Dia. (mm)	Material	Content in units	Designation	
Verbindungsmuffe PF-S D20	2811100280	20	Polymer	1	Connector sleeve	 silicone-free
Verbindungsmuffe PF-S D25	2811200280	25	Polymer	1		
Verbindungsmuffe PF-S D40	2811400280	40	Polymer	1		
Verbindungsmuffe PF-S D50	2811500280	50	Polymer	1		
Reduzier Verbinder PF-S D25 x D20	2811212180	25/20	Polymer	1	Reduction connector	 silicone-free
Reduzier Verbinder PF-S D40 x D25	2811422180	40/25	Polymer	1		
Reduzier Verbinder PF-S D50 x D40	2811542180	50/40	Polymer	1		
Adapter Einheit PF-S D20 x G3/4" i	2811111380	20	Polymer/aluminium	1	Adapter unit	 silicone-free
Adapter Einheit PF-S D25 x G1" i	2811221380	25	Polymer/aluminium	1		
Adapter Einheit PF-S D40 x G1-1/2" i	2811441380	40	Polymer/aluminium	1		
Adapter Einheit PF-S D50 x G2" i	2811551380	50	Polymer/aluminium	1		
Anschlussstück PF-S D20 x R1/2" a	2811101780	20	Polymer	1	Connecting piece	 silicone-free
Anschlussstück PF-S D20 x R3/4" a	2811111780	20	Polymer	1		
Anschlussstück PF-S D25 x R3/4" a	2811211780	25	Polymer	1		
Anschlussstück PF-S D25 x R1" a	2811221780	25	Polymer	1		
Anschlussstück PF-S D40 x R1-1/4" a	2811431780	40	Polymer	1		
Anschlussstück PF-S D40 x R1-1/2" a	2811441780	40	Polymer	1		
Anschlussstück PF-S D50 x R1-1/2" a	2811541780	50	Polymer	1		
Anschlussstück PF-S D50 x R2" a	2811551780	50	Polymer	1		
T-Stueck PF-S D20	2811100580	20	Polymer	1	T-piece	 silicone-free
T-Stueck PF-S D25	2811200580	25	Polymer	1		
T-Stueck PF-S D40	2811400580	40	Polymer	1		
T-Stueck PF-S D50	2811500580	50	Polymer	1		
Red. T-Stueck PF-S D25 x D20	2811210780	25/20	Polymer	1	Reduction T-piece	 silicone-free
Red. T-Stueck PF-S D40 x D20	2811410780	40/20	Polymer	1		
Red. T-Stueck PF-S D40 x D25	2811420780	40/25	Polymer	1		
Red. T-Stueck PF-S D50 x D20	2811510780	50/20	Polymer	1		
Red. T-Stueck PF-S D50 x D25	2811520780	50/25	Polymer	1		
Red. T-Stueck PF-S D50 x D40	2811540780	50/40	Polymer	1		
Red. T-Stueck PF-S D20 x G3/8" i	2811000880	20	Polymer/aluminium	1	Reduction T-piece	 silicone-free
Red. T-Stueck PF-S D20 x G1/2" i	2811100880	20	Polymer/aluminium	1		
Red. T-Stueck PF-S D25 x G1/2" i	2811200880	25	Polymer/aluminium	1		
Red. T-Stueck PF-S D25 x G3/4" i	2811210880	25	Polymer/aluminium	1		
Red. T-Stueck PF-S D40 x G1" i	2811420880	40	Polymer/aluminium	1		
Red. T-Stueck PF-S D50 x G1" i	2811520880	50	Polymer/aluminium	1		
90° Bogen PF-S D20	2811100380	20	Polymer	1	90° bend	 silicone-free
90° Bogen PF-S D25	2811200380	25	Polymer	1		
90° Bogen PF-S D40	2811400380	40	Polymer	1		
90° Bogen PF-S D50	2811500380	50	Polymer	1		
45° Bogen PF-S D20	2811100480	20	Polymer	1	45° bend	 silicone-free
45° Bogen PF-S D25	2811200480	25	Polymer	1		
45° Bogen PF-S D40	2811400480	40	Polymer	1		
45° Bogen PF-S D50	2811500480	50	Polymer	1		
Endkappe D20 PF-S	2811100680	20	Polymer	1	End cap	 silicone-free
Endkappe D25 PF-S	2811200680	25	Polymer	1		
Endkappe D40 PF-S	2811400680	40	Polymer	1		
Endkappe D50 PF-S	2811500680	50	Polymer	1		

Pipe system 20-158 mm

PF-Series



	Designation	Model	Art. no.	Dia. (mm)	Material	Content in units
 silicone-free	Quick-connection piece	Schnellanschlussstück PF-S D25 x D20	2811211080	25/20	Polymer	1
		Schnellanschlussstück PF-S D40 x D20	2811411080	40/20	Polymer	1
		Schnellanschlussstück PF-S D40 x D25	2811421080	40/25	Polymer	1
		Schnellanschlussstück PF-S D50 x D20	2811511080	50/20	Polymer	1
		Schnellanschlussstück PF-S D50 x D25	2811521080	50/25	Polymer	1
 silicone-free	Quick-connection piece	Schnellanschlussstück PF-S D25 x G1/2" i	2811201180	25	Polymer/aluminium	1
		Schnellanschlussstück PF-S D40 x G1/2" i	2811401180	40	Polymer/aluminium	1
		Schnellanschlussstück PF-S D40 x G3/4" i	2811411180	40	Polymer/aluminium	1
		Schnellanschlussstück PF-S D50 x G1/2" i	2811501180	50	Polymer/aluminium	1
		Schnellanschlussstück PF-S D50 x G3/4" i	2811511180	50	Polymer/aluminium	1
 silicone-free	Tapping clamp	Anbohrschelle D50	1621215601	50	Steel	1
 containing silicone	Ball valve	AIRnet Kugelhahn PF-S D20	2811105181	20	Brass	1
		AIRnet Kugelhahn PF-S D25	2811205181	25	Brass	1
		AIRnet Kugelhahn PF-S D40	2811405181	40	Brass	1
		AIRnet Kugelhahn PF-S D50	2811505181	50	Brass	1
 containing silicone	Ball valve	AIRnet Kugelhahn PF-S D20 x G3/4" i	2811115281	20	Brass	1
		AIRnet Kugelhahn PF-S D25 x G1" i	2811225281	25	Brass	1
		AIRnet Kugelhahn PF-S D40 x G1-1/2" i	2811445281	40	Brass	1
		AIRnet Kugelhahn PF-S D50 x G2" i	2811555281	50	Brass	1
 silicone-free	Adapter attachment	Adapter Aufsatz PF-S D20 x G3/8" i	2811001980	20	Aluminium	1
		Adapter Aufsatz PF-S D20 x G1/2" i	2811101980	20	Aluminium	1
		Adapter Aufsatz PF-S D25 x G1/2" i	2811201980	25	Aluminium	1
		Adapter Aufsatz PF-S D25 x G3/4" i	2811211980	25	Aluminium	1
		Adapter Aufsatz PF-S D40 x G1" i	2811421980	40	Aluminium	1
		Adapter Aufsatz PF-S D50 x G1-1/2" i	2811541980	50	Aluminium	1
		Adapter Aufsatz PF-S D50 x G2" i	2811551980	50	Aluminium	1
 silicone-free	Distribution box	Verteilerdose PF-S D20 x G1/2" i	2811104080	20	Brass	1
		Verteilerdose PF-S D25 x G1/2" i	2811204080	25	Brass	1
 silicone-free	Distribution box	Verteilerdose PF-S D20 mit 3 x G1/2" a	2811102380	20	Brass	1
		Verteilerdose PF-S D25 mit 3 x G1/2" a	2811202380	25	Brass	1
 silicone-free	Distribution box	Verteilerdose R1/2" a m. 3 x G1/2" i + KAV	2811002580	1/2"	Brass	1
		Verteilerdose R3/4" a m. 3 x G1/2" i + KAV	2811102580	3/4"	Brass	1
 silicone-free	Distribution box plug	Stopfen Verteilerdose G1/2" a Q=2	2811007402	1/2"	Brass	1
 silicone-free	Distributor	Verteiler PF-S D20 mit 6 x G1/2" i	2811104280	20	Polymer	1
		Verteiler PF-S D25 mit 6 x G1/2" i	2811204280	25	Polymer	1
 silicone-free	Pipe clamp	AIRnet Rohrklemme PF-S D20 M6 Q=20	2811102220	20	Polymer	20
		AIRnet Rohrklemme PF-S D25 M6 Q=20	2811202220	25	Polymer	20
		AIRnet Rohrklemme PF-S D40 M6 Q=20	2811402220	40	Polymer	20
		AIRnet Rohrklemme PF-S D50 M6 Q=20	2811502220	50	Polymer	20
 silicone-free	Spacer piece	Distanzstueck 15 mm Q=10	2811002710	20/25	Polymer	10
		Distanzstueck 20 mm Q=10	2811012710	40/80 ¹⁾	Polymer	10
		Distanzstueck 30 mm Q=10	2811022710	40/80 ¹⁾	Polymer	10

PF-Series



Model	Art. no.	Dia. (mm)	Material	Content in units	Designation	
Leitungsband Verb.muffe PF-S D20 -D25 Q=5	2811100290	20/25		5	Conductivity strap Connector sleeve	 silicone-free
Leitungsband Verb.muffe PF-S D40 Q=5	2811400290	40		5		
Leitungsband Verb.muffe PF-S D50 Q=5	2811500290	50		5		
Leitungsband Bogen 90° PF-S D20 Q=5	2811100390	20		5	Conductivity strap 90° bend	 silicone-free
Leitungsband Bogen 90° PF-S D25 Q=5	2811200390	25		5		
Leitungsband Bogen 90° PF-S D40 Q=5	2811400390	40		5		
Leitungsband Bogen 90° PF-S D50 Q=5	2811500390	50		5	Conductivity strap 45° bend	 silicone-free
Leitungsband Bogen 45° PF-S D20 Q=5	2811100490	20		5		
Leitungsband Bogen 45° PF-S D25 Q=5	2811200490	25		5		
Leitungsband Bogen 45° PF-S D40 Q=5	2811400490	40		5	Conductivity strap T-piece	 silicone-free
Leitungsband Bogen 45° PF-S D50 Q=5	2811500490	50		5		
Leitungsband T-Stück PF-S D20 Q=5	2811100590	20		5		
Leitungsband T-Stück PF-S D25 Q=5	2811200590	25		5		
Leitungsband T-Stück PF-S D40 Q=5	2811400590	40		5		
Leitungsband T-Stück PF-S D50 Q=5	2811500590	50		5		

¹⁾ In combination with the 15 mm spacer piece also for D20/D25



PF series spare parts

Model	Art. no.	Dia. (mm)	Material	Content in units	Designation	
Ersatzmutter PF-S D20 Q=12	2811100112	20	Polymer	12	Replacement nut	 silicone-free
Ersatzmutter PF-S D25 Q=12	2811200112	25	Polymer	12		
Ersatzmutter PF-S D40 Q=12	2811400112	40	Polymer	12		
Ersatzmutter PF-S D50 Q=12	2811500112	50	Polymer	12		
O-Ring Satz PF-S SAS D25 Q=10	2811206510	25	NBR	10	O-ring set	 silicone-free
O-Ring Satz PF-S SAS D40 - D50 Q=10	2811406510	40-50	NBR	10		

PF series connection material

Model	Art. no.	Dia. (mm)	Material	Content in units	Designation	
Schlauch D20 Gerade 0,75 m	2810105500	20		1	Straight hose	 containing silicone
Schlauch D20 Gerade 1,5 m	2810115500	20		1		
Schlauch D25 Gerade 0,75 m	2810205500	25		1		
Schlauch D25 Gerade 1,5 m	2810215500	25		1		
Schlauch D40 Gerade 1,5 m	2810415500	40		1		
Schlauch D50 Gerade 1,5 m	2810515500	50		1		
Schlauch D40 90° 1m	2810405500	40		1	90° hose	 containing silicone
Schlauch D50 90° 1m	2810505500	50		1		

PF series accessories

Model	Art. no.	Dia. (mm)	Material	Content in units	Designation	
AIRnet Demobox D25 - D50 PF-Series	2811004600	20-50	-	1	Demobox	
Leitungsschelle D20 - D158	2810019100	20-158		1	Line clamp	

Pipe system 20-158 mm







Black Series



- Very robust and weather-resistant
- „Push-to-torque“ technology: Can be used with pipe diameters from 63 mm - 80 mm
- Compatible with special aluminium alloy pipes



	Designation	Model	Art. no.	Dia. (mm)	Material	Content in units
 silicone-free	Connector sleeve	Verbindungs-muffe B-S D63	2811600280	63	Aluminium	1
		Verbindungs-muffe B-S D80	2811700280	80	Aluminium	1
 silicone-free	Reduction connector	Reduzier Verbinder B-S D80 x D63	2811762180	80/63	Aluminium	1
 silicone-free	Adapter/screw fitting	Adapter Einheit B-S D63 x G2-1/2" i	2811661980	63	Aluminium	1
		Flachd. Verschraubung B-S D63 x G2-1/2" i	2811661380	63	Aluminium	1
		Flachd. Verschraubung B-S D80 x G3" i	2811771380	80	Aluminium	1
 silicone-free	Connecting piece	Anschlusstück B-S D63 x R2" a	2811651780	63	Aluminium	1
		Anschlusstück B-S D63 x R2-1/2" a	2811661780	63	Aluminium	1
		Anschlusstück B-S D80 x R2-1/2" a	2811761780	80	Aluminium	1
		Anschlusstück B-S D80 x R3" a	2811771780	80	Aluminium	1
 silicone-free	T-piece	T-Stueck B-S D63	2811600580	63	Aluminium	1
		T-Stueck B-S D80	2811700580	80	Aluminium	1
 silicone-free	Reduction T-piece	Red. T-Stueck D80 x D63	2811760780	80/63	Aluminium	1
 silicone-free	Reduction T-piece	Red. T-Stück B-S D63 x G2" i	2811650880	63	Aluminium	1
		Red. T-Stück B-S D80 x G2-1/2" i	2811760880	80	Aluminium	1
		Red. T-Stück B-S D80 x G3" i	2811770880	80	Aluminium	1
 silicone-free	90° bend	90° Bogen B-S D63	2811600380	63	Aluminium	1
		90° Bogen B-S D80	2811700380	80	Aluminium	1
 silicone-free	45° bend	45° Bogen B-S D63	2811600480	63	Aluminium	1
		45° Bogen B-S D80	2811700480	80	Aluminium	1
 silicone-free	End cap	Endkappe D63 B-S	2811600680	63	Polymer	1
		Endkappe D80 B-S	2811700680	80	Polymer	1
 silicone-free	Quick-connection piece	Schnellanschlussstück B-S D63 x D20	2811611080	63/20	Polymer	1
		Schnellanschlussstück B-S D63 x D25	2811621080	63/25	Polymer	1
		Schnellanschlussstück B-S D80 x D20	2811711080	80/20	Polymer	1
		Schnellanschlussstück B-S D80 x D25	2811721080	80/25	Polymer	1
 silicone-free	Quick-connection piece	Schnellanschlussstück B-S D63 x G1/2" i	2811601180	63	Polymer	1
		Schnellanschlussstück B-S D63 x G3/4" i	2811611180	63	Polymer	1
		Schnellanschlussstück B-S D80 x G1/2" i	2811701180	80	Polymer	1
		Schnellanschlussstück B-S D80 x G3/4" i	2811711180	80	Polymer	1
 silicone-free	Tapping clamp	Anbohrschelle D63	1621215602	63	Steel	1
		Anbohrschelle D80	1621215603	80	Steel	1

Black Series



Model	Art. no.	Dia. (mm)	Material	Content in units	Designation	
Ventilklappe B-S D63 Q=8 ¹⁾	2811605180	63	Steel	8	Valve flap	 containing silicone
Ventilklappe B-S D80 Q=8 ¹⁾	2811705180	80	Steel	8		
Ventilklappe B-S D63 x G2-1/2" i ¹⁾	2811665280	63	Steel	1	Valve flap	 containing silicone
Ventilklappe B-S D80 x G3" i ¹⁾	2811775280	80	Steel	1		
Flansch B-S D63 EN	2811605480	63	Aluminium	1	Flange	 silicone-free
Flansch B-S D80 EN	2811705480	80	Aluminium	1		
Adapter Aufsatz B-S D63 x G2" i	2811651980	63	Aluminium	1	Adapter attachment	 silicone-free
Adapter Aufsatz B-S D80 x G2-1/2" i	2811761980	80	Aluminium	1		
Adapter Aufsatz B-S D80 x G3" i	2811771980	80	Aluminium	1		
AlRnet Rohrklemme B-S D63 M8 Q=20	2811602220	63	Polymer	20	Pipe clamp	 silicone-free
AlRnet Rohrklemme B-S D80 M8 Q=20	2811702220	80	Polymer	20		
Flansch Abstandshalter B-S D80 Q=10	2810022710	80	Polymer	10	Flange	 silicone-free

¹⁾ Corresponding valve mounting must also be ordered for both diameters.




Black series spare parts

Model	Art. no.	Dia. (mm)	Material	Content in units	Designation	
Ersatzmutter B-S D63 Q=6	2811606006	63	Aluminium	6	Replacement nut	 silicone-free
Ersatzmutter B-S D80 Q=6	2811706006	80	Aluminium	6		
O-Ring Satz B-S D63 Q=10	2810606510	63	NBR	10	O-ring set	 silicone-free
O-Ring Satz B-S D80 Q=10	2810706510	80	NBR	10		
O-Ring Satz B-S SAS D63 - D80 Q=10	2811606510	63-80	NBR	10		

Black series connection material

Model	Art. no.	Dia. (mm)	Material	Content in units	Designation	
Schlauch D63 Gerade 1,5m	2810615500	63		1	Straight hose	 containing silicone
Schlauch D80 Gerade 1,5 m	2810715500	80		1		
Schlauch D63 90° 1m	2810605500	63		1	90° hose	 containing silicone
Schlauch D80 90° 1m	2810705500	80		1		

Black series accessories

Model	Art. no.	Dia. (mm)	Material	Content in units	Designation	
Ventilhalterung B-S D63	2810000638	63	Steel	1	Valve mounting	
Ventilhalterung B-S D80	2810000738	80	Steel	1		
Flanschdichtung D63	0650010016	63	Steel	1	Flange gasket	
Flanschdichtung D80	0650100127	80	Steel	1		
Leitungsschelle D20 - D158	2810019100	20-158		1	Line clamp	

Pipe system 20-158 mm

Clamp bracket series



- Very robust and weather-resistant
- „Clamp bracket“ technology: Can be used with pipe diameters from 100 mm - 158 mm
- Compatible with special aluminium alloy pipes




	Designation	Model	Art. no.	Dia. (mm)	Material	Content in units
 silicone-free	Connector sleeve	Verbindungsmuffe D100	2810880200	100	Steel	1
		Verbindungsmuffe D158	2810900200	158	Steel	1
 silicone-free	Reduction connector	Reduzier Verbinder D158 x D100 ¹⁾	2810982100	158/100	Aluminium	1
 silicone-free	T-piece	T-Stueck D100 ²⁾	2810800500	100	Aluminium	1
		T-Stueck D158 ²⁾	2810900500	158	Aluminium	1
 silicone-free	Reduction T-piece	Red. T-Stueck D158 x D100 ¹⁾	2810980700	158/100	Aluminium	1
 silicone-free	Reduction T-piece	Red. T-Stueck D100 x G1" i ¹⁾	2810820800	100	Aluminium	1
		Red. T-Stueck D158 x G1" i ¹⁾	2810920800	158	Aluminium	1
 silicone-free	90° bend	90° Bogen D100 ¹⁾	2810800300	100	Aluminium	1
		90° Bogen D158 ¹⁾	2810900300	158	Aluminium	1
 silicone-free	45° bend	45° Bogen D100 ¹⁾	2810800400	100	Aluminium	1
		45° Bogen D158 ¹⁾	2810900400	158	Aluminium	1
 silicone-free	End cap	Endkappe D100/D158	2810981600	100/158	Polymer	1
 silicone-free	Tapping clamp	Anbohrschelle D100 G1" i	1630020000	100	Steel	1
		Anbohrschelle D158 G1" i	1630020002	158	Steel	1
 containing silicone	Valve flap	Ventilklappe D100 Q=8 ³⁾	1606456104	100	Steel	1
		Ventilklappe D158 Q=8 ³⁾	2810905100	158	Steel	1
 silicone-free	Flange	Flansch D100 EU	2810815400	100	Steel	1
		Flansch D158 EU	2810915400	158	Steel	1
 silicone-free	Flange screw set	Schraubensatz Flansch D100 Q=8	2810015408	100	Steel	8
		Schraubensatz Flansch D158 Q=8	2810035408	158	Steel	8
 silicone-free	Valve/flange mounting	Ventil- / Flanschhalterung D100	2810806400	100	Steel	1
		Ventil- / Flanschhalterung D158	2810906400	158	Steel	1

¹⁾ For D100/D158, 2x connection sleeves are also required in each case.


²⁾ For D100/D158, 3x connection sleeves are also required in each case.

³⁾ Also required: 2x flange; 1x flange screw set; 1x valve mounting; 2x connection sleeve. Also required for D100: 2x flange gasket.



Clamp bracket series

Model	Art. no.	Dia. (mm)	Material	Content in units	Designation	
Flanschdichtung D100	0650010006	100	Steel	1	Flange gasket	 silicone-free
Flanschdichtung D158	0650100125	158	Steel	1		
AIRnet Rohrschelle D100 M10 Q=10	2810812210	100	Steel	10	Pipe clamp	 silicone-free
AIRnet Rohrschelle D158 M10 Q=10	2810902210	158	Steel	10		
Flansch Abstandshalter D100 Q=10	2810032710	100	Polymer	10	Flange spacer	 silicone-free

Clamp bracket series spare parts

Model	Art. no.	Dia. (mm)	Material	Content in units	Designation	
Ersatzschrauben/Stifte D100 Q=10/20	2810806010	100	Stahl	10/20	Spare screws/pins	

Clamp bracket series accessories

Model	Art. no.	Dia. (mm)	Material	Content in units	Designation	
AIRnet Demobox D100	2810084600	100	-	1	Demobox	
Leitungsschelle D20 - D158	2810019100	20-158		1	Line clamp	

Pipe system 20-158 mm

System transitions

	Designation	Model	Art. no.	Dia. (mm)	Material
 silicone-free	Reduction connector	Reduzier Verbinder B-S/PF-S D63 x D50	2811652181	63/50	Polymer
 silicone-free		Reduzier Verbinder D100 x D80 ¹⁾	2810872100	100/80	Aluminium
 silicone-free	Reduction socket	Reduzierstutzen B-S/PF-S D63 x D40 ²⁾	2811646280	63/40	Aluminium
		Reduzierstutzen B-S/PF-S D80 x D40 ²⁾	2811746280	80/40	Aluminium
		Reduzierstutzen B-S/PF-S D80 x D50 ²⁾	2811756280	80/50	Aluminium
 silicone-free	Reduction T-piece	Red. T-Stueck D63 x D50	2811650781	63/50	Polymer
		 silicone-free	Red. T-Stueck D100 x D50 ³⁾	2810850700	100/50
	Reduction T-piece	Red. T-Stueck D100 x D63 ³⁾	2810860700	100/63	Polymer
		Red. T-Stueck D100 x D80 ³⁾	2810870700	100/80	Polymer
		Red. T-Stueck D158 x D80 ³⁾	2810970700	158/80	Polymer

¹⁾ For D100, 1x connection sleeve is also required in each case.

²⁾ The reduction sockets must not be used with old D63/D80 Classic connections (previous series). Only compatible with the D63/D80 Black series.





³⁾ For D100/D158, 2x connection sleeves are also required in each case.

Cross-system assembly material

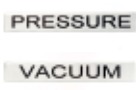

Model	Art. no.	Dia. (mm)	Material	Designation	
Trapez-Dachklemme 0,8 - 3 mm M8 Q=10	2810003910	M8	Steel	Trapezoidal roof clamp	
Trapez-Dachklemme 0,8 - 3 mm M6 Q=10	2810103910	M6	Steel		
Trägerklemme 2 - 3 mm M8 Q=10	2810003510	M8	Steel	Beam clamp	
Trägerklemme 3 - 8 mm M8 Q=10	2810013510	M8	Steel		
Trägerklemme 8 - 14 mm M8 Q=10	2810023510	M8	Steel		
Trägerklemme 14 - 20 mm M8 Q=10	2810033510	M8	Steel		
Trägerklemme 2 - 3 mm M6 Q=10	2810103510	M6	Steel		
Trägerklemme 3 - 8 mm M6 Q=10	2810113510	M6	Steel		
Trägerklemme 8 - 14 mm M6 Q=10	2810123510	M6	Steel		
Trägerklemme 14 - 20 mm M6 Q=10	2810133510	M6	Steel	Hang clamp	
Haengeklemme 1,5 - 4 mm M8 Q=10mm	2810003810	M8	Steel		
Haengeklemme 4 - 6,5 mm M8 Q=10mm	2810013810	M8	Steel		
Haengeklemme 1,5 - 4 mm M6 Q=10mm	2811103810	M6	Steel		
Haengeklemme 4 - 6,5 mm M6 Q=10mm	2811113810	M6	Steel	Beam bracket	
Trägerklammer 1,5 - 11 mm M8 Q=10	2810003610	M8	Steel		
Trägerklammer 1,5 - 11 mm M6 Q=10	2810103610	M6	Steel	Canalis clamp	
Canalis - Klemme 2 mm M6 Q=5	2810025005	M6	Steel		
Profilkanal 2000 mm x 50 mm x 27 mm Q=5	2810003005	-	Steel	Profile channel	
Wandbefestigung Profilkanal Q=5	2810003105	-	Steel	Profile channel wall mounting	
Auslegerarm 306mm Q=5	2810003205	-	Steel	Cantilever arm	
Auslegerarm 540mm	2810013200	-	Steel		
Schutzkappe Auslegerarm Q=10	2810003410	-	Polymer	Cantilever arm protective cap	
U-Montageklemme M6 Q=10	2810003710	M6	Steel	U-assembly clamp	
T-Bolzen M8 x 30 mm Q=10	2810003310	M8	Steel	T-bolt	
T-Bolzen M8 x 40 mm Q=10	2810013310	M8	Steel		
T-Bolzen M8 x 60 mm Q=10	2810023310	M8	Steel		
T-Bolzen M8 x 80 mm Q=10	2810033310	M8	Steel		
Rohrschellen Adapter M6 a - M8 i	2811007200	M6/M8	Steel	Pipe clamp adapter	
Gymna Kontakt Gel 0,5L	2810014800	-	Water-based	Contact gel	

Pipe system 20-158 mm






Connection technology

	Designation	Model	Art. no.	Dia. (mm)	Material
	Double nipple	Doppelnippel R1/2" a x R1/2" a	2811007600	1/2"	Brass
		Doppelnippel R3/4" a x R3/4" a	2811117600	3/4"	Brass
		Doppelnippel R1" a x R1" a	2811227600	1"	Brass
		Doppelnippel R1-1/2" a x R1-1/2" a	2811447600	1-1/2"	Brass
		Doppelnippel R2" a x R2" a	2811557600	2"	Brass
		Doppelnippel DN-G1 1/4a x G1 1/2a	DGKE030002	1-1/4"	Brass
		Doppelnippel DN-G1 1/2a x G2a	DGKE030003	1-1/2"	Brass
		Doppelnippel DN-G1 1/4a x G1 1/4a	DGKE030004	1-1/4"	Brass
		Doppelnippel DN-G1 1/2a x G2a	DGKE030001	1-1/2"	Brass
	Double nipple Detachable	Doppelnippel DNL-MS-R1/2a x R1/2a	DGKE030055	1/2"	Brass
		Doppelnippel DNL-MS-R3/4a x R3/4a	DGKE030056	3/4"	Brass
		Doppelnippel DNL-MS-R1a x R1a	DGKE030057	1"	Brass
		Doppelnippel DNL-G1 1/2i x G1 1/2i	DGKE030059	1-1/2"	Brass
		Doppelnippel DNL-G2i x G2i	DGKE030061	2"	Brass
		Doppelnippel DNL-G1 1/4i x G1 1/4i	DGKE030062	1-1/4"	Brass
	Reduction fitting	Reduzierstück RDS-G1a x G1/2i	DGKE770078	1"	Brass
		Reduzierstück RDS-G1a x G3/4i	DGKE770079	1"	Brass
		Reduzierstück RDS-G1 1/4a x G1/2i	DGKE770095	1-1/4"	Brass
		Reduzierstück RDS-G1 1/4a x G3/4i	DGKE770096	1-1/4"	Brass
		Reduzierstück RDS-G1 1/2a x G1i	DGKE770093	1-1/2"	Brass
		Reduzierstück RDS-G2a x G1i	DGKE770094	2"	Brass
		Reduzierstück RDS-G2a x G1 1/2i	DGKE770119	2"	Brass
		Reduzierstück RDS-G1 1/2a x G1 1/4i	DGKE770120	1-1/2"	Brass
		Reduzierstück RDS-G1 1/4a x G1i	DGKE770121	1-1/4"	Brass
		Reduzierstück RDS-G2a x G1 1/4i	DGKE770122	2"	Brass
		Reduzierstück RDS-G1 1/2a x G3/4i	DGKE770123	1-1/2"	Brass
		Reduzierstück RDS-G2a x G3/4i	DGKE770124	2"	Brass
	Sleeve	Muffe G1/2" i	2811007800	1/2"	Brass
		Muffe G3/4" i	2811117800	3/4"	Brass
		Muffe G1" i	2811227800	1"	Brass
		Muffe G1-1/4" i	2811337800	1-1/4"	Brass
		Muffe G1-1/2" i	2811447800	1-1/2"	Brass
		Muffe G2" i	2811557800	2"	Brass

Cross-system accessories






	Designation	Model	Art. no.	Dia. (mm)	Material
	Labels	Etikette - "Pressure" Q=5	2810806705	-	-
		Etikette - "Vakuum" Q=5	2810816705	-	-
	Design table	Tabelle - Auslegung Rohrleitungen Q=50	2946700447	-	-

PF series tools

Model	Art. no.	Dia. (mm)	Material	Designation	
Alu-Rohrschneider 6 - 66 mm	2810004000	20-50	-	Aluminium pipe cutter	
Entgratungsglocke 6 - 37 mm (KST)	2810004100	20-25	-	Deburring cone	
Entgratungsglocke 12 - 54 mm (ALU)	2810014100	20-50	-		
Bohraufsatz für SAS 14 mm	2810014300	25	-	Drill attachment	
Montageschlüssel Mutter D20 + Markierer	2811102800	20	-	Nut assembly key	
Montageschlüssel Mutter D25 + Markierer	2811202800	25	-		
Montageschlüssel Mutter D40 + Markierer	2811402800	40	-		
Montageschlüssel Mutter D50 + Markierer	2811502800	50	-		
AIRnet Toolbox D20 - D50 PF-Series ¹⁾	2811004500	20-50	-	Toolbox	

¹⁾ Content: Aluminium pipe cutter 6–66 mm; replacement blade; deburring cone 12–54 mm; deburring blade; drill holder for quick connections; PF series assembly key; Gymna contact gel and hexagon spanner

PF series and Black series tools

Model	Art. no.	Dia. (mm)	Material	Designation	
Ersatzschneideklinge 6 - 66 mm	2810034000	20-63	-	Replacement cutting blade	
Entgratungsmesser D 20 - 110 mm	2810004200	20-158	-	Deburring blade	
Bohrhalter für SAS 14 mm/24 mm	2810004400	100	-	Drill holder	
Bohraufsatz für SAS 100 mm	1630209000	25-80	-	Drill attachment	
Bohraufsatz für SAS 24 mm	2810024300	40-80	-		
Bandschlüssel D40 - D80	2810802800	40-80	-	Belt spanner	

Maximum operating pressure 16 bar at -20 °C to +80 °C.


Pipe system 20-158 mm

Black series tools

	Designation	Model	Art. no.	Dia. (mm)	Material
	Aluminium pipe cutter	Alu-Rohrschneider 48 - 116 mm	2810014000	40-100	-
	Nut assembly key	Montageschlüssel Mutter D63 + Markierer	2811602800	63	-
		Montageschlüssel Mutter D80 + Markierer	2811702800	80	-
	Connector assembly key	Montageschlüssel Verbinder D63 ²⁾	2811662800	63	-
		Montageschlüssel Verbinder D80 ²⁾	2811772800	80	-
	Torque spanner attachment	Aufsatz Drehmomentschlüssel B-S D63	2811612880	63	-
		Aufsatz Drehmomentschlüssel B-S D80	2811712880	80	-

²⁾ To hold fittings with just one screw fitting (e.g. connecting piece or end cap)

Black series and clamp bracket series tools




	Designation	Model	Art. no.	Dia. (mm)	Material
	Toolbox ¹⁾	AlRnet Toolbox D63 - D158	2811024500	63-158	-

¹⁾ Content: Aluminium pipe cutter 100-170 mm; replacement blade; 2x deburring blade; assembly key; pipe marker; torque spanner with attachment; Gymna contact gel

Clamp bracket series tools

	Designation	Model	Art. no.	Dia. (mm)	Material
	Aluminium pipe cutter	Alu-Rohrschneider 100 - 170 mm	2810024000	100-158	-
	Replacement cutting blade	Ersatzschneideklinge 100 - 170 mm	2810044000	100-158	-
	Deburring blade	Entgratungsmesser D 50 - 150 mm	2810064100	20-158	-
	Drill holder	Bohrhalter für SAS 100 mm	1630209100	100	-
	Torque spanner attachment	Aufsatz Drehmomentschlüssel D100/D158	0462101105	100-158	-
	Torque spanner	Drehmomentschlüssel D100/158	0462709421	100-158	-

Cross-system tools

Model	Art. no.	Dia. (mm)	Material	Designation	
Rohrmarkierer D20 - D158	2811022980	20-158	-	Pipe marker	
Elektrischer Rohrschneider 230V	2810054080	20-158	-	Electric pipe cutter	
Ersatzklinge elektr. Rohrschneider	2810074000	20-158	-	Electric pipe cutter replacement blades	

Hoses and workshop equipment model overview

				
<p>Air hoses</p>	<p>Pneumatic series</p>	<p>Hose retractor</p>	<p>Traction</p>	<p>Power and air supply units</p>
<p>Page 140</p>	<p>Page 142</p>	<p>Page 147</p>	<p>Page 147</p>	<p>Page 149</p>

Hoses and workshop equipment

For a perfectly organised workplace



For private use and professional workshop applications – hard-wearing fabric hoses, flexible Super-Flex hoses or durable polyurethane hoses for every application. For optimal workplace organisation and ergonomic work – hose rewinders, power and air supply units and tractions.

Air hoses

PVC hose with fabric inlay



Fig. DGKD740013



Fig. DGKD740040

- Particularly resistant against compressed air containing oil



Max. operating pressure 15 bar at 20 °C

Model	Art. no.	With quick-action coupling and plug nipple	Max. pressure (bar)	Outer dia. (mm)	Inside dia. (mm)	Length (m)
DLS-SK 11-6/5m	DGKD740003	x	15	11	6	5
DLS-SK 11-6/10m	DGKD740004	x	15	11	6	10
DLS 11-6/25m	DGKE740003		15	11	6	25
DLS 11-6/50m	DGKE740002		15	11	6	50
DLS-SK 15-9/5m	DGKD740012	x	15	15	9	5
DLS-SK 15-9/10m	DGKD740013	x	15	15	9	10
DLS 15-9/25m	DGKE740012		15	15	9	25
DLS 15-9/50m	DGKE740011		15	15	9	50
DLS-SK 18,6-13/10m	DGKD750021	x	15	18,6	13	10
DLS 18,6-13/25m	DGKE740022		15	18,6	13	25
DLS 18,6-13/50m	DGKE740021		15	18,6	13	50
DLS-SK-OA 15-9/10m	DGKD740040	x	15	15	9	10
DLS-OA 15-9/25m	DGKE740042		15	15	9	25

Super-Flex hose



Fig. DGKD730031



Fig. DGKE730033

- Reinforced external material for greater resistance to ageing and protection against compressed air containing oil
- Extremely flexible, even at low temperatures



PVC hose with fabric inlay



Max. operating pressure 15 bar at 20 °C

Model	Art. no.	With quick-action coupling and plug nipple	Max. pressure (bar)	Outer dia. (mm)	Inside dia. (mm)	Length (m)
DLS-SK-SF 11-6,3/5m	DGKD730030	x	15	11	6,3	5
DLS-SK-SF 11-6,3/10m	DGKD730033	x	15	11	6,3	10
DLS-SF 11-6,3/25m	DGKE730037		15	11	6,3	25
DLS-SF 11-6,3/50m	DGKE730031		15	11	6,3	50
DLS-SK-SF 15,5-10/5m	DGKD730032	x	15	15,5	10	5
DLS-SK-SF 15,5-10/10m	DGKD730031	x	15	15,5	10	10
DLS-SF 15,5-10/25m	DGKE730036		15	15,5	10	25
DLS-SF 15,5-10/50m	DGKE730033		15	15,5	10	50
DLS-SF 19-12,7/25m	DGKE730024		15	19	12,7	25
DLS-SF 19-12,7/50m	DGKE730023		15	19	12,7	50
DLS-SF 27-19/25m	DGKE730040		10	27	19	25
DLS-SF 27-19/50m	DGKE730041		10	27	19	50

High-pressure hose version



- High-pressure version for pressure up to 40 bar
- Particularly suitable for connecting pneumatic tools outdoors
- Extremely flexible, even at low temperatures
- For temperature range from -15 °C to +60 °C



PVC hose with reinforced polyester threads, smooth hose core and UV-resistant outer lining



Max. operating pressure 40 bar at 20 °C

Model	Art. no.	Max. pressure (bar)	Outer dia. (mm)	Inside dia. (mm)	Length (m)
DLS 40 16-9/50m	DGKE171112	40	16	9	50
DLS 40 21-13/50m	DGKE171113	40	21	13	50

Polyamide spiral hose

- With rotary quick-action coupling (only SSL-SK) and plug nipple, ready for immediate use
- Bend protection at the spiral hose ends for an extended service life and constant air flow
- Particularly suitable for tractions due to high reset force

Connections with swivel joints (except D770133) ✓



Model	Art. no.	Max. pressure (bar)	Outer dia. (mm)	Inside dia. (mm)	Working length (m)	Stretched length (m)
SSL-SK-PA 8-6/5m	DGKD770133	8	8	6	2.5	5
SSL-SK-PA 8-6/7,5m	DGKD770131	8	8	6	4	7.5
SSL-SK-PA 10-8/10m	DGKD770132	8	10	8	6	10

Polyurethane spiral hose

- With rotary quick-action coupling (only SSL-SK) and plug nipple, ready for immediate use
- Bend protection at the spiral hose ends for an extended service life and constant air flow
- Small winding diameter saves space
- Particularly abrasion-resistant and very resilient
- No remaining cross-section reductions upon bending

Connections with swivel joints ✓



Model	Art. no.	G	Max. pressure (bar)	Outer dia. (mm)	Inside dia. (mm)	Working length (m)	Stretched length (m)
SSL-SK-PUR 10-6,5/6m	DGKD770136	SK	8	10	6.5	4.8	6
SSL-SK-PUR 10-6,5/7,5m	DGKD770137	SK	8	10	6.5	6	7.5
SSL-SK-PUR 12-8/6m	DGKD770138	SK	8	12	8	4.8	6
SSL-SK-PUR 12-8/7,5m	DGKD770139	SK	8	12	8	6	7.5
SSL-PUR 10-6,5/6m	DGKE038704	1/4"a	8	10	6.5	4.8	6
SSL-PUR 10-6,5/7,5m	DGKE038705	1/4"a	8	10	6.5	6	7.5
SSL-PUR 12-8/6m	DGKE038105	3/8"a	8	12	8	4.8	6
SSL-PUR 12-8/7,5m	DGKE038106	3/8"a	8	12	8	6	7.5

Wall-mounted hose holder

- Creates a tidy working area and eliminates tripping hazards of hoses lying around
- Robust plastic design. Also suitable for heavy hoses
- Additional hooks for hanging tools, small parts, etc.

Model	Art. no.
WH-WSH	DGKE104002



Hose/Pipe cutter

- Ideal for cutting hoses with a maximum external dia. of 14 mm

Model	Art. no.
ROS 14 PA	DGKD200100



Pneumatic series

Polyamide hose



- Narrow wall thickness yet extremely pressure-resistant
- Largely resistant to oil, grease, acids, salt and bases
- Corresponds to DIN 73378

- ✓ For temperature range from -40 °C to +80 °C
- ✓ Max. operating pressure at 20 °C

Model	Art. no.	Max. pressure (bar)	Outer dia. (mm)	Inside dia. (mm)	Length (m)
DLS-PA 4-2/50m	DGKE111101	44	4	2	50
DLS-PA 6-4/50m	DGKE111131	27	6	4	50
DLS-PA 8-6/50m	DGKE111141	19	8	6	50
DLS-PA 10-8/50m	DGKE111151	15	10	8	50

Polyethylene hose



- Ideal for all pneumatic control systems
- Flexible and wear-resistant with lightweight design

- ✓ For temperature range from -10 °C to +60 °C
- ✓ Suitable for screw connection series A
- ✓ Max. operating pressure at 20 °C

Model	Art. no.	Max. pressure (bar)	Outer dia. (mm)	Inside dia. (mm)	Length (m)
DLS-PE 6-4/50m	DGKE094131	12	6	4	50
DLS-PE 8-6/50m	DGKE094141	8	8	6	50
DLS-PE 10-8/50m	DGKE094151	6	10	8	50

Polyurethane hose



- Ideal pneumatic hose within normal temperature range
- High resilience, even after sustained loading
- High wear resistance, excellent cold flexibility, high tensile strength

- ✓ Suitable for screw connection series A
- ✓ Max. operating pressure at 20 °C

Model	Art. no.	Max. pressure (bar)	Outer dia. (mm)	Inside dia. (mm)	Length (m)
DLS-PUR 6-4/50m	DGKE095131	12	6	4	50
DLS-PUR 8-6/50m	DGKE095141	9.5	8	6	50
DLS-PUR 10-8/50m	DGKE095151	7	10	8	50

Straight screw-in connection R 1

- With cylindrical external thread
- Max. operating pressure 16 bar at 20 °C

Model	Art. no.	Dia. (mm)	F	E	D	L	P	CH	CH1
SVG-R1-6xG1/8a	DGKE014133	6	1/8"	14	4.1	20.6	6	12	4
SVG-R1-6xG1/4a	DGKE014134	6	1/4"	18	4.1	19.3	8	12	4
SVG-R1-8xG1/8a	DGKE014144	8	1/8"	14	5.2	24.5	6	13	5
SVG-R1-8xG1/4a	DGKE014145	8	1/4"	18	6.2	24.4	8	14	6
SVG-R1-8xG3/8a	DGKE014146	8	3/8"	22	6.2	21.9	9	14	6
SVG-R1-10xG1/4a	DGKE014154	10	1/4"	18	7.2	28.5	8	16	7
SVG-R1-10xG3/8a	DGKE014155	10	3/8"	22	8.2	25.8	9	16	8

Minimum order quantity for specialist dealers: 5 units

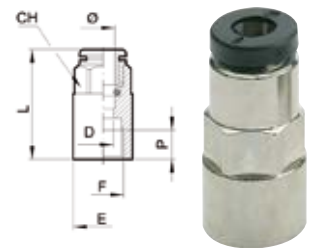


Straight screw-on connection R 2

- With internal thread
- Max. operating pressure 16 bar at 20 °C

Model	Art. no.	Dia. (mm)	F	E	D	L	P	CH
SVG-R2-6xG1/8i	DGKE014233	6	1/8"	14	5	26.1	7	12
SVG-R2-6xG1/4i	DGKE014234	6	1/4"	17	5	28.3	8	12
SVG-R2-8xG1/8i	DGKE014243	8	1/8"	14	7	27.3	7	13
SVG-R2-8xG1/4i	DGKE014244	8	1/4"	17	7	29.1	8	14

Minimum order quantity for specialist dealers: 5 units



Straight connection R 3

- 2 hose connections
- Max. operating pressure 16 bar at 20 °C

Model	Art. no.	Dia. (mm)	F	D	L
SVG-R3-6x6	DGKE014334	6	M13	4.5	31.2
SVG-R3-8x8	DGKE014345	8	M15	6.5	33.9
SVG-R3-10x10	DGKE014356	10	M17	8	37.8

Minimum order quantity for specialist dealers: 5 units




Angle connection R 4

- 2 hose connections
- Max. operating pressure 16 bar at 20 °C

Model	Art. no.	Dia. (mm)	E	D	L
SVG-R4-6x6 L	DGKE014434	6	11.5	4.5	18.3
SVG-R4-8x8 L	DGKE014445	8	13.5	6.5	20.7
SVG-R4-10x10 L	DGKE014456	10	15.5	8	23

Minimum order quantity for specialist dealers: 5 units



T-connection R 5



■ 3 hose connections

■ Max. operating pressure 16 bar at 20 °C

Model	Art. no.	Dia. (mm)	E	D	L	L1 (mm)
SVG-R5-6x6x6 T	DGKE014534	6	11.5	4.5	18.3	36.6
SVG-R5-8x8x8 T	DGKE014545	8	13.5	6.5	20.7	41.4
SVG-R5-10x10x10 T	DGKE014556	10	15.5	8	23	46

Minimum order quantity for specialist dealers: 5 units

Angular male connector R 15




■ Rotatable

■ Max. operating pressure 16 bar at 20 °C

Model	Art. no.	Dia. (mm)	F	E	E1	L	L1 (mm)	P	CH
SVG-R15-6xG1/8a L	DGKE015732	6	1/8"	14	11.3	22.5	24.9	6	3
SVG-R15-8xG1/4a L	DGKE015743	8	1/4"	18	13.8	26.1	29.4	8	4
SVG-R15-10xG1/4a L	DGKE015753	10	1/4"	18	16.5	31.3	29.4	8	4

Minimum order quantity for specialist dealers: 5 units

Y-hose connector R 23



■ Made from technopolymer

■ Max. operating pressure 12 bar at 20 °C

Model	Art. no.	Ø1 (mm)	Ø2 (mm)	F	I	E1	ØE2	L	L1 (mm)
SVG-R23-6x6x6 Y	DGKE015834	6	6	3.3	15	11.3	11.3	35.5	5.8
SVG-R23-8x8x8 Y	DGKE015845	8	8	3.3	15.8	13.8	13.8	39.5	7.2

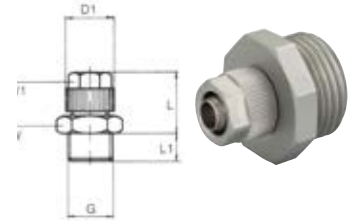
Minimum order quantity for specialist dealers: 5 units

Straight female connexion A 11

- With cylindrical external thread
- Max. operating pressure 16 bar at 20 °C

Model	Art. no.	Hose D/d	G	NW	D1	L	L1 (mm)	SW	SW1
GESV-NI 6-4xG1/8a	DGKE021131	6/4	1/8"	3.3	11.5	18.5	6	13	10
GESV-NI 6-4xG1/4a	DGKE021132	6/4	1/4"	3.3	11.5	19	8	17	10
GESV-NI 6-4xG3/8a	DGKE021133	6/4	3/8"	3.3	11.5	19	9	19	15
GESV-NI 8-6xG1/8a	DGKE021141	8/6	1/8"	5.3	13.5	18.5	6	13	12
GESV-NI 8-6xG1/4a	DGKE021142	8/6	1/4"	5.3	13.5	19	8	17	12
GESV-NI 8-6xG3/8a	DGKE021143	8/6	3/8"	5.3	13.5	19	9	19	12
GESV-NI 8-6xG1/2a	DGKE021144	8/6	1/2"	5.3	13.5	19.5	10	24	12
GESV-NI 10-8xG1/4a	DGKE021152	10/8	1/4"	7	15.5	20.5	8	17	13
GESV-NI 10-8xG3/8a	DGKE021153	10/8	3/8"	7	15.5	20.5	9	19	13
GESV-NI 10-8xG1/2a	DGKE021154	10/8	1/2"	7	15.5	21	10	24	13

Minimum order quantity for specialist dealers: 5 units




Straight male connexion A 13

- With internal thread
- Max. operating pressure 16 bar at 20 °C

Model	Art. no.	Hose D/d	G	NW	D	D1	L	L1 (mm)	SW
GAVS-NI 6-4xG1/8i	DGKE021331	6/4	1/8"	3.3	5.5	11.5	24	8	13
GAVS-NI 6-4xG1/4i	DGKE021332	6/4	1/4"	3.3	5.5	11.5	26.5	10.5	17
GAVS-NI 8-6xG1/8i	DGKE021341	8/6	1/8"	5.3	5.5	13.5	24	8	13
GAVS-NI 8-6xG1/4i	DGKE021342	8/6	1/4"	5.3	5.5	13.5	26.5	10.5	17
GAVS-NI 8-6xG3/8i	DGKE021343	8/6	3/8"	5.3	6.5	13.5	27.5	11.5	19
GAVS-NI 10-8xG1/4i	DGKE021352	10/8	1/4"	7	7	15.5	28	10.5	17

Minimum order quantity for specialist dealers: 5 units

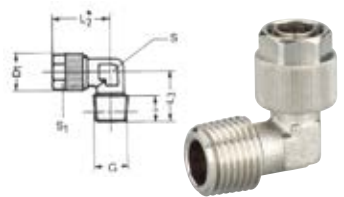


Angular male connector A 14

- With conical external thread
- Max. operating pressure 16 bar at 20 °C

Model	Art. no.	Hose D/d	G	NW	D	L	L1 (mm)	L2 (mm)	SW
WEV-NI 6-4xR1/8a	DGKE021431	6/4	1/8"	3.3	11.5	21.5	17	7.5	8
WEV-NI 6-4xR1/4a	DGKE021432	6/4	1/4"	3.3	11.5	22.5	21	11	10
WEV-NI 8-6xR1/8a	DGKE021433	8/6	1/8"	4.6	13.5	21.5	17	7.5	8
WEV-NI 8-6xR1/4a	DGKE021442	8/6	1/4"	5.3	13.5	22.5	21	11	10
WEV-NI 8-6xR3/8a	DGKE021443	8/6	3/8"	5.3	13.5	28.5	25	11.5	13
WEV-NI 10-8xR1/4a	DGKE021452	10/8	1/4"	7	15.5	24	21	11	10
WEV-NI 10-8xR3/8a	DGKE021453	10/8	3/8"	7	15.5	29	25	11.5	13

Minimum order quantity for specialist dealers: 5 units




T-male connector A 18


- With cylindrical external thread
- Rotatable
- Max. operating pressure 12 bar at 20 °C

Model	Art. no.	Hose D/d	G	NW	D1	D3	L	L1 (mm)	L2 (mm)
TVS-DR 6-4xG1/8ax6-4	DGKE021831	6/4	1/8"	3.3	10	11.5	22.5	16.5	6.0
TVS-DR 6-4xG1/4ax6-4	DGKE021832	6/4	1/4"	3.3	10	11.5	22.5	16.5	8.0
TVS-DR 8-6xG1/4ax8-6	DGKE021842	8/6	1/4"	4.1	12	13.5	22.5	16.5	8.0
TVS-DR 10-8xG1/4ax10-8	DGKE021852	10/8	1/4"	4.1	13	15.5	24	16.5	8.0

Minimum order quantity for specialist dealers: 5 units



Straight union A 21




■ 2 hose connections

■ Max. operating pressure 16 bar at 20 °C

Model	Art. no.	Hose A D/d	Hose B D/d	NW	D1	D2	L	SW	SW1
GVS-NI 6-4x6-4	DGKE022133	6/4	6/4	3.3	11.5	11.5	31	12	10
GVS-NI 8-6x6-4	DGKE022143	8/6	6/4	3.3	13.5	11.5	31	12	12
GVS-NI 8-6x8-6	DGKE022144	8/6	8/6	5.3	13.5	13.5	31	12	12
GVS-NI 10-8x10-8	DGKE022155	10/8	10/8	7	15.5	15.5	34.5	14	13

Minimum order quantity for specialist dealers: 5 units

T-union A 23



■ 3 hose connections

■ Max. operating pressure 16 bar at 20 °C

Model	Art. no.	Hose A D/d	Hose B D/d	NW	D1	D2	L	L1 (mm)	SW
TVS-NI 3x6-4	DGKE022333	6/4	6/4	3.3	11.5	11.5	21.5	21.5	8
TVS-NI 3x8-6	DGKE022344	8/6	8/6	5.3	13.5	11.5	21.5	21.5	8
TVS-NI 3x10-8	DGKE022355	10/8	10/8	7	15.5	15.5	24	24	10

Minimum order quantity for specialist dealers: 5 units

Traction

- For all types of portable devices and tools
- Fully fitted with safety cable, terminal block and snap hook
- High degree of flexibility because the spring tension on the housing can be used to set and adjust the required load capacity

Compact, with robust aluminium housing	✓
Rubber buffer at the end	✓



Model	Art. no.	Carrying power (kg)	Stroke length (m)	Weight (kg)
FZ 0,4-1	DGKD070015	1	1.6	0.63
FZ 1-2	DGKD070016	2	1.6	0.67
FZ 2-3	DGKD070017	3	1.6	0.79
FZ 2-4	DGKD070018	4	2.5	2.85
FZ 4-6	DGKD070019	6	2.5	3
FZ 6-8	DGKD070020	8	2.5	3.1

Traction with hose

- For all types of portable devices and tools up to 2.5 kg in weight
- Fully fitted with safety cable, terminal block and snap hook
- High degree of flexibility because the spring tension on the housing can be used to set and adjust the required load capacity

With PUR hose 6 x 1 mm	✓
Compact, with robust aluminium housing	✓
Rubber buffer at the end	✓



Model	Art. no.	Carrying power (kg)	Stroke length (m)	Weight (kg)	Connection hose (mm)	Connection
FZS 1	DGKD070012	0.8	1.4	1.25	400	2 x R1/4" a
FZS 2	DGKD070013	1.5	1.4	1.3	400	2 x R1/4" a
FZS 3	DGKD070014	2.5	1.4	1.35	400	2 x R1/4" a

Hose rewriter, automatic

- With durable rolling mechanism for daily use in trade and the industry
- Fully fitted with quick-action coupling and long connection hose with plug nipple, ready to connect
- Flexible use with large swivel range
- Wall mounting

Abrasion-resistant, flexible air hose with antikink spring and hose locking device	✓
Locking function can be deactivated	✓
Plastic housing	✓



Model	Art. no.	Max. pressure (bar)	Outer dia. (mm)	Inside dia. (mm)	Extendable length (m)	Weight (kg)
SLA 8-10 A	DGKD312512	15	12	8	10	4
SLA 9 A	DGKD312514	15	12	8	15	7.3
SLA 10 A	DGKD312503	15	14	10	15	8.8
SLA 13-16 A	DGKD312533	15	17.5	12.5	15	10.5

Accessories for hose rewriter, automatic

- More safety by slowing down the rewinding hose

Model	Art. no.	Accessories
BRE-SLA 13-16 A	DGKB312533	for hose rewriter SLA 13-16 A (DGKD312533)



Workshop equipment

Hose rewriter, automatic



- Fully fitted with quick-action coupling and long connection hose with plug nipple, ready to connect
- Flexible use with large swivel range greater than 180°
- For wall and ceiling mounting

With robust metal housing	✓
With protected quick-action coupling	✓
Abrasion-resistant, flexible air hose with antikink spring and hose locking device	✓

Model	Art. no.	Max. pressure (bar)	Outer dia. (mm)	Inside dia. (mm)	Extendable length (m)	Weight (kg)
SLA 8-9	DGKD312516	15	12	8	9	5
SLA 8-15	DGKD312517	15	12	8	15	6

Hose rewriter, manual



- Axial connection - this way the hose can also be wound and unwound during operation
- Flexible PVC hose with fabric inlay

Shock-resistant plastic housing	✓
Large work radius thanks to 20 m hose	✓

Model	Art. no.	Max. pressure (bar)	Outer dia. (mm)	Inside dia. (mm)	Extendable length (m)	Weight (kg)
SLA 9-20 M	DGKD312532	15	15	9	20	3.9

Hose rewriter, manual



- PUR hose with quick-action coupling and plug-in socket, ready to connect
- The 360° rotary base prevents the roller from tipping over when unrolling
- Extremely robust steel pipe cage provides all-round protection
- Extremely high air flow without practically any drop in pressure thanks to large inner diameter of 10 mm

✓	Swivel joint on the air inlet hose
✓	Retractable crank handle

Model	Art. no.	Max. pressure (bar)	Outer dia. (mm)	Inside dia. (mm)	Length (m)	Weight (kg)
SLA 10	DGKD312540	15	14	10	20	7.2

Power and air supply unit

- Galvanised suspension chain relieves the connection hose and connection cable
- Electric safety device - the thermal fuse automatically switches off in the event of overheating
- Robust housing - splashproof and dustproof acc. to IP 44

Safety couplings prevent the air hose from ejecting during release	✓
Connection option - every 3 shockproof sockets on front and back	✓



Model	Art. no.	Schuko power outlets 16A/230V (pc.)	Cekon power outlets 16A/400V (pc.)	Compressed air connections	Suspension chain length (m)	Connection hose internal diameter (mm)	Weight (kg)
EA 6	DGKD100032	6		2	2	9	2.9
EA 6/1	DGKD100033	6	1	2	2	9	2.9

Power and air supply unit

- Galvanised suspension chain relieves the connection hose and connection cable
- Robust housing - splashproof and dustproof acc. to IP 44
- Ready to connect thanks to connected electric cable with plug and air hose (length: 3 m) with plug nipple

Safety couplings prevent the air hose from ejecting during release	✓
Connection option - every 3 shockproof sockets	✓



Model	Art. no.	Schuko power outlets 16A/230V (pc.)	Compressed air connections	Suspension chain length (m)	Connection hose internal diameter (mm)	Weight (kg)
EA 3	DGKD100034	3	1	3	9	2.0

Connecting & joining technology

User-friendly and safe

For all connections on tools, hoses and machines – from the simple nipple to the more complex safety quick-action coupling.






Steel safety quick-release couplings



- Safe working because the hose is not ejected when disconnected (whiplash effect), DIN EN ISO 4414 and DIN EN 983
- Hardened galvanised steel for an extended service life
- Low coupling force for easy coupling

✓	Eurostandard profile with nominal width of 7.6 for extremely high air flow rate
✓	Max. operating pressure 16 bar
✓	Free of silicone

	Designation	Model	Art. no.
	Safety quick-release couplings with external thread	SSK-NW7,6-EURO-G1/4a	DGKE036911
		SSK-NW7,6-EURO-G3/8a	DGKE036912
		SSK-NW7,6-EURO-G1/2a	DGKE036913
	Safety quick-release couplings with internal thread	SSK-NW7,6-EURO-G1/4i	DGKE036914
		SSK-NW7,6-EURO-G3/8i	DGKE036915
		SSK-NW7,6-EURO-G1/2i	DGKE036916
	Safety quick-release couplings hose nozzle	SSK-NW7,6-EURO-6mm	DGKE036917
		SSK-NW7,6-EURO-9mm	DGKE036918
		SSK-NW7,6-EURO-13mm	DGKE036919

Minimum order quantity for specialist dealers: 5 units

Tip

Only use steel quick-release couplings in conjunction with hardened steel plug nipples

Safety quick-release couplings made of steel with push-button system

- Work safely without the hose being ejected when uncoupling thanks to two-stage unlocking, DIN EN ISO 4414
- Long service life thanks to inner parts made of hardened steel
- Rotating housing to make unlocking the coupling even easier

Eurostandard profile with nominal width of 7.6 for extremely high air flow rate	✓
Max. operating pressure 12 bar	✓



Model	Art. no.	Designation	
SSK-DK-NW7,4-G1/4a	DGKE036920	Safety quick-release couplings with external thread	
SSK-DK-NW7,4-G3/8a	DGKE036921		
SSK-DK-NW7,4-G1/2a	DGKE036922		
SSK-DK-NW7,4-G1/4i	DGKE036923	Safety quick-release couplings with internal thread	
SSK-DK-NW7,4-G3/8i	DGKE036924		
SSK-DK-NW7,4-G1/2i	DGKE036925		
SSK-DK-NW7,4-9mm	DGKE036926	Safety quick-release couplings hose nozzle	
SSK-DK-NW7,4-13mm	DGKE036927		

Minimum order quantity for specialist dealers: 5 units

Steel quick-release couplings with external thread

- Hardened galvanised steel for an extended service life
- Low coupling force for easy coupling

Eurostandard profile with nominal width of 7.6 for extremely high air flow rate	✓
Max. operating pressure 16 bar	✓
Free of silicone	✓



Model	Art. no.	Designation	
SK-FE-NW7,8-EURO-G1/4a	2809916900	Quick-release couplings with external thread	
SK-FE-NW7,8-EURO-G3/8a	2809916901		
SK-FE-NW7,8-EURO-G1/2a	2809916902		
SK-FE-NW7,8-EURO-G1/4i	2809916903	Quick-release couplings with internal thread	
SK-FE-NW7,8-EURO-G3/8i	2809916904		
SK-FE-NW7,8-EURO-G1/2i	2809916905		
SK-FE-NW7,8-EURO-6MM	2809916906	Quick-release couplings with hose nozzle	
SK-FE-NW7,8-EURO-9MM	2809916907		
SK-FE-NW7,8-EURO-13MM	2809916908		

Minimum order quantity for specialist dealers: 5 units

Tip

Only use steel quick-release couplings in conjunction with hardened steel plug nipples

Plug nipple

- Prevents twisting of the air hose when working
- Rotatable

Model	Art. no.	Connection
STNP-R1/4a	DGKE700220	R 1/4"a

Minimum order quantity for specialist dealers: 5 units



Connecting and joining technology




Steel plug nipple



- Specially designed for use with steel quick-release couplings (SK and SSK)
- Hardened galvanised steel for an extended service life



Eurostandard profile with nominal width of 7.6 for extremely high air flow rate

	Designation	Model	Art. no.
	Steel plug nipple with external thread	STNP-FE-NW7,6-EURO-G1/4a	DGKE033241
		STNP-FE-NW7,6-EURO-G3/8a	DGKE033242
		STNP-FE-NW7,6-EURO-G1/2a	DGKE033243
	Steel plug nipple with internal thread	STNP-FE-NW7,6-EURO-G1/4i	DGKE033244
		STNP-FE-NW7,6-EURO-G3/8i	DGKE033245
		STNP-FE-NW7,6-EURO-G1/2i	DGKE033246
	Steel plug nipple with hose nozzle	STNP-FE-NW7,6-EURO-6mm	DGKE033247
		STNP-FE-NW7,6-EURO-9mm	DGKE033248
		STNP-FE-NW7,6-EURO-13mm	DGKE033249

Minimum order quantity for specialist dealers: 5 units

Brass quick-release couplings and plug nipples

European standard profile	✓
NW 7.2	✓
Material: Brass	✓



Model	Art. no.	Designation	
SK-NW7,2-G1/4a	DGKE700001	Quick-release couplings with external thread	
SK-NW7,2-G3/8a	DGKE700002		
SK-NW7,2-G1/2a	DGKE700003		
SK-NW7,2-G1/4i	DGKE700004	Quick-release couplings with internal thread	
SK-NW7,2-G3/8i	DGKE700005		
SK-NW7,2-G1/2i	DGKE700006		
SK-NW7,2-6mm	DGKE700007	Quick-release couplings with hose nozzle	
SK-NW7,2-9mm	DGKE700008		
SK-NW7,2-13mm	DGKE700209		
SK-NW7,2-8x6mm	DGKE031143	Quick-release couplings for PVC hose	
SK-NW7,2-12x9mm	DGKE031145		
SK-NW7,2-8x6mm-KF	DGKE031153		
SK-NW7,2-12x9mm-KF	DGKE031155	Quick-release couplings for PVC hose, with antikink spring	
VT 2 G3/8i-2xSK	DGKE700120	Distributor with quick-release couplings	
VT 3 G3/8i-3xSK	DGKE700121		
STNP-MS-NW7,2-G1/8a	DGKE031201	Plug nipple with external thread	
STNP-MS-NW7,2-G1/4a	DGKE700213		
STNP-MS-NW7,2-G3/8a	DGKE700214		
STNP-MS-NW7,2-G1/2a	DGKE700215	Plug nipple with internal thread	
STNP-MS-NW7,2-G1/8i	DGKE031231		
STNP-MS-NW7,2-G1/4i	DGKE700216		
STNP-MS-NW7,2-G3/8i	DGKE700217	Plug nipple with hose nozzle	
STNP-MS-NW7,2-G1/2i	DGKE700218		
STNP-MS-NW 7,2-4mm	DGKE031360		
STNP-MS-NW7,2-6mm	DGKE700010	Plug nipple with hose nozzle for PVC hose	
STNP-MS-NW7,2-9mm	DGKE700011		
STNP-MS-NW7,2-13mm	DGKE700212		
STTL-K 4mm	DGKE031342	Plug nipple with hose nozzle for PVC hose	
STTL-K 6mm	DGKE031343		
STTL-K 9mm	DGKE031345		
STTL-KF 6mm	DGKE031353	Plug nipple for PVC hose, with antikink spring	
STTL-KF 9mm	DGKE031355		







Minimum order quantity for specialist dealers: 5 units

Connecting and joining technology

ISO coupling system



✓	ISO profile, N 5.5
✓	Used predominantly in France, Spain, North America, Norway

	Designation	Model	Art. no.
	Quick-release couplings with external thread	SK-NW5,5-ISO-G1/4a	DGKE032811
		SK-NW5,5-ISO-G1/2a	DGKE032813
	Quick-release couplings with internal thread	SK-NW5,5-ISO-G1/4i	DGKE032814
		SK-NW5,5-ISO-G1/2i	DGKE032816
	Quick-release couplings with hose nozzle	SK-NW5,5-ISO-9mm	DGKE032818
	Plug nipple with external thread	STNP-NW5,5-ISO-R1/4a	DGKE032821
		STNP-NW5,5-ISO-R1/2a	DGKE032823
	Plug nipple with internal thread	STNP-NW5,5-ISO-G1/4i	DGKE032824
		STNP-NW5,5-ISO-G1/2i	DGKE032826
	Plug nipple with hose nozzle	STNP-NW5,5-ISO-9mm	DGKE032828

Hoze nozzles



European standard profile	✓
Material: Brass	✓

Model	Art. no.	Designation	
STL-G1/8a x 4mm	DGKE770022	Hose nozzle with external thread	
STL-G1/8a x 6mm	DGKE770023		
STL-G1/4a x 4mm	DGKE770024		
STL-G1/4a x 6mm	DGKE770225		
STL-G1/4a x 9mm	DGKE770226		
STL-G3/8a x 6mm	DGKE770227		
STL-G3/8a x 9mm	DGKE770228		
STL-G3/8a x 13mm	DGKE770229		
STL-G1/2a x 6mm	DGKE770230		
STL-G1/2a x 9mm	DGKE770231		
STL-G1/2a x 13mm	DGKE770232		
STL-G3/4a x 13mm	DGKE770033		
STL-G3/4a x 19mm	DGKE770034		
STL-G1/4i x 6mm	DGKE770235		
STL-G1/4i x 9mm	DGKE770236		
STL-G3/8i x 6mm	DGKE770237		
STL-G3/8i x 9mm	DGKE770238		
STL-G1/2i x 9mm	DGKE770241		
STL-G1/2i x 13mm	DGKE770242	Hose coupling	
SLVR 4mm	DGKE770049		
SLVR 6mm	DGKE770250		
SLVR 9mm	DGKE770251		
SLVR 13mm	DGKE770052		

Hose clamps

Model	Art. no.
SLK 11-13mm	DGKE770210
SLK 13-15mm	DGKE770211
SLK 15-18mm	DGKE770212

Minimum order quantity for specialist dealers: 10 units

- Steel
- Galvanised and polished with 2 profiled lugs
- Range: 7 mm



Screw clamps

Model	Art. no.
SRK 8-12mm	DGKE131012
SRK 10-16mm	DGKE770215
SRK 12-20mm	DGKE770216
SRK 16-25mm	DGKE770217
SRK 20-32mm	DGKE770218
SRK 25-40mm	DGKE131040
SRK 32-50mm	DGKE131050







Minimum order quantity for specialist dealers: 10 units

- Steel, polished and galvanised
- Range: 9 mm
- Screw thread with Phillips screw AF 7 mm





Connecting and joining technology







Double nipple

	Designation	Model	Art. no.	Material	Thread
		DN-St-G1/4a x G1/4a	DGKE770256	Galvanised steel	With internal cone
		DN-St-G3/8a x G3/8a	DGKE770258	Galvanised steel	With internal cone
		DN-St-G1/2a x G1/2a	DGKE770260	Galvanised steel	With internal cone
		DN-St-G1/4a x G1/8a	DGKE770255	Galvanised steel	With internal cone
		DN-St-G3/8a x G1/4a	DGKE770257	Galvanised steel	With internal cone
		DN-St-G1/2a x G1/4a	DGKE770288	Galvanised steel	With internal cone
	Double nipple	DN-St-G1/2a x G3/8a	DGKE770259	Galvanised steel	With internal cone
		DN-MS-G1/8a x G1/8a	DGKE030111	Brass	With internal cone
		DN-MS-G1/4a x G1/4a	DGKE030122	Brass	With internal cone
		DN-MS-G3/8a x G3/8a	DGKE030133	Brass	With internal cone
		DN-MS-G1/2a x G1/2a	DGKE030144	Brass	With internal cone
		DN-MS-G3/4a x G3/4a	DGKE030155	Brass	With internal cone
		DN-MS-G1a x G1a	DGKE030166	Brass	With internal cone
		DN-MS-G1/8a x G1/4a	DGKE030112	Brass	With internal cone
		DN-MS-G1/8a x G3/8a	DGKE030113	Brass	With internal cone
		DN-MS-G1/4a x G3/8a	DGKE030123	Brass	With internal cone
		DN-MS-G1/4a x G1/2a	DGKE030124	Brass	With internal cone
		DN-MS-G3/8a x G1/2a	DGKE030134	Brass	With internal cone
		DN-MS-G3/8a x G3/4a	DGKE030135	Brass	With internal cone
		DN-MS-G1/2a x G3/4a	DGKE030145	Brass	With internal cone
		DN-MS-G1/2a x G1a	DGKE030146	Brass	With internal cone
		DN-MS-G3/4a x G1a	DGKE030156	Brass	With internal cone
		DN-MS-R1/4a x R1/4a	DGKE030022	Brass	With conical thread
		DN-MS-R3/8a x R3/8a	DGKE030033	Brass	With conical thread
		DN-MS-R1/2a x R1/2a	DGKE030044	Brass	With conical thread
		DN-MS-R3/4a x R3/4a	DGKE030045	Brass	With conical thread
	DNL-MS-R1/8a x R1/8a	DGKE030048	Brass	Conical seal, detachable	
	DNL-MS-R1/8a x R1/4a	DGKE030049	Brass	Conical seal, detachable	
	DNL-MS-R1/4a x R1/4a	DGKE030052	Brass	Conical seal, detachable	
	DNL-MS-R1/4a x R3/8a	DGKE030053	Brass	Conical seal, detachable	
	DNL-MS-R3/8a x R3/8a	DGKE030054	Brass	Conical seal, detachable	
	DNL-MS-R1/2a x R1/2a	DGKE030055	Brass	Conical seal, detachable	
	DNL-MS-R3/4a x R3/4a	DGKE030056	Brass	Conical seal, detachable	
	DNL-MS-R1a x R1a	DGKE030057	Brass	Conical seal, detachable	
	DNL-G1 1/2i x G1 1/2i	DGKE030059	Brass	Conical seal, detachable	
	DNL-G2i x G2i	DGKE030061	Brass	Conical seal, detachable	
	DNL-G1 1/4i x G1 1/4i	DGKE030062	Brass	Conical seal, detachable	
	DN-NI-G1/8a x G1/8a	DGKE041111	Nickel-plated brass	With cylindrical external thread	
	DN-NI-G1/4a x G1/4a	DGKE041122	Nickel-plated brass	With cylindrical external thread	
	DN-NI-G3/8a x G3/8a	DGKE041133	Nickel-plated brass	With cylindrical external thread	
	DN-NI-G1/2a x G1/2a	DGKE041144	Nickel-plated brass	With cylindrical external thread	
	DN-NI-G1/8a x G1/4a	DGKE041112	Nickel-plated brass	With cylindrical external thread	
	DN-NI-G1/4a x G3/8a	DGKE041123	Nickel-plated brass	With cylindrical external thread	
	DN-NI-G1/4a x G1/2a	DGKE041124	Nickel-plated brass	With cylindrical external thread	
	DN-NI-G3/8a x G1/2a	DGKE041134	Nickel-plated brass	With cylindrical external thread	
	DN-G1 1/2a x G1 1/2a	DGKE030000	Brass	With internal cone on one side	
	DN-G1 1/4a x G1 1/2a	DGKE030002	Brass	With internal cone on one side	
	DN-G1 1/2a x G2a	DGKE030003	Brass	With internal cone on one side	
	DN-G1 1/4a x G1 1/4a	DGKE030004	Brass	With internal cone on one side	
	DN-G1 1/2a x G2a	DGKE030001	Brass	Without internal cone	
	DN-G1a x G1 1/2a	DGKE030006	Brass	Without internal cone	
	DN-G2a x G2a	DGKE030060	Brass	Without internal cone	

Reduction fittings




Model	Art. no.	Material	Thread	Designation		
RDS-G1/4a x G1/8i	DGKE770265	Brass	With external and internal thread	Reduction fitting		
RDS-G3/8a x G1/8i	DGKE770061	Brass	With external and internal thread			
RDS-G3/8a x G1/4i	DGKE770266	Brass	With external and internal thread			
RDS-G1/2a x G1/8i	DGKE770062	Brass	With external and internal thread			
RDS-G1/2a x G1/4i	DGKE770063	Brass	With external and internal thread			
RDS-G1/2a x G3/8i	DGKE770267	Brass	With external and internal thread			
RDS-G3/4a x G3/8i	DGKE770064	Brass	With external and internal thread			
RDS-G3/4a x G1/2i	DGKE770077	Brass	With external and internal thread			
RDS-G1a x G1/2i	DGKE770078	Brass	With external and internal thread			
RDS-G1a x G3/4i	DGKE770079	Brass	With external and internal thread			
RDS-G1 1/4a x G1/2i	DGKE770095	Brass	With external and internal thread			
RDS-G1 1/4a x G3/4i	DGKE770096	Brass	With external and internal thread			
RDS-G1 1/2a x G1i	DGKE770093	Brass	With external and internal thread			
RDS-G2a x G1i	DGKE770094	Brass	With external and internal thread			
RDS-R1/4a x G1/8i	DGKE041221	Nickel-plated brass	Conical external thread, cylindrical internal thread			
RDS-R3/8a x G1/4i	DGKE041232	Nickel-plated brass	Conical external thread, cylindrical internal thread			
RDS-R1/2a x G3/8i	DGKE041243	Nickel-plated brass	Conical external thread, cylindrical internal thread			
RDS-R3/4a x G1/2i	DGKE041254	Nickel-plated brass	Conical external thread, cylindrical internal thread			
RDS-G2a x G1 1/2i	DGKE770119	Brass	Cylindrical external and internal thread, short version			
RDS-G1 1/2a x G1 1/4i	DGKE770120	Brass	Cylindrical external and internal thread, short version			
RDS-G1 1/4a x G1i	DGKE770121	Brass	Cylindrical external and internal thread, short version			
RDS-G2a x G1 1/4i	DGKE770122	Brass	Cylindrical external and internal thread, short version			
RDS-G1 1/2a x G3/4i	DGKE770123	Brass	Cylindrical external and internal thread, short version			
RDS-G2a x G3/4i	DGKE770124	Brass	Cylindrical external and internal thread, short version			

Reducing nipple





Model	Art. no.	Material	Thread	Designation	
RDN-G1/8a x G1/8i	DGKE770080	Brass	With external and internal thread	Reducing nipple	
RDN-G1/8a x G1/4i	DGKE770081	Brass	With external and internal thread		
RDN-G1/4a x G1/8i	DGKE770082	Brass	With external and internal thread		
RDN-G1/4a x G1/4i	DGKE770083	Brass	With external and internal thread		
RDN-G1/4a x G3/8i	DGKE770268	Brass	With external and internal thread		
RDN-G3/8a x G1/4i	DGKE770084	Brass	With external and internal thread		
RDN-G3/8a x G3/8i	DGKE770085	Brass	With external and internal thread		
RDN-G3/8a x G1/2i	DGKE770269	Brass	With external and internal thread		
RDN-G1/2a x G3/8i	DGKE770086	Brass	With external and internal thread		
RDN-G1/2a x G1/2i	DGKE770087	Brass	With external and internal thread		
RDN-G1/2a x G3/4i	DGKE770275	Brass	With external and internal thread	Reducing nipple	
RDN-G1/4a x G1/8i Z	DGKE041312	Nickel-plated brass	With internal hexagonal bolt, cylindrical external thread		
RDN-G1/4a x G3/8i Z	DGKE041323	Nickel-plated brass	With internal hexagonal bolt, cylindrical external thread		
RDN-G1/2a x G3/8i Z	DGKE041334	Nickel-plated brass	With internal hexagonal bolt, cylindrical external thread	Rotating nipple	
RDN R 3/4a x G 1/2i	DGKE770099	Gunmetal	With external and internal thread		
RDN R1a x Rp3/4i	DGKE770376	Gunmetal	With external and internal thread	Reducing nipple	
RDN R1 1/4a x Rp3/4i	DGKE770103	Gunmetal	With external and internal thread		
DRN-G1/8a x G1/8i	DGKE023411	Nickel-plated brass	With external and internal thread, rotary	Rotating nipple	
DRN-G1/4a x G1/4i	DGKE023422	Nickel-plated brass	With external and internal thread, rotary		
DRN-G3/8a x G3/8i	DGKE023433	Nickel-plated brass	With external and internal thread, rotary		
RDN-G1 1/4a x G1 1/2i	DGKE770276	Brass	Cylindrical external and internal thread, short version	Reducing nipple	
RDN-G1a x G1 1/4i	DGKE770277	Brass	Cylindrical external and internal thread, short version		
RDN-G3/4a x G1i	DGKE770278	Brass	Cylindrical external and internal thread, short version		

Connecting and joining technology

Sleeves

	Designation	Model	Art. no.	Material
	Sleeve	MU-MS-G1/8i	DGKE770076	Brass
		MU-MS-G1/4i	DGKE770270	Brass
		MU-MS-G3/8i	DGKE770271	Brass
		MU-MS-G1/2i	DGKE770272	Brass
		MU-MS-G3/4i	DGKE770073	Brass
		MU-MS-G1i	DGKE770074	Brass
		MU-NI-G1/8i	DGKE041411	Nickel-plated brass
		MU-NI-G1/4i	DGKE041422	Nickel-plated brass
		MU-NI-G3/8i	DGKE041433	Nickel-plated brass
		MU-NI-G1/2i	DGKE041444	Nickel-plated brass
		MU-G2i	DGKE770273	Brass
		MU-G1 1/2i	DGKE770274	Brass
	MU-G1 1/4i	DGKE770279	Brass	


Locking screws

	Designation	Model	Art. no.	Material	Thread
	Locking screw	VSS-ST-I-R1/2a	DGKG205208	Steel	With internal hexagonal bolt, conical external thread, knurled thread
		VSS-ST-I-R3/4a	DGKG205216	Steel	With internal hexagonal bolt, conical external thread, knurled thread
		VSS-MS-I-R1/8a	DGKE030501	Brass	With internal hexagonal bolt, conical external thread, knurled thread
		VSS-MS-I-R1/4a	DGKE030502	Brass	With internal hexagonal bolt, conical external thread, knurled thread
		VSS-MS-I-R3/8a	DGKE030503	Brass	With internal hexagonal bolt, conical external thread, knurled thread
		VSS-MS-I-B-G1/8a	DGKE030510	Brass	With internal hexagonal bolt, cylindrical external thread
		VSS-MS-I-B-G1/4a	DGKE030520	Brass	With internal hexagonal bolt, cylindrical external thread
		VSS-MS-I-B-G3/8a	DGKE030530	Brass	With internal hexagonal bolt, cylindrical external thread
		VSS-MS-I-B-G1/2a	DGKE030540	Brass	With internal hexagonal bolt, cylindrical external thread
		VSS-MS-I-B-G3/4a	DGKE030550	Brass	With internal hexagonal bolt, cylindrical external thread
		VSS-NI-AS-G1/8a	DGKE041510	Nickel-plated brass	Hexagonal bolt
		VSS-NI-AS-G1/4a	DGKE041520	Nickel-plated brass	Hexagonal bolt
	VSS-NI-AS-G3/8a	DGKE041530	Nickel-plated brass	Hexagonal bolt	
	VSS-NI-AS-G1/2a	DGKE041540	Nickel-plated brass	Hexagonal bolt	

Angle pieces





Model	Art. no.	Material	Thread	Designation	
WKS-MS 90-2xR1/8a	DGKE030611	Brass	2 external threads	Angle piece	
WKS-MS 90-2xR1/4a	DGKE030622	Brass	2 external threads		
WKS-MS 90-2xR3/8a	DGKE030633	Brass	2 external threads		
WKS-MS 90-2xR1/2a	DGKE030644	Brass	2 external threads		
WKS-W90 2x G 1/4i MS	DGKE039137	Brass	2 internal threads		
WKS-W90 2x G 3/8i MS	DGKE039139	Brass	2 internal threads		
WKS-W90 2x G 1/2i MS	DGKE039141	Brass	2 internal threads		
WKS-W90 2x G 3/4i MS	DGKE039143	Brass	2 internal threads		
WKS-W90 2x G1i MS	DGKE039145	Brass	2 internal threads		
WKS-W90 2x G1 1/4i MS	DGKE039147	Brass	2 internal threads		
WKS-W90 2x G1 1/2i MS	DGKE039149	Brass	2 internal threads		
WKS-W90-R1/8axG1/8i	DGKE041611	Nickel-plated brass	With external and internal thread		
WKS-W90-R1/4axG1/4i	DGKE041622	Nickel-plated brass	With external and internal thread		
WKS-W90-G3/8axR3/8i	DGKE041633	Nickel-plated brass	With external and internal thread		
WKS-W90-R1/2axG1/2i	DGKE041644	Nickel-plated brass	With external and internal thread		
WKS-W90-R3/4axG3/4i	DGKE041655	Nickel-plated brass	With external and internal thread		
WKS-W90-NI 2xG1/8i	DGKE041711	Nickel-plated brass	2 internal threads		
WKS-W90-NI 2xG1/4i	DGKE041722	Nickel-plated brass	2 internal threads		
WKS-W90-NI 2xG3/8i	DGKE041733	Nickel-plated brass	2 internal threads		
WKS-W90-NI 2xG1/2i	DGKE041744	Nickel-plated brass	2 internal threads		
WKS-W90-R1a x G1i	DGKE041677	Brass	With external and internal thread		
WKS-W90-G1 1/4a xG1 1/4i	DGKE041688	Brass	With external and internal thread		
WKS-W90-G1 1/2a xG1 1/2i	DGKE041699	Brass	With external and internal thread		
WKS-W45 2xG1i MS	DGKE828356	Brass	2 internal threads		
WKS-W45 2x R1 1/4i MS	DGKE835356	Brass	2 internal threads		
WKS-W45 2x R1 1/2i MS	DGKE842356	Brass	2 internal threads		

T-pieces


Model	Art. no.	Material	Thread	Designation	
TSK-MS 90-3xR1/4a	DGKE030822	Brass	3 external threads	T-piece	
TSK-MS 90-3xR3/8a	DGKE030833	Brass	3 external threads		
TSK-MS 90-3xR1/2a	DGKE030844	Brass	3 external threads		
TSK-MS 90-3xG1/8i	DGKE039008	Brass	3 internal threads		
TSK-MS 90-3xG1/4i	DGKE039010	Brass	3 internal threads		
TSK-MS 90-3xG3/8i	DGKE039012	Brass	3 internal threads		
TSK-MS 90-3xG1/2i	DGKE039014	Brass	3 internal threads		
TSK-MS 90-3xG3/4i	DGKE039016	Brass	3 internal threads		
TSK-MS 90-3xG1i	DGKE039018	Brass	3 internal threads		
TSK-NI 90-3xR1/4a	DGKE041822	Nickel-plated brass	3 external threads		
TSK-NI 90-3xR3/8a	DGKE041833	Nickel-plated brass	3 external threads		
TSK-NI 90-3xR1/2a	DGKE041844	Nickel-plated brass	3 external threads		
TSK-NI 3xG1/4i	DGKE042122	Nickel-plated brass	3 internal threads		
TSK-NI 3xG3/8i	DGKE042133	Nickel-plated brass	3 internal threads		
TSK-NI 3xG1/2i	DGKE042144	Nickel-plated brass	3 internal threads		
TSK-MS 1xR1/4a-2xG1/4i	DGKE041922	Nickel-plated brass	1 external, 2 internal threads		
TSK-MS 1xR3/8a-2xG3/8i	DGKE041933	Nickel-plated brass	1 external, 2 internal threads		
TSK-MS 1xR1/2a-2xG1/2i	DGKE041944	Nickel-plated brass	1 external, 2 internal threads		

Connecting and joining technology

Y-pieces

	Designation	Model	Art. no.	Material	Thread
	Distributors	VT 2 3xG3/8i	DGKE035833	Brass	3 internal threads
		VT 2 3xG1/2i	DGKE035834	Brass	3 internal threads
		VT 3 4xG3/8i	DGKE035733	Brass	4 internal threads
		VT 3 4xG1/2i	DGKE035734	Brass	4 internal threads
		YS-NI 3xG1/4i	DGKE042592	Nickel-plated brass	3 internal threads
		YS-NI 3xG3/8i	DGKE042593	Nickel-plated brass	3 internal threads
	YS-NI 3xG1/2i	DGKE042594	Nickel-plated brass	3 internal threads	
		YS-NI 1xR1/4a-2xG1/4i	DGKE042222	Nickel-plated brass	1 external, 2 internal threads
		YS-NI 1xR3/8a-2xG3/8i	DGKE042233	Nickel-plated brass	1 external, 2 internal threads
		YS-NI 1xR1/2a-2xG1/2i	DGKE042244	Nickel-plated brass	1 external, 2 internal threads

Cross pieces

	Designation	Model	Art. no.	Material	Thread
	Cross piece	KZS-Alu 4 x G1/8i	DGKE023311	Aluminium	4 internal threads
		KZS-Alu 4 x G1/4i	DGKE023322	Aluminium	4 internal threads
		VRB-Alu 4 x G3/8i	DGKE023333	Aluminium	4 internal threads
		KZS-Alu 4 x G1/2i	DGKE023344	Aluminium	4 internal threads
		KZS-NI R1/4a-3xG1/4i	DGKE042322	Nickel-plated brass	3 internal threads, 1 external thread



Quick-release couplings and plug nipples made of brass, blister pack

Model	Art. no.	Thread	Designation
SK-NW7,2-G1/4a-SB	DGKE701001		Quick-release couplings with external thread
SK-NW7,2-G3/8a-SB	DGKE701002		
SK-NW7,2-G1/2a-SB	DGKE701003		
SK-NW7,2-G1/4i-SB	DGKE701004		
SK-NW7,2-G3/8i-SB	DGKE701005		Quick-release couplings with internal thread
SK-NW7,2-G1/2i-SB	DGKE701006		
SK-NW7,2-6mm-SB	DGKE701007		Quick-release couplings with hose nozzle
SK-NW7,2-9mm-SB	DGKE701008		
SK-NW7,2-13mm-SB	DGKE701209		
STNP-MS-NW7,2-13mm-SB	DGKE701212		Plug nipple with hose nozzle
STNP-MS-NW7,2-6mm-SB	DGKE701010		
STNP-MS-NW7,2-9mm-SB	DGKE701011		
STNP-MS-NW7,2-G1/4a-SB	DGKE701213		Plug nipple with external thread
STNP-MS-NW7,2-G3/8a-SB	DGKE701214		
STNP-MS-NW7,2-G1/2a-SB	DGKE701215		Plug nipple with internal thread
STNP-MS-NW7,2-G1/4i-SB	DGKE701216		
STNP-MS-NW7,2-G3/8i-SB	DGKE701217		
STNP-MS-NW7,2-G1/2i-SB	DGKE701218		
VT 2 G3/8i-2xSK-SB	DGKE701120		Distributor with quick-release couplings
VT 3 G3/8i-3xSK-SB	DGKE701121		
STL-G1/4a x 6mm-SB	DGKE771225		Hose nozzle with external thread
STL-G1/4a x 9mm-SB	DGKE771226		
STL-G3/8a x 6mm-SB	DGKE771227		
STL-G3/8a x 9mm-SB	DGKE771228		
STL-G1/2a x 9mm-SB	DGKE771231		
SLVR 6mm-SB	DGKE771250		Hose coupling
SLVR 9mm-SB	DGKE771251		
DN-MS-G1/4a x G1/4a-SB	DGKE031122	With internal cone	Double nipple
DN-MS-G1/4a x G3/8a-SB	DGKE031123	With internal cone	
DN-MS-G1/4a x G1/2a-SB	DGKE031124	With internal cone	
DN-MS-G3/8a x G3/8a-SB	DGKE031133	With internal cone	
DN-MS-G3/8a x G1/2a-SB	DGKE031134	With internal cone	
DN-MS-G1/2a x G1/2a-SB	DGKE031144	With internal cone	Reduction fitting
RDS-G1/2a x G1/4i-SB	DGKE771063	With external and internal thread	
RDS-G3/8a x G1/4i-SB	DGKE771266	With external and internal thread	
RDS-G1/2a x G3/8i-SB	DGKE771267	With external and internal thread	Reducing nipple
RDN-G1/4a x G3/8i-SB	DGKE771268	With external and internal thread	
RDN-G3/8a x G1/2i-SB	DGKE771269	With external and internal thread	
MU-MS-G1/4i-SB	DGKE771270		Sleeve
MU-MS-G3/8i-SB	DGKE771271		
MU-MS-G1/2i-SB	DGKE771272		
SLK 13-15mm/4-SB	DGKE771211		Hose clamp
SLK 15-18mm/4-SB	DGKE771212		



Minimum order quantity for specialist dealers: 5 units



Utilizing compressed air

Blowing guns	166
Impact screwdrivers	170
Ratchet screwdrivers	178
Rotary screwdrivers	180
Drills	184
Grinding machines	186
Saws	192
Riveting tongs	193
Staplers & nail guns	194
Paint spray guns	201
Material pressure vessels	208
Plaster spraying devices	209
Spray guns	212
Special gun	214
Grease guns	216
Cartridge guns	217
Needle descalers	219
Chisel hammers	222
Blasting devices	226
Tyre pressure gauges	230
Sets & Accessories	234

Which is the right compressor for the job?

		Air re- quirement [l/s]	Average air con- sumption [l/min]	Minimum power [kW]*	Air quality	
					oiled	oil-free
Ausblaspistolen						
DGKD740015	AP-BM-SN		78	0.55		x
DGKD740017	AP-BM-T9		78	0.55		x
DGKD740020	AP-RS		180	1.10		x
DGKD740021	AP-RSV 100		324	1.80		x
DGKD740035	AP-SOFT		192	1.10		x
DGKD740115	AP-BM-SNV100		180	1.10		x
DGKD740140	AP-VARIO-S		162	1.10		x
DGKD740141	AP-VARIO-L		222	1.10		x
DGKD740142	AP-VARIO-F		348	1.80		x
DGKD740143	AP-VARIO-V		222	1.10		x
DGKD740144	AP-VARIO-P		222	1.10		x
DGKD740145	AP-BM-S		234	1.50		x
DGKD740148	AP-VARIO-L-500		380	1.10		x
Impact screwdrivers						
DGKD322801	SGS 360-3/8"	5	100	1.50	x	
DGKD322810	SGS 440-1/2"	5.3	106	1.50	x	
DGKD322815	SGS 430-1/2"	5	100	1.50	x	
DGKD327610	SGS 610-1/2"	6	120	1.80	x	
DGKD322816	SGS 850-1/2"	8.2	164	1.80	x	
DGKD322817	SGS 850 D-1/2"	8.2	164	1.80	x	
DGKD322819	SGS 1100-1/2"	9.2	184	1.80	x	
DGKD322820	SGS-Set 1/2" Base	6	120	1.80	x	
DGKD322831	SGS 1700-3/4"	9.1	182	2.20	x	
DGKD322841	SGS 2000-1"	9.1	182	2.20	x	
DGKD322842	SGS 2700-1"	24	660	3.00	x	
Ratchet screwdrivers						
DGKD322860	RAS-Set 1/2" Base	5	100	1.50	x	
DGKD322861	RAS 41-1/4"	5	100	1.50	x	
DGKD322862	RAS 41-3/8"	5	100	1.50	x	
DGKD322863	RAS 68-1/2"	6	120	1.80	x	
DGKD322864	RAS 122 SW-1/2"	6	120	1.80	x	
Tyre inflators						
DGKD004009	RF-RMG			0.55		x
DGKD004011	RF-RMG-K			0.55		x
DGKD004017	RF-RM „geeicht“			0.55		x
DGKD004021	RF 12 MG			0.55		x
DGKD004026	RF 12 MG 2,5			0.55		x
DGKD004027	RF 12 DVG 0,8			0.55		x
DGKD040011	RF-RM			0.55		x
Rotary screwdrivers						
DGKD322676	DRS 1800	4.6	184	1.80	x	
DGKD322677	DRS 1000	4.6	184	1.80	x	
DGKD322678	DRS 140 SYS	7	280	2.20	x	
DGKD322680	DRS 1800-8	8	320	2.20	x	
DGKD322681	DRS 1800-8 P	8	320	2.20	x	
Drills						
DGKD322690	BM 2000-10mm	8	320	2.20	x	
DGKD322691	BM 800-13mm	8	320	2.20	x	
DGKD322692	BM-W 1400-10mm	6	240	2.20	x	
Grinding machines						
DGKD322720	ES 150-5	6.9	416	4.00	x	
DGKD322721	ES 150-2,5	6.9	416	4.00	x	
DGKD322740	BDS 330-10	6.7	402	4.00	x	
DGKD322752	SBS-Set-Base	5	300	2.20	x	
DGKD322753	SDS 220-6mm	4	240	2.20	x	
DGKD322754	SBS 220-6mm L	4	240	2.20	x	
DGKD322755	SBS-W 220-6mm	4	240	2.20	x	
DGKD322770	WSL 125	11	440	4.00	x	
DGKD322771	LH-WSL 100	14	400	4.00	x	
DGKD322659	SBS 700 SYS	3	180	2.20	x	

		Air re- quirement [l/s]	Average air con- sumption [l/min]	Minimum power [kW]*	Air quality	
					oiled	oil-free
Saws						
DGKD322322	KS 10	4	200	1.80	x	
Riveting tongs						
DGKD322311	NZ-SYS		1.1 l pro Hub	0.55	x	
Staplers/nail guns						
DGKD200091	KLK 80-16	0.3 l per impact		0.55	x	
DGKD200092	KLK 90-25	0.8 l per impact		0.55	x	
DGKD200094	KLK 114-65	1.3 l per impact		0.55	x	
DGKD200098	KLK 90-40 SYS	0.8 l per impact		0.55	x	
DGKD300046	KNG 40/50 SYS	1.1 l per impact		0.55	x	
DGKD300067	SNG-SK 50 SYS	1.1 l per impact		0.55	x	
DGKD300068	PNG-PN 25 SYS	0.3 l per impact		0.55	x	
DGKD300071	RNG-RN 90	2.9 l per impact		1.80	x	
Grease gun						
DGKD040025	FP-M	0.6 l per stroke		0.55	x	
DGKD040026	FP-A	0.6 l per stroke		0.55	x	
Cartridge guns						
DGKD040118	KTP 310 DR		60	0.55		x
DGKD040130	SIP 600		100	0.55		x
DGKD040137	KTP 310		100	0.55		x
DGKD040138	KTP 310 ALU		100	0.55		x
Needle descalers						
DGKD322416	NP 12-5000	3	150	1.80	x	
DGKD322417	NP 19-3700	3	150	1.80	x	
DGKD322418	NP 28-3500	4.8	240	2.20	x	
Blasting devices						
DGKD030025	SSP-SAV	4.7	282	3.00		x
DGKD030030	SSP-Strahlfix	2.5	150	2.20		x
DGKD030263	SSP-Strahlfix staubfrei	2.5	120	1.80		x
DGKD030034	SSP-DSP	5	300	3.00		x
DGKD030262	SSP-SAW 4 SYS	5.3	318	4.00		x
Chisel hammers						
DGKD322430	MLH-Set-Base	4	180	1.80	x	
DGKD322431	MLH 5000/41-10	9.9	446	2.20	x	
DGKD322432	MLH 3000/56-10	10.7	482	2.20	x	
DGKD322433	MLH 3000/45-12	10.8	486	3.00	x	
DGKD322434	MLH 2500/76-10	9.5	428	2.20	x	
Paint spray guns						
DGKD030059	FSP-OPTIMAL 2001-1,5	2.0	120	2.20		x
DGKD030194	FSP-FP 2001 M-MA	3.3	200	2.20		x
DGKD030206	FSP-AZ 2	2.2	130	1.80		x
DGKD030212	FSP-FP-HTE2 S	3.1	184	3.00		x
DGKD030213	FSP-FP-HTE2 MA	3.1	184	3.00		x
DGKD030290	FSP-MINI-VARIO 2	1.3	80	1.50		x
DGKD030310	FSP-FP-HTE2-1,5	3.3	200	3.00		x
DGKD030311	FSP-FP-HTE2-1,3	3.3	200	3.00		x
DGKD030312	FSP-FP-HTE2-1,8	3.3	200	3.00		x
Plaster sprayers						
DGKD030063	TSP	3.8	225	3.00		x
DGKD900514	SPR 330-6,5	5	300	4.00		x
DGKD900521	SPR 215-6,5	5	300	4.00		x
DGKD900529	SPR 215-8,5	5	300	4.00		x
Spray guns						
DGKD040006	SPP-SE	0.8	50	1.10		x
DGKD040008	SPP-SM	2	120	1.50		x
DGKD040052	UHW 2000	2	120	1.50		x
DGKD900512	SPL 750			1.50		x

* The overview does not include the simultaneous use of tools.

An overview of our blowing guns

	DGKD740020	DGKD740015 DGKD740017	DGKD740145	DGKD740021	DGKD740115	DGKD740144	DGKD740143	DGKD740140	DGKD740141 DGKD740148	DGKD740142	DGKD740035
	AP-RS	AP-BM-SN AP-BM-T9	AP-BM-S	AP-RSV 100	AP-BM- SNV100	AP-Vario-P	AP-Vario-V	AP-Vario-S	AP-Vario-L, AP-Vario-L- 500	AP-Vario-F	AP-Soft
Application options											
General blowing out work	++	++	++		++	++	+				
Small openings / recesses				++	++			+	++		
Noise-sensitive environment			++					++			
Sensitive surfaces						++					++
Locations with limited access				++	++	++	+	+	++		++
Large surfaces		+					++			++	
Drying							+			++	


++ very well suited + well suited

Blowing guns model overview

Model	Art. no.	Air requirement (l/min)	Working pressure (bar)	Page in the catalogue
AP-RS	DGKD740020	180	4-6	168
AP-BM-SN	DGKD740015	78	4-6	168
AP-BM-T9	DGKD740017	78	4-6	168
AP-BM-S	DGKD740145	234	4-6	168
AP-RSV 100	DGKD740021	324	4-6	168
AP-BM-SNV100	DGKD740115	180	4-6	168
AP-Vario-P	DGKD740144	222	4-6	169
AP-Vario-V	DGKD740143	222	4-6	169
AP-Vario-S	DGKD740140	162	4-6	169
AP-Vario-L	DGKD740141	222	4-6	169
AP-Vario-L-500	DGKD740148	380	8	169
AP-Vario-F	DGKD740142	348	4-6	169
AP-Soft	DGKD740035	192	4-6	169

Blowing guns

Extremely versatile –
the right blowing gun for every application



Our diverse portfolio of different blowing guns offers the right solution for every requirement – from the classic version with a metal alloy or solid plastic housing to the version with silent nozzle or fan jet nozzle and the blowing gun with 500 mm blast pipe for reaching places with limited access.

Blowing guns

Blowing guns with alloy housing

- Robust, impact-resistant light metal for an extended service life

- Different designs that fulfil all requirements



AP-RS

- With plug nipple for quick-action coupling
- Handy gun shape

Minimum order quantity for specialist dealers: 5 units



AP-BM-SN

- With plug nipple for quick-action coupling
- Handy gun shape



AP-BM-T9

- With nozzle for hose dia. 9 mm
- Handy gun shape



AP-BM-S

- With safety and noise reduction nozzle
- With plug nipple for quick-action coupling
- Model certificate for noise reduction according to OSHA regulations and the Swiss Accident Insurance Fund (SUVA)



AP-RSV 100

- Extended blast pipe (100 mm)
- With plug nipple for quick-action coupling

Minimum order quantity for specialist dealers: 5 units



AP-BM-SNV100

- Rotatable, extended blast pipe (100 mm)
- With plug nipple for quick-action coupling

Model	Art. no.	Air requirement (l/min)	Working pressure (bar)	Weight (kg)
AP-RS	DGKD740020	180	4-6	0.10
AP-BM-SN	DGKD740015	78	4-6	0.26
AP-BM-T9	DGKD740017	78	4-6	0.26
AP-BM-S	DGKD740145	234	4-6	0.28
AP-RSV 100	DGKD740021	324	4-6	0.14
AP-BM-SNV100	DGKD740115	180	4-6	0.31

Blowing guns with plastic housing

- Robust plastic is shatterproof and impact-resistant
- Solid plastic housing prevents cold hands when working
- Stepless trigger lever for accurate dosage of compressed air

AP-Vario-P

- Suitable for sensitive surfaces
- Nozzle tip with removable rubber cover prevents scratches on the workpiece

Minimum order quantity for specialist dealers: 5 units

AP-Vario-V

- Venturi nozzle increases the air flow rate by 100%

Minimum order quantity for specialist dealers: 5 units

AP-Vario-S

- Extremely quiet due to silent nozzle
- Anti-block function prevents the air flow from blocking when the nozzle is applied

Minimum order quantity for specialist dealers: 5 units

AP-Vario-L

- 300 mm blast pipe is ideal for awkward spots that are difficult to access

AP-Vario- L-500

- Used primarily in farming applications such as blowing out combine harvester radiators or blowing down large loading areas
- 500 mm blast pipe is ideal for awkward spots that are difficult to access

AP-Vario-F

- Fan jet nozzle for particularly large surfaces

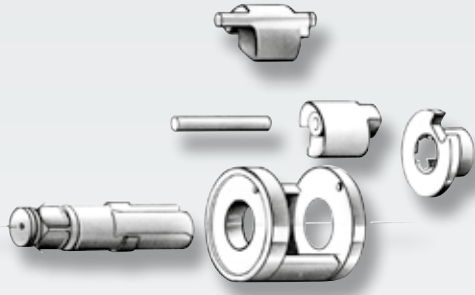
AP-Soft

- Handy, straight design perfect for minor blowing tasks
- 3 m spiral hose for extra flexibility



Model	Art. no.	Air requirement (l/min)	Working pressure (bar)	Weight (kg)
AP-Vario-P	DGKD740144	222	4-6	0.12
AP-Vario-V	DGKD740143	222	4-6	0.14
AP-Vario-S	DGKD740140	162	4-6	0.14
AP-Vario-L	DGKD740141	222	4-6	0.16
AP-Vario-L-500	DGKD740148	380	8	0.16
AP-Vario-F	DGKD740142	348	4-6	0.10
AP-Soft	DGKD740035	192	4-6	0.18

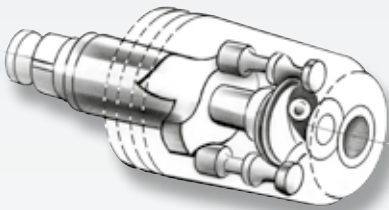
Which is the right impact screwdriver for the job?



Single-stroke impact screwdriver

The tried-and-tested single-stroke impact screwdriver delivers one stroke per rotation to one side of the drive spindle for high power generation.

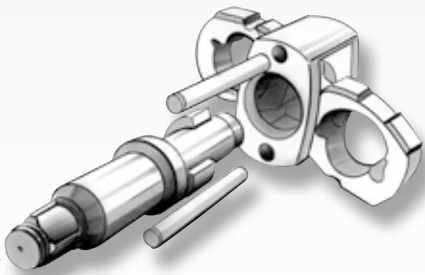
Impact screwdrivers of this kind are suitable for light to moderately heavy assembly work.



Roller impact screwdriver (also known as pin/Dynapact impact screwdriver)

The roller impact screwdriver strikes the drive spindle with two pins. It is characterised by its particularly low vibration level and rapid torque build-up.

Impact screwdrivers of this kind are suitable for rapid assembly work.



Twin-hammer impact mechanism

The twin-stroke impact screwdriver operates with two ring strokes, delivering two strokes per rotation, one on each side of the drive spindle. This makes for a compact design and allows the impact screwdriver to achieve a particularly high peak torque.

Impact screwdrivers of this kind are suitable for difficult to very difficult screw connections.

Always use a tool that corresponds to requirements. Use of an oversized tool can result in damage to the screw connection and/or to the workpiece. Use of an undersized tool causes excessive wear to the tool.

Recommended values for tightening torques for screws in accordance with DIN 912

Dimensions	Standard thread					
	Tightening torque (Nm)					
Property class*	4.6	5.6	6.8	8.8	10.9	12.9
M 2x0,40	0	0	0	0	0	1
M 3x0,50	0	1	1	1	2	2
M 4x0,70	1	1	2	3	4	5
M 5x0,80	2	3	5	6	8	10
M 6x1,00	4	5	8	10	14	17
M 8x1,25	9	12	19	25	35	42
M 10x1,50	19	23	37	49	70	83
M 12x1,75	32	40	65	86	121	146
M 14x2,00	52	65	104	138	194	233
M 16x2,00	81	101	161	215	302	363
M 18x2,50	111	139	222	296	417	500
M 20x2,50	157	197	315	420	590	709
M 22x2,50	215	269	430	574	807	968
M 24x3,00	272	340	544	726	1020	1224
M 27x3,00	400	500	800	1067	1500	1800
M 30x3,50	542	677	1083	1445	2032	2438
M 33x3,50	739	923	1477	1969	2770	3323
M 36x4,00	948	1185	1896	2528	3555	4266

Dimensions	Fine thread					
	Tightening torque (Nm)					
Property class*	4.6	5.6	6.8	8.8	10.9	12.9
M 8 x 1,00	10	13	20	27	38	45
M 10 x 1,25	21	26	42	56	78	94
M 12 x 1,50	34	43	68	91	128	153
M 14 x 1,50	56	70	113	150	211	253
M 16 x 1,50	87	108	173	231	324	389
M 18 x 1,50	126	157	252	336	472	567
M 20 x 1,50	176	220	352	469	659	791
M 22 x 1,50	237	297	475	633	890	890
M 24 x 2,00	312	390	624	832	1169	1403

* Property classes in accordance with DIN 912

Impact screwdrivers are designed for heavy screwing work carried out over a short period of time. If a screwing process that is carried out in the right operating conditions (pressure, air volume, air quality) cannot be completed after a few minutes, we recommend using a more powerful tool.

An overview of our impact screwdrivers

	DGKD322801	DGKD322815	DGKD322810	DGKD327610	DGKD322816	DGKD322819	DGKD322820	DGKD322831	DGKD322841	DGKD322842
	SGS 360 3/8"	SGS 430 1/2"	SGS 440 1/2"	SGS 610 1/2"	SGS 850 1/2"	SGS 1100 1/2"	SGS-Set Base 1/2"	SGS 1700 3/4"	SGS 2000 1"	SGS 2700 1"
Application options										
Pass. car wheels		++	++	++	++	+	+			
Pass. car axles			++	++	++	++	+			
Pass. car engines	++	++	++	+						
Pass. car body	++	++	++	++			+			
Comm. veh. wheels					++	++		++		
Comm. veh. axles				++	++	++		++		
Comm. veh. engines	++	++	++	+			+			
Comm. veh. body		++	+	+	++	++	+	++		
Truck wheels								++	++	++
Truck axles						++		++	++	++
Truck engines		++	++	++	++		+			
Truck body					++	++		++	++	++
Metal structures	++	++	++	+	++	++	+	++	++	
Machinery	++	++	++	+	++	++	+	++	++	

++ very well suited

+ well suited

Impact screwdriver model overview

Model	Art. no.	Socket [square]	Air requirement [l/s]	Working torque [Nm]	Weight [kg]	Page in the catalogue
SGS 360-3/8"	DGKD322801	3/8"	5	340	1.3	174
SGS 430-1/2"	DGKD322815	1/2"	5	405	1.3	174
SGS 440-1/2"	DGKD322810	1/2"	5,3	440	1.1	174
SGS 610-1/2"	DGKD327610	1/2"	6	600	2.3	175
SGS 850-1/2"	DGKD322816	1/2"	8,2	815	2.0	175
SGS 850 D-1/2"	DGKD322817	1/2"	8,2	815	2.0	175
SGS 1100-1/2"	DGKD322819	1/2"	9,2	1,100	2.1	175
SGS-Set 1/2" Base	DGKD322820	1/2"	6	345	2.2	176
SGS 1700-3/4"	DGKD322831	3/4"	9,1	1,629	3.7	176
SGS 2000-1"	DGKD322841	1"	9,1	1,900	3.7	176
SGS 2700-1"	DGKD322842	1"	24	2,700	11.0	177

Impact screwdrivers

Extremely powerful and easy to use –
the right model for every application



Extremely lightweight
thanks to high-quality
composite housing



Long service life
thanks to high-quality
and robust components



Economical to use
with energy-efficient 3-stage
torque setting



Fast work
with simple one-handed
changeover from clockwise
to anti-clockwise direction



Extremely powerful
with minimal wear thanks
to robust Twin-Hammer
impact mechanism



Example: Impact screwdriver SGS 850-1/2"



Ergonomic handle
to avoid intermittent stress
of hand-arm system

These impact screwdrivers impress with their compact design and simultaneously high torques. The different models are suitable for various screw connections at machines and metal structures, motors, tyres and vehicle bodes. They are particularly ideal for motor vehicle, commercial vehicle, bus, bike, repair, assembly and metalworking companies, as well as hauliers, agriculture and industry.

Impact screwdrivers

Impact screwdriver 3/8"



- Ideal for car and truck engines and motors, metal structures and mechanical engineering thanks to 3/8" spindle
- Powerful with 564 Nm breakaway torque and ultralight design at 1.3 kg
- Avoidance of intermittent stress of hand-arm system thanks to ergonomic handle
- Optimal centre of gravity for secure and pleasant guiding of device
- Switch from clockwise to anti-clockwise operation with one hand to save time

✓	Twin-Hammer impact mechanism
✓	3 torque stages in clockwise direction
✓	Lightweight, sound-insulated composite housing that is also insulated against the cold
✓	Optimal centre of gravity for secure and pleasant guiding of device

Model	Art. no.	Socket (square)	Air requirement (l/s)	Working pressure (bar)	Working torque (Nm)	Vibration (m/s ²)	Weight (kg)	Dimensions (L x W x H)
SGS 360-3/8"	DGKD322801	3/8"	5	6.3	340	4.6	1.3	153x55x216

Impact screwdriver 1/2"



- Ideal for automotive shops, repair shops, tyre services, assembly shops, metalworking shops
- Perfect for awkward spots that are difficult to access thanks to compact small design
- Extremely powerful with 678 Nm breakaway torque
- Avoidance of intermittent stress of hand-arm system thanks to ergonomic handle
- Optimal centre of gravity for secure and pleasant guiding of device
- Switch from clockwise to anti-clockwise operation with one hand to save time

✓	Twin-Hammer impact mechanism
✓	3 torque stages in clockwise direction
✓	Lightweight, sound-insulated composite housing that is also insulated against the cold
✓	Optimal centre of gravity for secure and pleasant guiding of device

Model	Art. no.	Socket (square)	Air requirement (l/s)	Working pressure (bar)	Working torque (Nm)	Vibration (m/s ²)	Weight (kg)	Dimensions (L x W x H)
SGS 430-1/2"	DGKD322815	1/2"	5	6.3	405	4.6	1.3	153x55x216

Impact screwdriver 1/2"



- Compact design ideal for use in constricted spaces
- Excellent weight/performance ratio, up to 700 Nm breakaway torque with weight of 1.1 kg
- Switch from clockwise to anticlockwise operation with one hand to save time
- Anti-slip and ergonomic rubber handle for comfortable work
- Versatile 1/2" spindle is particularly suitable for wheel changes and all kinds of medium-sized screw connection in passenger vehicle, repair, assembly and metalworking workshops

✓	Twin-hammer impact mechanism
✓	2 torque stages in clockwise direction
✓	Lightweight cold and noise isolating composite housing

700 Nm
Breakaway torque

Model	Art. no.	Socket (square)	Air requirement (l/s)	Working pressure (bar)	Working torque (Nm)	Vibration (m/s ²)	Weight (kg)	Dimensions (L x W x H)
SGS 440-1/2"	DGKD322810	1/2"	5.3	6.3	440	5.1	1.1	121x63x170

Impact screwdriver 1/2"

- Ideal for automotive shops, repair shops, tyre services, assembly shops, metalworking shops
- Extremely robust, impact-resistant device with one-piece metal housing
- Rubber handle reduces vibrations and provides insulation against the cold
- Switch from clockwise to anti-clockwise operation with one hand to save time

Roller hammer impact mechanism	✓
4 torque stages in clockwise direction	✓



Model	Art. no.	Socket (square)	Air requirement (l/s)	Working pressure (bar)	Working torque (Nm)	Vibration (m/s ²)	Weight (kg)	Dimensions (L x W x H)
SGS 610-1/2"	DGKD327610	1/2"	6	6.3	600	3.2	2.3	190x65x225

Impact screwdriver 1/2"

- Ideal for automotive shops and tyre services thanks to diverse application possibilities
- Perfect for large and stiff screw connections thanks to massive breakaway torque of 1356 Nm
- Avoidance of intermittent stress of hand-arm system thanks to ergonomic handle
- Optimal centre of gravity for secure and pleasant guiding of device
- Switch from clockwise to anti-clockwise operation with one hand to save time

Twin-Hammer impact mechanism	✓
Lightweight, sound-insulated composite housing that is also insulated against the cold	✓
SGS 850 – 3 torque stages in clockwise direction	✓
SGS 850 D – 1 torque stage in clockwise direction; limited tightening torque of 90 Nm	✓



Model	Art. no.	Socket (square)	Air requirement (l/s)	Working pressure (bar)	Working torque (Nm)	Vibration (m/s ²)	Weight (kg)	Dimensions (L x W x H)
SGS 850-1/2"	DGKD322816	1/2"	8.2	6.3	815	4.8	2.0	183x69x230
SGS 850 D-1/2"	DGKD322817	1/2"	8.2	6.3	815	4.8	2.0	183x69x230



Impact screwdriver 1/2"

- Universal application for passenger car and truck engines, metal structures and mechanical engineering thanks to high torque with 1/2" socket
- Excellent weight/performance ratio, up to 1750 Nm breakaway torque with weight of 2.1 kg
- Perfect for large screw connections thanks to breakaway torque of 1750 Nm
- Anti-slip and ergonomic rubber handle for comfortable work

Twin-Hammer impact mechanism	✓
3 torque stages in clockwise direction	✓
Lightweight, sound-insulated composite housing that is also insulated against the cold	✓

1750 Nm
Breakaway torque



Model	Art. no.	Socket (square)	Air requirement (l/s)	Working pressure (bar)	Working torque (Nm)	Vibration (m/s ²)	Weight (kg)	Dimensions (L x W x H)
SGS 1100-1/2"	DGKD322819	1/2"	9.2	6.3	1,100	7.3	2.1	194x68x207



Impact screwdrivers

Impact screwdriver 1/2"



- Universal impact screwdriver set with selection of versatile accessories for a wide range of applications, even in the DIY sector
- Air control valve for stepless adaptation of the torque for clockwise/anticlockwise rotation
- Switch from clockwise to anticlockwise operation with one hand to save time
- Rubber handle reduces vibrations and insulates against the cold

✓	Hammer impact mechanism
✓	In plastic case with 10 socket spanners (10 to 13, 15, 17, 19, 22, 24, 27)

Model	Art. no.	Socket (square)	Air requirement (l/s)	Working pressure (bar)	Working torque (Nm)	Vibration (m/s ²)	Weight (kg)	Dimensions (L x W x H)
SGS-Set 1/2" Base	DGKD322820	1/2"	6	6,3	345	3,8	2,2	178x70x225

Impact screwdriver 3/4"



- Extremely powerful impact screwdriver with 2978 Nm breakaway torque for commercial vehicles workshops and tyre services
- Avoidance of intermittent stress of hand-arm system thanks to ergonomic handle
- Optimal centre of gravity for secure and pleasant guiding of device
- Switch from clockwise to anti-clockwise operation with one hand to save time

✓	Twin-Hammer impact mechanism
✓	3 torque stages in clockwise direction
✓	Lightweight, sound-insulated composite housing that is also insulated against the cold
✓	Excellent weight-performance ratio with only 3.7 kg

Model	Art. no.	Socket (square)	Air requirement (l/s)	Working pressure (bar)	Working torque (Nm)	Vibration (m/s ²)	Weight (kg)	Dimensions (L x W x H)
SGS 1700-3/4"	DGKD322831	3/4"	9,1	6,3	1,629	4,8	3,7	214x84x266

Impact screwdriver 1"



- Ideal for large screw fittings on trucks and buses thanks to 1" spindle
- Extremely powerful with 3150 Nm breakaway torque
- Practical one-handed operation with gun shape
- Avoidance of intermittent stress of hand-arm system thanks to ergonomic handle
- Optimal centre of gravity for secure and pleasant guiding of device

Twin-Hammer impact mechanism	✓
3 torque stages in clockwise direction	✓
Lightweight, sound-insulated composite housing that is also insulated against the cold	✓

Model	Art. no.	Socket (square)	Air requirement (l/s)	Working pressure (bar)	Working torque (Nm)	Vibration (m/s ²)	Weight (kg)	Dimensions (L x W x H)
SGS 2000-1"	DGKD322841	1"	9,1	6,3	1,900	4,8	3,7	214x84x266

Impact screwdriver 1"

- Very powerful impact screwdriver for tough applications at or in commercial vehicles, buses, agricultural and construction machines
- Long 1" spindle for easy work, even on double tyres
- Spindle with pinhole for safeguarding the socket spanner with locking pin

Twin-hammer impact mechanism	✓
3 torque settings for clockwise and anticlockwise rotation	✓
Additional side handle for smooth device guidance	✓



Model	Art. no.	Socket (square)	Air requirement (l/s)	Working pressure (bar)	Working torque (Nm)	Vibration (m/s ²)	Weight (kg)	Dimensions (L x W x H)
SGS 2700-1"	DGKD322842	1"	24	6,3	2,700	18,5	11	527x213x176

Set of sockets for impact screwdriver

Model	Art. no.	Number of socket spanners (pc.)	Socket sizes
SKSL-Set 3/8"-8	DGKD322275	8	8, 10, 11, 12, 13, 14, 17, 19
SKSL-Set 1/2"-10	DGKD322268	10	11, 12, 13, 14, 15, 17, 19, 21, 22, 24
SKSL-Set 1/2"-2 long	DGKD322292	2	17, 19 extended version, 78 mm long
SKSL-Set 1/2"-3 Alu	DGKD322294	3	17, 19, 21 plastic-coated, for aluminium wheel rims
SKSL-Set 3/4"-8	DGKD322298	8	24, 27, 29, 30, 32, 35, 36, 38
SKSL-Set 1"-7	DGKD322278	7	24, 27, 30, 32, 35, 36, 38



Wall bracket for impact screwdriver 1/2"

Model	Art. no.
WH-SGS	DGKB322610

- Holder for impact screwdrivers up to 1/2"
- With 4 retaining pins for socket spanners and storage trays for small parts
- 2 strong magnetic holders for simple fastening to all vertical metal surfaces



Ratchet screwdrivers

Slimline design, extremely handy –
perfect for reaching places with limited access



Compact design
ideal for use in
constricted spaces



Fatigue-free work
thanks to lightweight
design



Roller impact mechanism
designed especially for
stiff screw connections



Anti-slip and ergonomic
handle for **safe work**



Example: Ratchet screwdriver RAS 122 SW-1/2"

Thanks to their slim and handy design, these ratchet screwdrivers are suitable for slackening and tightening screw fittings in narrow spots which are difficult to access. This makes them the perfect partner in automotive engineering, agriculture or assembly and metalworking companies.

Ratchet screwdrivers

- Lightweight design for fatigue-free work
- Compact design for use in constricted spaces
- Trigger lever and clockwise/anti-clockwise direction adjustment in the ratchet head ensure easy operation

RAS-Set 1/2" Base

- Robust metal casing
- In a set with 7 socket spanners, extension, joint and bit adapter



RAS 41-1/4"

- Particularly compact for working in very tight spaces
- Anti-slip and ergonomic handle
- Rubber ratchet head protects body and workpiece against scratches
- Rotatable compressed air connection for greater flexibility



RAS 41-3/8"

- Anti-slip and ergonomic handle
- Rubber ratchet head protects body and workpiece against scratches
- Rotatable compressed air connection for greater flexibility
- Stepless adaptation of speed at tool



RAS 68-1/2"

- Anti-slip and ergonomic handle
- Rubber ratchet head protects body and workpiece against scratches
- Rotatable compressed air connection for greater flexibility
- Stepless adaptation of speed at tool



RAS 122 SW-1/2"

- Dead blow operation reduces the risk of injury
- Anti-slip and ergonomic handle
- Impact mechanism designed especially for stiff screw connections
- Rotatable compressed air connection for greater flexibility



Model	Art. no.	Socket (Square bolt)	Torque (Nm)	Air requirement (l/s)	Working pressure (bar)	Rotational speed (rpm)	Length (mm)	Weight (kg)
RAS-Set 1/2" Base	DGKD322860	1/2"	68	5	6.3	200	265	1.1
RAS 41-1/4"	DGKD322861	1/4"	41	5	6.3	200	177	0.5
RAS 41-3/8"	DGKD322862	3/8"	41	5	6.3	200	196	0.5
RAS 68-1/2"	DGKD322863	1/2"	68	6	6.3	150	256	1.2
RAS 122 SW-1/2"	DGKD322864	1/2"	122	6	6.3	600	279	1.3

Set of sockets for ratchet screwdriver

Model	Art. no.	Number of socket spanners (pc.)	Socket sizes
SKSL-Set 1/2"-10	DGKD322268	10	11, 12, 13, 14, 15, 17, 19, 21, 22, 24




Rotary screwdriver model overview

Model	Art. no.	Max. torque [Nm]	Speed [rpm]	Weight [kg]	Page in the catalogue
DRS 1800-8	DGKD322680	3-8	1,800	1.2	182
DRS 1000	DGKD322677	3	1,000	0.5	182
DRS 1800	DGKD322676	1,6	1,800	0.5	182
DRS 1800-8 P	DGKD322681	3-8	1,800	1.1	183
DRS 140 SYS	DGKD322678	100	11,500	1.0	183

Rotary screwdrivers

Extremely versatile –
For all types of screw fittings



The versatile rotary screwdrivers with hexagon socket 1/4" are ideal for fastening and slackening screw fittings in plastic, metal, wood or similar materials. They are available in a straight design with baton handle and hanger bracket or in gun shape. They are suitable for use in the plastics, wood and metal industry, the vehicle industry or woodworking.

Rotary screwdrivers

Straight rotary screwdriver

- Rod grip and hanger bracket particularly suitable for series production
- Lightweight design for fatigue-free work
- Simple tool change thanks to bit support
- Stepless torque adjustment on the outer adjusting ring allows for flexible working



DRS 1800-8

- Anti-slip and ergonomic handle
- Extremely low noise due to exhaust air silencer



DRS 1000

- Switch from clockwise to anti-clockwise operation with one hand to save time
- Contact release for a high degree of safety: Rotary screwdriver does not start unless contact is made with the screw
- Extremely quiet thanks to exhaust silencer
- Rubber handle reduces vibrations and provides insulation against the cold



DRS 1800

- Switch from clockwise to anti-clockwise operation with one hand to save time
- Contact release for a high degree of safety: Rotary screwdriver does not start unless contact is made with the screw
- Extremely quiet thanks to exhaust silencer
- Rubber handle reduces vibrations and provides insulation against the cold

Model	Art. no.	Socket (hexagonal)	Air requirement (l/s)	Working pressure (bar)	Max. torque (Nm)	Rotational speed (rpm)	Weight (kg)
DRS 1800-8	DGKD322680	1/4"	8	6.3	3-8	1,800	1.2
DRS 1000	DGKD322677	1/4"	4.6	6	3.0	1,000	0.5
DRS 1800	DGKD322676	1/4"	4.6	6	1.6	1,800	0.5

Tip

Rotary screwdrivers have a repeat accuracy of $\pm 3\%$ and are therefore particularly suitable for series production.

Gun rotary screwdriver

- Fatigue-free work due to low weight
- Bit reception for simple tool changes

DRS 1800-8 P

- Very lightweight and ergonomic composite housing
- Very quiet thanks to built-in silencer
- Switch from clockwise to anticlockwise operation with one hand to save time
- Stemless torque adjustment on the outer adjusting ring allows for flexible working



DRS 140 SYS

- Dual impact mechanism for loosening extremely stiff screws
- 100 Nm torque suitable for screw fittings with screws 6 x 100 mm or smaller (e.g. in pine)
- In a Mini Sustainer with magnetic bit holder and 4 bits
- Flexible work thanks to four-stage torque adjustment



Model	Art. no.	Socket (hexagonal)	Air requirement (l/s)	Working pressure (bar)	Max. torque (Nm)	Rotational speed (rpm)	Weight (kg)
DRS 1800-8 P	DGKD322681	1/4"	8	6.3	3-8	1,800	1.1
DRS 140 SYS	DGKD322678	1/4"	7	6.3	100	11,500	1

Drills

Extremely small and lightweight –
the handy alternative to an electric drill



These drills impress not only with their ergonomic design, but also avoid the dispersion of dust or chippings thanks to the practical exhaust air guide to the rear. They are used in the woodworking, metal or plastics industry, as well as in the vehicle industry and trade.

- Fatigue-free work as much lighter and more compact than comparable power drills
- Keyless chuck - effortless replacement of drill bits and drivers
- Exhaust air guide with handle ensures no dust dispersion

BM 2000-10mm

- Powerful tanks to high-performance compressed air motor
- Very lightweight and ergonomic composite housing
- Switch from clockwise to anticlockwise operation with one hand to save time
- Very quiet thanks to built-in silencer



BM 800-13mm

- Powerful slow rotating motor specially designed for tools with a larger diameter
- Very lightweight and ergonomic composite housing
- Switch from clockwise to anticlockwise operation with one hand to save time
- Very quiet thanks to built-in silencer
- Additional side handle guarantees safe handling, even when using large drill bits or stirrers



BM-W 1400-10mm

- Angle head ideal for working in tight spaces that are difficult to access
- Anti-slip and ergonomic handle



Model	Art. no.	Drill chuck (mm)	Air requirement (l/s)	Working pressure (bar)	Power (Watt)	Torque (Nm)	Speed (rpm)	Weight (kg)
BM 2000-10mm	DGKD322690	10	8	6.3	400	10	2,000	1.0
BM 800-13mm	DGKD322691	13	8	6.3	400	15	800	1.3
BM-W 1400-10mm	DGKD322692	10	6	6.3	400	10	1,400	1.2

Grinder model overview

Model	Art. no.	Air requirement [l/s]	Speed [rpm]	Weight [kg]	Length [cm]	Page in the catalogue
SBS-Set-Base	DGKD322752	5	22,000	0.6	19.7	188
SBS 220-6mm	DGKD322753	4	25,000	0.4	15.9	188
SBS 220-6mm L	DGKD322754	4	25,000	0.7	25.6	188
SBS-W 220-6mm	DGKD322755	4	20,000	0.7	18.1	188
SBS 700 SYS	DGKD322659	2.8	70,000	0.23	13	188
WSL 125	DGKD322770	11	12,000	2.0	22.9	190
LH-WSL 100	DGKD322771	14	14,000	1.7	37.2	190
ES 150-5	DGKD322720	6.9	12,000	0.84	22.0	191
ES 150-2,5	DGKD322721	6.9	12,000	0.83	22.0	191
BDS 330-10	DGKD322740	6.7	20,000	0.85	33.0	191

Grinders

Different designs –
Numerous fields of application

Rubber side grip
can be installed for left- and right-handed individuals

Quick grinding disc changes
thanks to spindle stop

Highly powerful
thanks to large pneumatic motor

No swarf dispersal
thanks to exhaust air being routed to the rear

User protection
thanks to tool-free adjustable protective hood

Example: Angle grinder WSL 125

These grinders are multifunction thanks to their various designs. They are ideal for delicate work in model making and fixture construction, as well as heavy-duty grinding work in vehicle body construction and deburring welded seams.

Grinding machines

Axial grinder

- Perfect for awkward spots that are difficult to access thanks to compact small design
- Exhaust air guide towards the rear prevents dust dispersion
- Lightweight design for fatigue-free work



SBS-Set-Base

- Actuating lever with trigger safety device against unintentional startup of tool
- In a set with 3.0 and 6.0 mm collets, each with five 3.0 and 6.0 mm mounted points
- Robust metal casing



SBS 220-6mm

- Actuating lever with trigger safety device against unintentional startup of tool
- Simple adjustment of speed at handle
- Incl. 3 & 6 mm collet chuck
- Ergonomic rubber handle with reduced vibrations
- Rotatable compressed air connection for more flexibility



SBS 220-6mm L

- Long version for working in places that are difficult to access
- Actuating lever with trigger safety device against unintentional startup of tool
- Simple adjustment of speed at handle
- Ergonomic rubber handle absorbs vibrations
- Rotatable compressed air connection for more flexibility
- Incl. 3 & 6 mm collet chuck



SBS-W 220-6mm

- Angled version for working in tight spaces
- Actuating lever with trigger safety device against unintentional startup of tool
- Simple adjustment of speed at handle
- Ergonomic rubber handle absorbs vibrations
- Rotatable compressed air connection for more flexibility
- Incl. 3 & 6 mm collet chuck



SBS 700 SYS

- High-precision mini axial grinder with stepless speed adjustment for simple operation
- Pen design ideal for reaching into the smallest recesses
- In a Mini-Systainer with 2.3 mm and 3.0 mm collet chucks

Model	Art. no.	Air requirement (l/s)	Working pressure (bar)	Rotational speed (rpm)	Weight (kg)	Length (cm)
SBS-Set-Base	DGKD322752	5	6.3	22,000	0.6	19.7
SBS 220-6mm	DGKD322753	4	6.3	25,000	0.4	15.9
SBS 220-6mm L	DGKD322754	4	6.3	25,000	0.7	25.6
SBS-W 220-6mm	DGKD322755	4	6.3	20,000	0.7	18.1
SBS 700 SYS	DGKD322659	2,8	6.3	70,000	0.23	13.0

Grinding points

Model	Art. no.	Körnung	Shaft dia. (mm)	Packaging unit (pc.)
SFI-Standard	DGKB322525	P60 / P80	6/3	10



Grinding drum

- 4 rubber grinding drums plus sandpaper
- Grinding drums 9/12 mm diameter with 3 mm shaft, 18/25 mm with 6 mm shaft

Model	Art. no.	Shaft dia. (mm)
SLW-Set 9/12/18/25	DGKB322500	3/6



Abrasive sleeve

Model	Art. no.	Grit	Shaft dia. (mm)	Packaging unit (pc.)
SFH 18/10	B322533	P100	6	10
SFH 25/10	DGKB322534	P100	6	10
SFH 9/10	DGKB322531	P100	3	10
SFH 12/10	DGKB322532	P100	3	10



Tip

Save money: Our grinders are designed for a working pressure of 6.3 bar. Working times may increase by as much as 40% with only one less bar of pressure (e.g. due to smaller hose diameter or inferior couplings).

Grinding machines

Angle grinder

- Powerful compressed air motor does not burn out like electric motors
- Exhaust air guide towards the rear ensures no swarf dispersion
- Actuating lever with trigger safety device against unintentional startup of tool



WSL 125

- Extremely quick grinding disc changes thanks to spindle stop
- Rubber side grip can be installed for left- and right-handed individuals
- Protective hood can be adjusted without tools for protection against sparks
- For standard grinding wheels up to dia. 125 mm



LH-WSL 100

- Extremely quick grinding disc changes thanks to spindle stop
- Hervorragend geeignet für Einsätze an schwer zugänglichen Stellen durch schmale Bauform
- Protective hood can be adjusted without tools for protection against sparks
- For cut-off wheels 100 x 1 x 16 mm

Model	Art. no.	Air requirement (l/s)	Working pressure (bar)	Rotational speed (rpm)	Weight (kg)	Length (cm)
WSL 125	DGKD322770	11	6.3	12,000	2.0	22.9
LH-WSL 100	DGKD322771	14	6.3	14,000	1.7	37.2

Quick action clamping nut



Model	Art. no.	Suitable for
SLS-M 14 WSL 125	DGKB322538	Angle grinder WSL 125

Grinding wheels

- Suitable for LH-WSL 100 angle grinder

Model	Art. no.	Disc Ø (mm)	Disc thickness (mm)	Hole (mm)	Packaging unit (pieces)
SFS 100x1x16/5	DGKB322713	100	1	16	5

Side grip



- Vibration-reducing side grip

Model	Art. no.	Suitable for
HG-VR-WSL 125	DGKB322539	Angle grinder WSL 125

Eccentric grinder

- Fatigue-free grinding thanks to fewer vibrations
- Unlimited view of the workpiece with narrow collar
- Particularly low air consumption for economical work

- ✓ 150 mm grinding disc with 2.5 or 5 mm eccentric stroke
- ✓ Suitable for typical 15-hole, 8-hole and 6-hole sanding paper



Model	Art. no.	Air requirement (l/s)	Max. Working pressure (bar)	Rotational speed (rpm)	Pad dimensions (mm)	Stroke (mm)	Noise (dB(A))	Weight (kg)
ES 150-5	DGKD322720	6.9	6.3	12,000	150	5	84.1	0.84
ES 150-2,5	DGKD322721	6.9	6.3	12,000	150	2.5	84.3	0.83

Grinding disc

Typ	Art.-Nr.
SFT-15-150	DGKB322720

Belt grinder

- Powerful compressed air motor does not burn out like electric motors
- Exhaust air guide towards the rear ensures no swarf dispersion
- Actuating lever with trigger safety device against unintentional startup of tool

- ✓ Narrow grinding belt (10 mm) particularly suitable for cramped spaces
- ✓ Automatic belt tensioner for easy abrasive belt changes



Model	Art. no.	Air requirement (l/s)	Working pressure (bar)	Rotational speed (rpm)	Weight (kg)
BDS 330-10	DGKD322740	6.7	6.3	20,000	0.85

Grinding belts

Model	Art. no.
SFB 330x10 K80/5	DGKB322502
SFB 330x10 K120/5	DGKB322503
SFB 330x10 K180/5	DGKB322504



Saws

Effortless operation –
Feel safe



Robust plastic housing
noticeably reduces vibration
and noise development



Better flexibility
thanks to rotatable
compressed air connection



**Infinitely variable
stop bracket**
for extended service life and
reduced saw blade wear



**Safety lever
prevents unintentional
start-up**



Example: Car body saw KS 10

Car body saw



- Effortless separation of body sheet metal and plastic parts
- Low noise and vibrations thanks to robust plastic housing
- Infinitely variable stop bracket for extended service life and reduced saw blade wear

- ✓ Better flexibility thanks to rotatable compressed air connection
- ✓ 3 saw blades
- ✓ Safety lever prevents unintentional start-up

Model	Art. no.	Air requirement (l/s)	Working pressure (bar)	Number of strokes (rpm)	Stroke length (mm)	Cutting thickness (mm)	Weight (kg)
KS 10	DGKD322322	4	6.3	9,500	10	3.1	0.8

Saw blades



- Bi-metal version

- Pack of 5

Model	Art. no.	For metal plate thickness (mm)	Toothed length (mm)	Tooth pitch (mm)
SGB-Bimet 0,3-0,8/5	DGKB322520	0.3-0.8	50	0.8
SGB-Bimet 0,8-1,2/5	DGKB322521	0.8-1.2	50	1

Riveting tongs

flexible, user-friendly –
extremely versatile



Different rivet guides
suitable for different rivets



Use with smaller compressors possible
due to low air requirement



Cleaner work
as the rivet pins are collected
in container

Example: Blind riveting tongs NZ-SYS

Blind riveting tongs

- Different rivet guides suitable for all standard rivet types
- Cleaner work as the rivet pins are collected in container
- Can be used with smaller compressors because of low air requirement



In a Systainer with various rivet holders and 4 x 10 riveting bolts

Model	Art. no.	Air requirement (l/stroke)	Working pressure (bar)	Rivets Ø (mm)	Weight (kg)
NZ-SYS	DGKD322311	1.1	6.3	2.4 - 4.8	1.7



These riveting tongs ensure cleaner work during operation thanks to the container for the rivet pins. Selection of rivet guides available that are compatible with different rivets – Ideal for the construction of ventilation systems, façades, switch cabinets and vehicles and also suitable for the aviation industry.

Overview of our staplers and nail guns

	DGKD200091	DGKD200092	DGKD200098	DGKD200094	DGKD300046	DGKD300067	DGKD300068	DGKD300071
	KLG 80-16	KLG 90-25	KLG 90-40	KLG 114-65	KNG 40/50	SNG-SK 50	PNG-PN 25	RNG RN 90
Application options								
Sheeting, insulation material	++							
Fabrics, leather	++							
Furniture rear panels	++	++	+		+			
Skirting boards					++	++	+	
Wooden ceilings		+	++		++	+		
Tongue and groove boards/ panels		++	++		++	+		
Gypsum plasterboard/OSBs				++				+
Boxes, pallets			+	++	+	+		++
Trim strips, decorative elements					+	+	++	
Window beads					+	+	++	
Roof battens								++
Cladding								++
Timber frames and trestles								++

++ very well suited + well suited

Stapler and nail gun model overview

Model	Art. no.	Air requirement [l/impact]	Magazine capacity	Weight [kg]	Page in the catalogue
KLG 80-16	DGKD200091	0.3	157	0.87	196
KLG 90-25	DGKD200092	0.8	100	1.1	196
KLG 90-40 SYS	DGKD200098	0.8	100	1.1	196
KLG 114-65	DGKD200094	1.3	130	2.5	196
SNG-SK 50 SYS	DGKD300067	1.1	100	1.26	198
KNG 40/50 SYS	DGKD300046	1.1	100	1.1	198
PNG-PN 25 SYS	DGKD300068	0.3	102	0.95	199
RNG-RN 90	DGKD300071	2.9	63	3.3	200

Staplers and nail guns

For strong joints



Compact, lightweight design for easy handling and fatigue-free work



Rubber handle reduces vibrations and provides insulation against the cold



Simple and precise adjustment of the staple insertion depth with tool-free depth setting



User-friendly sliding mechanism on the magazine makes loading the staples easy

Example: Stapler KLG 114-65

Our extensive range of staplers and nail guns offers the perfect machine for every application and includes a wide selection of compatible nails and staples. They are used in upholstery and interior design, as well as in carpenter's and joiner's workshops.

Staplers and nail guns

Stapler

- Compact, lightweight design for easy operation and fatigue-free work
- Rubber handle reduces vibrations and provides insulation against the cold
- Staples reloaded easily with user-friendly loading device



KLG 80-16

- Long carrier for reaching awkward areas which are difficult to access
- Two-stage trigger prevents injuries caused by unintentional or accidental tool triggering
- For staples type 80, length 4-16 mm



KLG 90-25

- Contact release for quick, safe working progress
- Simple and precise adjustment of the staple insertion depth with tool-free depth setting
- For staples type 90, length 13-25 mm



KLG 90-40 SYS

- Contact release for quick, safe working progress
- Simple and precise adjustment of the staple insertion depth with tool-free depth setting
- For staples type 90, length 13-40 mm
- In a Systainer with safety glasses, 2000 staples, type 90, length 30 mm



KLG 114-65

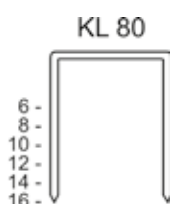
- Set the trigger to single release or contact release for flexible working progress
- Simple and precise adjustment of the staple insertion depth with tool-free depth setting
- For staple type 114, up to 65 mm

Model	Art. no.	Air requirement (l/impact)	Working pressure (bar)	Magazine capacity	Weight (kg)
KLG 80-16	DGKD200091	0.3	4-7	157	0.87
KLG 90-25	DGKD200092	0.8	5-8	100	1.0
KLG 90-40 SYS	DGKD200098	0.8	5-8	100	1.1
KLG 114-65	DGKD200094	1.3	5-8	130	2.5

Tip

The use of compressed air containing oil significantly increases the life of the sealings on the device.

Staples, type 80



Model	Art. no.	Back width (mm)	Wire thickness (mm)	Length (mm)	Bulk buying (pc.)
KL 80/06 CNK/3000	DGKC420003	12.8	0.9x0.7	6	3,000
KL 80/08 CNK/3000	DGKC420004	12.8	0.9x0.7	8	3,000
KL 80/10 CNK/3000	DGKC420005	12.8	0.9x0.7	10	3,000
KL 80/12 CNK/3000	DGKC420006	12.8	0.9x0.7	12	3,000
KL 80/14 CNK/3000	DGKC420007	12.8	0.9x0.7	14	3,000
KL 80/16 CNK/3000	DGKC420008	12.8	0.9x0.7	16	3,000

CNK – Chisel tip; nickel-plated

Staples, type 90

Model	Art. no.	Back width (mm)	Wire thickness (mm)	Length (mm)	Bulk buying (pc.)
KL 90/15 CNKH/2000	DGKC420022	5.7	1.25x1	15	2,000
KL 90/20 CNKH/2000	DGKC420024	5.7	1.25x1	20	2,000
KL 90/25 CNKH/2000	DGKC420027	5.7	1.25x1	25	2,000
KL 90/28 CNKH/5000	DGKC420029	5.7	1.25x1	28	5,000
KL 90/30 CNKH/2000	DGKC420030	5.7	1.25x1	30	2,000
KL 90/30 CV2AH/5000	DGKC421030	5.7	1.25x1	30	5,000
KL 90/35 CNKH/2000	DGKC420034	5.7	1.25x1	35	2,000
KL 90/40 CNKH/2000	DGKC420035	5.7	1.25x1	40	2,000


CNKH – Chisel tip; nickel-plated; resin-coated
CV2AH – Chisel tip; stainless steel; resin-coated



Staples, type 114

Model	Art. no.	Back width (mm)	Wire thickness (mm)	Length (mm)	Bulk buying (pc.)
KL 114/30 CNKH/20000	DGKC430021	10.8	1.6x1.4	30	20,000
KL 114/35 CNKH/10000	DGKC430022	10.8	1.6x1.4	35	10,000
KL 114/40 CNKH/10000	DGKC430023	10.8	1.6x1.4	40	10,000
KL 114/45 CNKH/10000	DGKC430024	10.8	1.6x1.4	45	10,000
KL 114/50 CNKH/10000	DGKC430025	10.8	1.6x1.4	50	10,000
KL 114/65 CNKH/10000	DGKC430026	10.8	1.6x1.4	65	10,000


CNKH – Chisel tip; nickel-plated; resin-coated



Staples, type 347

Model	Art. no.	Back width (mm)	Wire thickness (mm)	Length (mm)	Bulk buying (pc.)
KL 347/10 CNK/2500	DGKC430003	4.55	0.9x0.7	10	2,500
KL 347/16 CNK/2500	DGKC430006	4.55	0.9x0.7	16	2,500
KL 347/20 CNK/2500	DGKC430008	4.55	0.9x0.7	20	2,500
KL 347/25 CNKH/2500	DGKC430010	4.55	0.9x0.7	25	2,500

CNK – Chisel tip; nickel-plated
CNKH – Chisel tip; nickel-plated; resin-coated



Staplers and nail guns

Multi-purpose nail driver



- Compact, lightweight design for easy operation and fatigue-free work
- Flexible design compatible with both SN pan-head nails (16-50 mm) and type 90 staples (13-40 mm)
- Simple and precise adjustment of the staple insertion depth with tool-free depth setting
- Rubber handle reduces vibrations and provides insulation against the cold

✓	Contact fuse reduces the risk of accidents
✓	In a Systainer with 1000 SN pan-head nails, length 40 mm, 2000 type 90 staples, length 30 mm

Model	Art. no.	Air requirement (l/stroke)	Working pressure (bar)	Magazine capacity	Weight (kg)
KNG 40/50 SYS	DGKD300046	1.1	5-8	100	1.1

Pan-head nailer



- Compact, lightweight design for easy operation and fatigue-free work
- Simple and precise adjustment of the staple insertion depth with tool-free depth setting
- Rubber handle reduces vibrations and provides insulation against the cold

✓	For SN pan-head nails, length 16-50 mm
✓	Contact release for quick, safe working progress
✓	In a Systainer with safety glasses, 5000 SN pan-head nails, length 30 mm

Model	Art. no.	Air requirement (l/stroke)	Working pressure (bar)	Magazine capacity	Weight (kg)
SNG-SK 50 SYS	DGKD300067	1.1	5-8	100	1.26

SN pan-head nails



Model	Art. no.	Wire thickness (mm)	Length (mm)	Packaging unit (pc.)
SN 113 NK/1000	DGKC520011	0.9x1.2	13	1,000
SN 116 NK/1000	DGKC520012	0.9x1.2	16	1,000
SN 116 NK/5000	DGKC520002	0.9x1.2	16	5,000
SN 120 NK/1000	DGKC520013	0.9x1.2	20	1,000
SN 120 NK/5000	DGKC520003	0.9x1.2	20	5,000
SN 125 NK/1000	DGKC520014	0.9x1.2	25	1,000
SN 125 NK/5000	DGKC520004	0.9x1.2	25	5,000
SN 130 NK/1000	DGKC520015	0.9x1.2	30	1,000
SN 130 NK/5000	DGKC520005	0.9x1.2	30	5,000
SN 130 V2A/5000	DGKC521005	0.9x1.2	30	5,000
SN 135 NK/5000	DGKC520006	0.9x1.2	35	5,000
SN 140 NK/5000	DGKC520008	0.9x1.2	40	5,000
SN 150 NK/5000	DGKC520010	0.9x1.2	50	5,000

NK – nickel-plated
V2A – stainless steel

Pin nailer

- Small diameter pin nails for securing decorative profiles, window beads, ornaments, etc. almost invisibly
- Narrow front plate ideal for machining extremely narrow, delicate workpieces
- Compact, lightweight design for easy operation and fatigue-free work
- Rubber handle reduces vibrations and provides insulation against the cold

In a Systainer with safety glasses



Model	Art. no.	Air requirement (l/stroke)	Working pressure (bar)	Magazine capacity	Weight (kg)
PNG-PN 25 SYS	DGKD300068	0.3	4-7	102	0.95

Tip

Clean the magazine with compressed air from time to time. Never clean with fluids or oils because the pin nail may become stuck.

Pin nails

Model	Art. no.	Wire thickness (mm)	Length (mm)	Packaging unit (pc.)
PN 15-0,6 NK/10000	DGKF440130	0.64	15	10,000
PN 18-0,6 NK/10000	DGKF440131	0.64	18	10,000
PN 22-0,6 NK/10000	DGKF440132	0.64	22	10,000
PN 25-0,6 NK/10000	DGKF440133	0.64	25	10,000

NK – nickel-plated



T-nail type TN

Model	Art. no.	Wire thickness (mm)	Length (mm)	Packaging unit (pc.)
TN 22/60 NK/10000	DGKF440016	2.18	60	10,000
TN 22/64 NK/10000	DGKF440017	2.18	64	10,000

NK – nickel-plated



Tip

Select the nail length so that a third of the nail is driven into the material and two thirds is driven into the backing material.

Staplers and nail guns

Round-head nailer




- Compact, lightweight design for easy operation and fatigue-free work
- Simple changeover between contact and single release with adaptable trigger
- Rubber handle reduces vibrations and provides insulation against the cold



Contact fuse reduces the risk of accidents

Model	Art. no.	Air requirement (l/stroke)	Working pressure (bar)	Magazine capacity	Weight (kg)
RNG-RN 90	DGKD300071	2.9	5-8.5	63	3.3

Strip nail type RN



Model	Art. no.	Nail angle (°)	Wire thickness (mm)	Length (mm)	Packaging unit (pc.)
RN 29/65 BKH/3000	DGKF440021	21	2.9	65	3,000
RN 31/70 BKH/3000	DGKF440027	21	3.1	70	3,000
RN 31/80 BKH/3000	DGKF440024	21	3.1	80	3,000
RN 31/90 BKH/3000	DGKF440025	21	3.1	90	3,000


BKH – Blank; geharzt

Tip

Select the nail length so that a third of the nail is driven into the material and two thirds is driven into the backing material.

Paint spray guns

For a perfect spray pattern



Low pressure requirements and an optimal material transfer rate produce an extra-fine spray, even with high-viscosity materials




Stepless material and air quantity regulation for efficient working progress



Flexible adaptation of the spray pattern by adjusting from a round to a wide jet



Environmentally friendly due to VOC-compliant material transfer rate



Example: Paint spray gun FSP-FP-HTE2-1,3

The right gun and compatible accessories no matter whether you are processing water-based or solvent-based varnish, emulsion or engraving. Our paint spray guns impress with a good spray pattern and a high transfer rate – the foundation for efficient work and cost savings.

Overview of our paint spray guns

	Paint spray guns with flow cups or replaceable cups				Paint spray guns with suction cups	Paint spray guns with material connection	
	DGKD030290	DGKD030206	DGKD030059	DGKD030310; DGKD030011; DGKD030312	DGKD030212	DGKD030213	DGKD030194
	Mini-Vario 2	FSP-AZ 2	FSP-Optimal 2001	FSP-FP-HTE2	FSP-FP-HTE2 S	FSP-FP-HTE2 MA	FSP-FP 2001 M-MA
Application options							
Stains	1.0 / 1.2	1.0 / 1.2	1.3 / 1.5	1.3 / 1.5 / 1.8	1.3 / 1.5 / 1.8	1.3 / 1.5 / 1.8	-
Varnish	1.0 / 1.2	1.0 / 1.2	1.3 / 1.5	1.0 / 1.3	1.0 / 1.3	1.0 / 1.3	-
Filling compound	-	-	2.2 / 2.5	2.0 / 2.5 / 3.0 / 3.5	2.0 / 2.5 / 3.0	2.0 / 2.5	-
Filler	-	-	1.7 / 1.9	1.3 / 1.5 / 1.8	1.3 / 1.5 / 1.8	1.3 / 1.5 / 1.8	-
Primer	-	1.0 / 1.2	1.3 / 1.5	1.3 / 1.5 / 1.8	1.3 / 1.5 / 1.8	1.3 / 1.5 / 1.8	-
1-C top coat	1.0 / 1.2	1.0 / 1.2	1.3 / 1.5	1.3 / 1.5 / 1.8 / 2.0	1.3 / 1.5 / 1.8 / 2.0	1.3 / 1.5 / 1.8 / 2.0	-
2-C top coat	1.0 / 1.2	1.0 / 1.2	1.3 / 1.5	1.3 / 1.5 / 1.8 / 2.0	1.3 / 1.5 / 1.8 / 2.0	1.3 / 1.5 / 1.8 / 2.0	-
Clear varnish	1.0 / 1.2	1.0 / 1.2	1.3 / 1.5	1.0 / 1.3 / 1.5	1.0 / 1.3 / 1.5	1.0 / 1.3 / 1.5	-
Textured paint	-	-	1.9 / 2.2 / 2.5	1.8 / 2.0 / 2.5	1.8 / 2.0 / 2.5	1.8 / 2.0 / 2.5	-
Latex paint	-	-	-	-	-	2.0 / 2.5	2.0 / 2.5 / 3.0
Application areas							
Small surfaces	++	++	+	+	+	+	
Large surfaces	+	+	++	++	++	++	++
Water-based lacquers		++	+	++	++	++	++
Solvent-based varnish	++	++	++	++	++	++	++

++ very well suited + well suited

Model	Art. no.	Nozzle diameter [mm]	Air requirement [l/min]	Working pressure [bar]	Weight [kg]	Page in the catalogue
FSP-Mini-Vario 2	DGKD030290	0.7	80-210	1-4	0.4	204
FSP-AZ 2	DGKD030206	0.5	130-200	2-4	0.27	204
FSP-Optimal 2001-1,5	DGKD030059	1.5	120-150	2-4	0.72	204
FSP-FP-HTE2-1,3	DGKD030311	1.3	200-300	2-3	0.52	205
FSP-FP-HTE2-1,5	DGKD030310	1.5	200-300	2-3	0.52	205
FSP-FP-HTE2-1,8	DGKD030312	1.8	200-300	2-3	0.52	205
FSP-FP-HTE2 S	DGKD030212	1.5	80-290	2	0.82	206
FSP-FP-HTE2 MA	DGKD030213	1.5	100-250	2	0.48	207
FSP-FP 2001 M-MA	DGKD030194	2.5	200	2-4	0.7	207

Paint spray guns with flow cups or replaceable cups				Paint spray guns with suction cups	Paint spray guns with material connection	
DGKD030290	DGKD030206	DGKD030059	DGKD030310; DGKD030011; DGKD030312	DGKD030212	DGKD030213	DGKD030194
Mini-Vario 2	FSP-AZ 2	FSP-Optimal 2001	FSP-FP-HTE2	FSP-FP-HTE2 S	FSP-FP-HTE2 MA	FSP-FP 2001 M-MA

Features							
Stepless round/wide jet control	x	x	x	x	x	x	x
Material flow regulation	x	x	x	x	x	x	x
Air quantity regulation		x	x		x	x	
Suitable for replaceable cup system				x			
Nozzle and needle made of stainless steel or high-grade steel/brass – for use with water-based paints		x	x	x	x	x	x
Polished easy-to-clean surface				x	x	x	
Slotted nozzle for efficient processing and atomisation of latex paints							x
Compact design for tireless work	x	x	x	x	x	x	x
With material connection for use with material pressure vessel						x	x
With flow cup	x	x	x	x			
With suction cup	x				x		

X available

Paint spray guns

Mini-Vario 2 paint spray guns



- Compact gun design and 0.25 l flow cup for smaller surfaces
- Infinitely variable adjustment of the material quantity for efficient working
- Flexible adaptation of the spray pattern by adjusting from a round to a wide jet



With flow cup and 2 suction cups with adapter

Model	Art. no.	Contents	Nozzle dia. (mm)	Air requirement (l/min)	Working pressure (bar)	Weight (kg)	Size
FSP-Mini-Vario 2	DGKD030290	Paint guns	0.7	80-210	1-4	0.4	
DSZ 0,5 Mini-Vario 2	DGKB030390	Nozzle set	0.5				
DSZ 0,7 Mini-Vario 2	DGKB030391	Nozzle set	0.7				
DSZ 1,0 Mini-Vario 2	DGKB030392	Nozzle set	1				
DSZ 1,2 Mini-Vario 2	DGKB030393	Nozzle set	1.2				
FB 0,25 I-AZ 2	DGKB030365	Flow cup					0,25 l

AZ 2 paint spray guns



- Versatile gun processes water-based and solvent-based materials
- Lightweight, handy design ideal for smaller surfaces
- Stepless material and air quantity regulation for efficient working progress
- Flexible adaptation of the spray pattern by adjusting from a round to a wide jet



With 0.25 l flow cup

Model	Art. no.	Contents	Nozzle dia. (mm)	Air requirement (l/min)	Working pressure (bar)	Weight (kg)	Size
FSP-AZ 2	DGKD030206	Paint guns	0.5	130-200	2-4	0.27	
DSZ 0,5 AZ 2	DGKB030361	Nozzle set	0.5				
DSZ 0,8 AZ 2	DGKB030362	Nozzle set	0.8				
DSZ 1,0 AZ 2	DGKB030363	Nozzle set	1				
DSZ 1,2 AZ 2	DGKB030364	Nozzle set	1.2				
FB 0,25 I-AZ 2	DGKB030365	Flow cup					0.25 l

Optimal 2001 paint spray guns



- Large 0.5 l flow cup for universal use on small or large surfaces
- Simple setting of inlet pressure with air micrometer directly at the gun
- Stepless material and air quantity regulation for efficient working progress
- Flexible adaptation of the spray pattern by adjusting from a round to a wide jet



With stainless steel nozzle and flow cup 0.5 l with drop stop

Model	Art. no.	Contents	Nozzle dia. (mm)	Air requirement (l/min)	Working pressure (bar)	Weight (kg)	Size
FSP-Optimal 2001-1,5	DGKD030059	Paint guns	1.5	120-150	2-4	0.72	
DSZ 1,3 Optimal 2001	DGKB030310	Nozzle set	1.3				
DSZ 1,5 Optimal 2001	DGKB030311	Nozzle set	1.5				
DSZ 1,7 Optimal 2001	DGKB030312	Nozzle set	1.7				
DSZ 1,9 Optimal 2001	DGKB030313	Nozzle set	1.9				
DSZ 2,2 Optimal 2001	DGKB030314	Nozzle set	2.2				
DSZ 2,5 Optimal 2001	DGKB030315	Nozzle set	2.5				
FB 0,5 I-Optimal 2001	DGKB030267	Flow cup					0.5 l

HTE2 paint spray guns

Common features

- Universal paint spray guns for trade with different equipment versions
- Stainless steel paint nozzle and needle for an extra-fine spray, even with high-viscosity materials
- Stepless material and air quantity regulation for efficient working progress
- Flexible adaptation of the spray pattern by adjusting from a round to a wide jet
- Environmentally friendly due to VOC-compliant material transfer rate

HTE2 paint spray guns

- Flow cup version

Flow cup 0.6 l



Model	Art. no.	Nozzle dia. (mm)	Air requirement (l/min)	Working pressure (bar)	Weight (kg)
FSP-FP-HTE2-1,3	DGKD030311	1.3	200-300	2-3	0.52
FSP-FP-HTE2-1,5	DGKD030310	1.5	200-300	2-3	0.52
FSP-FP-HTE2-1,8	DGKD030312	1.8	200-300	2-3	0.52



Accessories

Model	Art. no.	Nozzle dia. (mm)	Contents	Size
DSZ 1,3 FP-HTE	DGKB030012	1.3	Nozzle set	
DSZ 1,5 FP-HTE	DGKB030013	1.5	Nozzle set	
DSZ 1,8 FP-HTE	DGKB030014	1.8	Nozzle set	
DSZ 2,0 FP-HTE	DGKB030015	2	Nozzle set	
DSZ 2,5 FP-HTE	DGKB030016	2.5	Nozzle set	
DSZ 3,0 FP-HTE	DGKB030017	3	Nozzle set	
FB 0,6 l-FP-HTE	DGKB030018		Flow cup	0.6 l

Paint spray guns

HTE2 paint spray guns with suction cups



- With large nozzle diameter and 1.0 l suction cup, particularly suitable for painting large surfaces
- Infinitely variable adjustment of the material quantity for accurate dosage and efficient working
- Flexible adaptation of the spray pattern by adjusting from a round to a wide jet
- Environmentally friendly due to VOC-compliant material transfer rate
- Stainless steel paint nozzle and needle for an extra-fine spray, even with high-viscosity materials

✓	With polished, ergonomically optimised gun body
✓	Optimised air cap for an outstanding spray pattern and minimal overspray
✓	Suction cup 1.0 l

Model	Art. no.	Contents	Nozzle dia. (mm)	Air requirement (l/min)	Working pressure (bar)	Weight (kg)
FSP-FP-HTE2 S	DGKD030212	Paint guns	1.5	80-290	2	0.82
DSZ 1,3 FP-HTE-S	DGKB040162	Nozzle set	1.3			
DSZ 1,5 FP-HTE-S	DGKB040163	Nozzle set	1.5			
DSZ 1,8 FP-HTE-S	DGKB040164	Nozzle set	1.8			
DSZ 2,0 FP-HTE-S	DGKB040165	Nozzle set	2			
DSZ 2,5 FP-HTE-S	DGKB040166	Nozzle set	2.5			
DSZ 3,0 FP-HTE-S	DGKB040167	Nozzle set	3			
SB 1,0 l	DGKB040174	Suction cup				

Tip

Please always consult the paint data sheet from the paint manufacturer – it contains more exact information on the nozzle size you need to use.

Pressure controller



- Pressure controller with pressure gauge and plug nipple
- For regulating the inlet pressure, for all paint spray guns

Model	Art. no.	Working pressure (bar)	Mains supply
DM-FSP 1/4i	DGKD202105	10	R 1/4"i

HTE2 paint spray guns with material connection

- Stepless material and air quantity regulation for efficient working progress
- Flexible adaptation of the spray pattern by adjusting from a round to a wide jet
- Stainless steel paint nozzle and needle for an extra-fine spray, even with high-viscosity materials
- Environmentally friendly due to VOC-compliant material transfer rate

With 3/8" material connection for use over large surfaces in combination with material pressure vessels	✓
With polished, ergonomically optimised gun body	✓
Optimised air cap for an outstanding spray pattern and minimal overspray	✓



Model	Art. no.	Contents	Nozzle dia. (mm)	Air requirement (l/min)	Working pressure (bar)	Weight (kg)
FSP-FP-HTE2 MA	DGKD030213	Paint guns	1.5	100-250	2	0.48
DSZ 1,0 FP-HTE-MA	DGKB040168	Nozzle set	1			
DSZ 1,3 FP-HTE-MA	DGKB040169	Nozzle set	1.3			
DSZ 1,5 FP-HTE-MA	DGKB040170	Nozzle set	1.5			
DSZ 1,8 FP-HTE2 MA	DGKB040171	Nozzle set	1.8			
DSZ 2,0 FP-HTE2-MA	DGKB040172	Nozzle set	2.0			
DSZ 2,5 FP-HTE-MA	DGKB040173	Nozzle set	2.5			

Paint spray gun

- High-performance material spray gun with an ergonomic design and outstanding capacity to process high-quality materials, particularly suitable for continuous use
- Stepless material and air quantity regulation for efficient working progress

With 3/8" material connection for use over large surfaces in combination with material pressure vessels	✓
---	---



Model	Art. no.	Contents	Nozzle dia. (mm)	Air requirement (l/min)	Working pressure (bar)	Weight (kg)
FSP-FP 2001 M-MA	DGKD030194	Paint spray gun	2.5	200	2-4	0.7
DSZ 2,0 FP 2001 M-MA	DGKB030340	Nozzle set	2			
DSZ 2,5 FP 2001 M-MA	DGKB030341	Nozzle set	2.5			
DSZ 3,0 FP 2001 M-MA	DGKB030342	Nozzle set	3			

Viscosity measuring cups

Model	Art. no.
B-Ford 4	DGKB030079

For determining lacquer viscosity in acc. with Ford-4 / DIN EN ISO 2431	✓
Easy to clean plastic vessel with 4 mm opening	✓



Breathing mask

- For organic gases and vapours with 2 replaceable A1 activated carbon filters according to DIN EN 14387

With retaining ring and 2 prefilters	✓
--------------------------------------	---

Model	Art. no.	Contents
ATM-A1	DGKD770128	Breathing mask
F-ATM	DGKB030157	Spare filter
VF-ATM / 10	DGKB030153	Prefilter



Material pressure vessels

Paint boy



- Different versions suitable for applying a range of materials such as emulsion, varnish, plaster, cellulose, chips, etc.
- Pressure reducer allows perfect adjustment of material pressure to the material being processed
- Ball valves at the material outlet and safety catches on the cover make it easier and safer to work with the pressurised vessel
- Large wheels and stable frame provide a high degree of mobility

✓	Material connection 3/8" a with internal cone
✓	With plastic inner vessel

Model	Art. no.	Working pressure (bar)	Tank vol. (l)	Interior tank vol. (l)	Weight (kg)
MDB 24	DGKD040061	8	24	16	18.6

Multi-purpose material hose



- For material pressure vessels
- Resistant against diluting agents

Model	Art. no.	Material connection (")	Length (m)	Material hose (mm)	Air hose (mm)
SL-Set-M13-D10-10m	DGKD740008	3/8i	10	13x4	10x2.7
DLS-Set-M9-D10-5m	DGKD740002	3/8i	5	9x3	10x2.7
SL-Set-M9-D6/1,5m	DGKD740109	3/8i	1.5	9x3.5	6x3

Pressure spray gun



- For use with pressure blasting device DSG 10, material pressure vessel MDB 24 ZN and MDB 40 V4A

Model	Art. no.	Air requirement (l/min)	Weight (kg)	Nozzle dia. (mm)	Contents
SSP-DSP	DGKD030034	300	0.66	5	Pressure spray gun
ED-DSG	DGKB030028				Nozzle

Spraying lance



Model	Art. no.	Length (mm)
SPL 750	DGKD900512	750

✓	With universal nozzle, hand valve and locking device for trigger
✓	Including 3/8" a material connection for use with material pressure vessels

Material pressure hose



- For material pressure vessels
- Resistant against diluting agents

Model	Art. no.	Material connection (")	Length (m)	Material hose (mm)
SL 15x9/10m	DGKD740006	3/8i	10	9x3

Plaster sprayers

For the large-scale application of different types of materials



Ideal for viscous materials
thanks to large diameter



Material and air stoppage cock
for easy operation



Internal mixing system
in the nozzles mixes the material efficiently



Example: Spray pipe SPR 215-6.5

Our spray equipment for plaster is extremely versatile and thus the ideal companion on the construction site. We also offer spray pipes for viscous materials such as emulsion paint, mineral/synthetic plaster, as well as funnel spray guns for processing rough plaster, fibre plaster, chips, straw and flock coatings, etc.

Plaster sprayers

Funnel spray gun



- Versatile range of accessories for flexible use, e.g. for spraying rough plaster, fibre plaster, chips, straw and flock coating, etc.
- Suitable for spraying walls and ceilings thanks to 45° accessory angle

- ✓ Material control valve for processing plaster with max. grit size of 3 mm
- ✓ Locking clip on trigger makes working over large areas easier
- ✓ Standard features include: nozzle dia. 4, 6 and 8 mm for plaster and nozzle dia. 15 and 18 mm for chips, etc.

Model	Art. no.	Air requirement (l/min)	Working pressure (bar)	Weight (kg)
TSP	DGKD030063	225	5	1.26

Accessories

Model	Art. no.	Contents	Nozzle dia. (mm)	Size
ED 4,5 HW-TSP	DGKB030350	Nozzle	4.5	
ED 6,0 HW-TSP	DGKB030351	Nozzle	6	
ED 8,0 HW-TSP	DGKB030352	Nozzle	8	
ED 15,0 HW-TSP	DGKB030353	Nozzle	15	
ED 17,5 HW-TSP	DGKB030354	Nozzle	17.5	
FB 5,0 I-HW-TSP	DGKB030355	Flow cup		5.0 l

Spray pipe



- Large 6.5 mm nozzle for viscous materials such as emulsion paint, mineral and plastic plaster
- V2A steel nozzles for a very long service life
- Material and air stoppage cock for easy operation
- Internal mixing system in the nozzles mixes the material perfectly


- ✓ Version with long plastic handle

Model	Art. no.	Length (mm)	Air requirement (l/min)	Weight (kg)	Nozzle dia. (mm)
SPR 330-6,5	DGKD900514	330	300	1.2	6.5

Spray pipe

- Large 6.5 mm nozzle for viscous materials such as emulsion paint, mineral and plastic plaster
- V2A steel nozzles for a very long service life
- Material and air stoppage cock for easy operation
- Internal mixing system in the nozzles mixes the material perfectly

Compact version



Model	Art. no.	Length (mm)	Air requirement (l/min)	Weight (kg)	Nozzle dia. (mm)
SPR 215-6,5	DGKD900521	215	300	0,9	6.5
SPR 215-8,5	DGKD900529	215	300	0,9	8.5

Accessories

Model	Art. no.	Nozzle dia. (mm)	Contents
SPW 70°	DGKD900527		70° spraying angle for easy work in corners and tight spaces
ED 4,5-2 SPR	DGKB030175	4.5	Nozzle
ED 6,5-2 SPR	DGKB030176	6.5	Nozzle
ED 8,5-2 SPR	DGKB030177	8.5	Nozzle
ED 10,5-2 SPR	DGKB030178	10.5	Nozzle
ED 2,0 SPR	DGKB030179	2	Nozzle
ED 4,5-1 SPR	DGKB030189	4.5	Nozzle
ED 6,5-1 SPR	DGKB030186	6.5	Nozzle
ED 8,5-1 SPR	DGKB030187	8.5	Nozzle
ED 10,5-1 SPR	DGKB030188	10.5	Nozzle

Tip

When spraying plaster, always open the air valve first and then the material valve to prevent the air holes in the nozzle from clogging.

Spray guns

For applying liquids –
Even in areas that are difficult to access



Large filler opening
makes the suction cup
easy to fill and clean



Low air consumption,
also compatible with
small compressors



Material flow regulation for
the efficient, accurate control
of the relevant material

Example: Spray gun SPP-SM

Thanks to their low air requirement, these spray guns can be easily used with small compressors and are therefore very efficient. They are perfect for degreasing, deoiling, flushing, disinfecting and spraying wood preservatives and pesticides. They can be used in automotive engineering and agriculture.

Spray guns

Common features

- Different versions of spraying equipment for a wide variety of applications such as degreasing, flushing, oiling, disinfecting, plant protection, etc.
- Particularly handy, user-friendly devices with lightweight and transparent design
- Infinitely variable adjustment of the material quantity for accurate dosage and efficient working

Spray gun



- ✓ Aluminium gun and suction cup
- ✓ With material and air quantity regulation

Model	Art. no.	Working pressure (bar)	Air requirement (l/min)	Weight (kg)	Tank vol. (l)
SPP-SM	DGKD040008	3-6	120-220	0.64	1

Accessories

Model	Art. no.	Contents
SB 1,0 l-SM	DGKB040007	Suction cup

Spray gun




- ✓ With robust, chemical-resistant Hostage vessel
- ✓ Swivelling nozzle head achieves good spraying results, even in places with limited access

Model	Art. no.	Working pressure (bar)	Air requirement (l/min)	Weight (kg)	Tank vol. (l)
SPP-SE	DGKD040006	1-10	50-150	0.86	0.7

Special gun

Ideal for spraying
cavity sealings and underbody protection



These special guns are ideal for spraying body-cavity sealing, as well as underbody protection. With the connecting piece to the cord thread, it can be used with different containers. With the 900 mm long spray hose it can also be used in awkward spots which are difficult to access.

Multi-purpose gun

- Universal due to option of using spray nozzle or 90 cm spray hose, e.g. applying underbody protection or body-cavity sealing
- Stepless adjustment of the spray nozzle for flexible material output

✓	Standard features include: 90 cm spray hose
✓	For standard cans with 40 mm cord thread



Model	Art. no.	Air requirement (l/min)	Working pressure (bar)	Weight (kg)
UHW 2000	DGKD040052	120-180	4-6	0.53

Grease gun

Particularly suitable for lubricating vehicles and machines



Quick and easy working progress with two convenient venting valves



The flexible gun can be operated using standard cartridges or filling grease via the filling nipple



4-claw retainer system for perfect grip of the grease nipple



Example: Grease gun FP-A

Grease gun



- Flexible options for filling the gun: Standard cartridges or grease injected into the filling nipple
- 4-claw retainer system for perfect grip of the grease nipple
- Quick and easy working progress with two convenient venting valves
- 1:40 pressure ratio when filling for comfortable working. 6 bar of inlet pressure generate 240 bar of pressure at the hydraulic nipple

- ✓ Manual grease gun: A shot of grease is produced every time the trigger is pressed
- ✓ Automatic grease gun: Grease is conveyed as long as the trigger lever is actuated

Model	Art. no.	Air requirement (l/stroke)	Working pressure (bar)	Weight (kg)	Connection hose (mm)
FP-M	DGKD040025	0.6	2-10	1.5	200
FP-A	DGKD040026	0.6	2-10	1.5	800

Tip

The ideal temperature for handling grease is room temperature (18-22 °C).

With the long hose these grease guns easily reach awkward spots which are difficult to access. Whether it is vehicles and agricultural machinery or industrial, transport or conveying systems – they can be used flexibly with the various filling options. They are also the only types of grease guns which can be easily vented in the case of air pockets through two venting valves.

Cartridge guns

Individually adjustable –
For joining or gluing



Quick-vent valve prevents the material from dripping to maintain a clean working environment



Gun handle positioned at the rear makes working in recesses easier



Variable use thanks to use of standard plastic cartridges or material pouches



Extremely accurate dosage thanks to infinitely variable speed regulation



Example: Cartridge gun KTP 310 DR

These cartridge guns can be individually set and adjusted depending on the application – with the infinitely variable speed regulation for accurate dosage of the material. They are the perfect partner for sealing joints in glass, ceramics, wood or iron, as well as for bonding windscreens.

An overview of our cartridge guns

	DGKD040118	DGKD040138	DGKD040137	DGKD040130
	KTP 310 DR	KTP 310 ALU	KTP 310	SIP 600
Application options				
Grouting	✓	✓	✓	✓
Jointing	✓	✓	✓	✓
Material container				
310 ml plastic cartridges	✓	✓	✓	
310 ml aluminium cartridges		✓		
310 ml bag		✓		
600 ml bag				✓
Material type				
Silicone	✓	✓	✓	✓
Acrylic	✓	✓	✓	✓
Window adhesive	✓	✓	✓	✓
Sealant	✓	✓	✓	✓
Grease	✓	✓	✓	✓
Features				
Maximum diameter of the cartridges/bags	50 mm	50 mm	50 mm	50 mm
Quick-vent valve prevents material from dripping	X	X	X	X
Precision regulation of material quantity and speed	X	X	X	X
Union nut with rubber coating prevents surface damage	X	X	X	X
Smooth surface for quick and easy cleaning	X	X	X	X
Compact design for tireless work	X	X	X	X
Central handle			X	X
Rotary handle for flexible operation	X	X		
Safety chain prevents ejection of the piston and subsequent injuries				X

✓ suitable

X available

Cartridge guns

- Option of using standard plastic cartridges or material pouches for greater versatility
- Extremely accurate dosage thanks to infinitely variable speed regulation
- Quick-vent valve prevents the material from dripping to maintain a clean working environment

KTP 310 DR

- Rear gun handle allows work in recesses
- Rotary cartridge holder for easier working, even after changing direction
- For standard 310 ml plastic cartridges



KTP 310 ALU

- Long telescope piston for efficient material feed
- Rear gun handle allows work in recesses
- Rotary cartridge holder for easier working, even after changing direction
- For aluminium and plastic cartridges, as well as pouches up to 310 ml



KTP 310

- Central handle for optimal centre of gravity and fatigue-free work
- For standard 310 ml plastic cartridges



SIP 600

- Central handle for optimal centre of gravity and fatigue-free work
- For standard pouches up to 600 ml



Model	Art. no.	Air requirement (l/min)	Working pressure (bar)	Length (mm)	Weight (kg)
KTP 310 DR	DGKD040118	60	10	355	0.46
KTP 310 ALU	DGKD040138	100	8	460	0.98
KTP 310	DGKD040137	100	8	318	1.04
SIP 600	DGKD040130	100	8	510	1.32

Needle descalers

Flexible use –
For derusting, roughing and fettling



Robust solid metal housing
for a long service life



Needles made of special steel
for a long useful life



Needles can be easily replaced by turning the guide sleeve, no tools required

Example: Needle descaler NP 12-500

These needle descalers impress with their particularly long service life thanks to the robust metal housing and the high useful life of the needles made from special steel. They are ideally suited for removing coarse rust, welding slag and paint, processing stone, fettling welded seams, roughing surfaces and removing residual plaster and concrete from reinforcing steel.

Straight needle descaler

- Compact design for working in tight spaces
- Guide bush easy to remove for rapid needle replacement, no tools required
- Fatigue-free work due to low weight

✓	Robust metal casing for a long service life
✓	Very durable with needles made from special steel, 3.0 mm Ø



Model	Art. no.	Air requirement (l/s)	Working pressure (bar)	Stamping number (rpm)	Number of needles (pc.)	Weight (kg)
NP 12-5000	DGKD322416	3	6.3	5,000	12	1.3

Gun needle descaler

- Robust metal casing for a long service life
- Very durable with needles made from special steel, 3.0 mm Ø

NP 19-3700

- Gun handle for enhanced ergonomics
- Adjustable needle guide for adaptation to different applications
- Rubber handle reduces vibrations



NP 28-3500

- Gun handle for enhanced ergonomics
- Adjustable needle guide for adaptation to different applications
- High impact power for hard materials



Model	Art. no.	Air requirement (l/s)	Working pressure (bar)	Stamping number (rpm)	Number of needles (pc.)	Weight (kg)
NP 19-3700	DGKB322279	3	6.3	3,700	19	2.7
NP 28-3500	DGKB322281	4.8	6.3	3,500	28	3.5

Replacement needles

Model	Art. no.	Contents
AT 12	DGKB322279	Set with 12 pieces for NP-AT 12 & NP 12-5000
AT 28	DGKB322281	Set with 28 pieces for NP-AT 28 & NP 28-3500
AT 19	DGKB322282	Set with 19 pieces for NP 19-3700



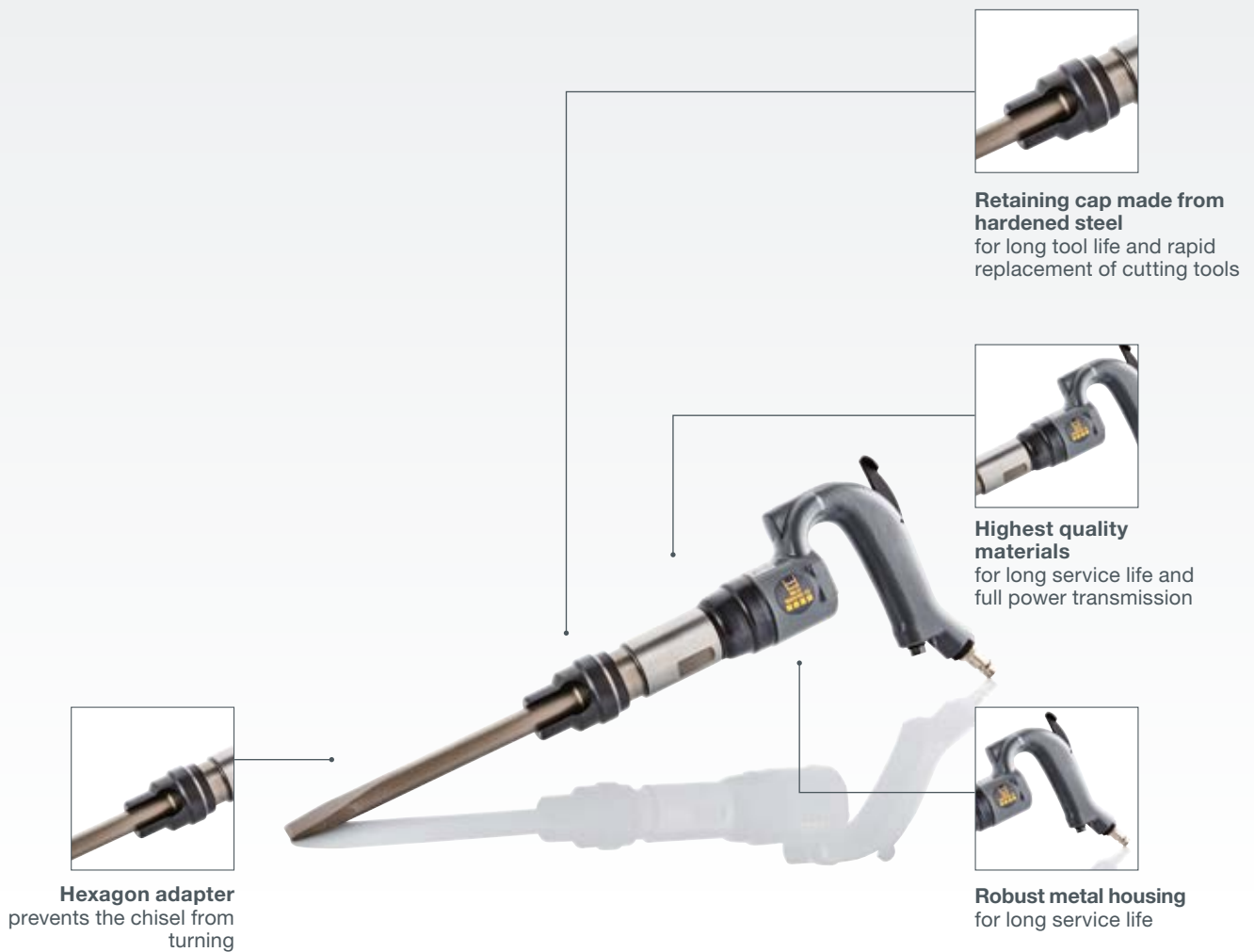
Tip

When derusting, you can achieve the best results by removing the majority of the rust with the needle gun and then blasting the remaining fine rust particles with the sandblasting device.

Model	Art. no.	Air requirement [l/s]	Number of impacts [min ⁻¹]	Stroke length [mm]	Weight [kg]	Page in the catalogue
MLH Set-Base	DGKD322430	2.5-4.0	3,000	65	1.5	224
MLH 5000/41-10	DGKD322431	9.9	5,000	41	1.4	224
MLH 3000/56-10	DGKD322432	10.7	3,000	56	1.9	224
MLH 3000/45-12	DGKD322433	10.8	3,000	45	2.6	225
MLH 2500/76-10	DGKD322434	9.5	2,500	76	2.3	224

Chisel hammers

High impact power
and low weight



Example: Chisel hammer MLH 3000/45-12

These chisel hammers are suitable for work on masonry, brick, glass concrete, hollow blocks, gypsum plasterboards, pumice stones, slag blocks or similar materials. Whether it is moil point chisels, flat chisels, boasting chisels, sheet metal cutting chisels or grooving chisels – here you find the right chisel hammer with the compatible accessories for your application.

Chisel hammers

Chisel hammer 10 mm



- Light chisel hammer for universal application in industry and for DIY
- Cross-slot holding cap for the quick replacement of chisels without using tools

✓	Hexagonal bolt of chisel holder prevents the chisel from rotating
✓	Air control valve for stepless adaptation of the impact power to suit different materials
✓	In plastic case with 175 mm pointed and flat chisel, sheet metal separator and cutter and bolt removal device

Model	Art. no.	Socket (hexagonal)	Air requirement (l/s)	Working pressure (bar)	Stamping number (rpm)	Stroke length (mm)	Weight (kg)
MLH Set-Base	DGKD322430	10	2.5-4.0	4-6	3,000	65	1.5

Chisel hammer 10 mm



- Ideal for sheet metal separation in the automotive and metal trade thanks to high number of blows
- Compact design for use in cramped spaces
- Cross-slot holding cap for the quick replacement of chisels without using tools

✓	Hexagonal bolt of chisel holder prevents the chisel from rotating
✓	Air control valve for stepless adaptation of the impact power to suit different materials
✓	In plastic case with 125 mm pointed and flat chisel, sheet metal cutter and bolt removal device

Model	Art. no.	Socket (hexagonal)	Air requirement (l/s)	Working pressure (bar)	Stamping number (rpm)	Stroke length (mm)	Weight (kg)
MLH 5000/41-10	DGKD322431	10	9.9	6.3	5,000	41	1.4

Chisel hammer 10 mm



- Universal application in construction trade and metalworking
- High impact power for hard materials
- Compact, lightweight design for effortless work
- Rubber handle reduces vibrations and insulates against the cold

✓	Hexagonal bolt of chisel holder prevents the chisel from rotating
✓	Air control valve for stepless adaptation of the impact power to suit different materials
✓	In plastic case with 175 mm pointed and flat chisel, sheet metal separator and cutter and bolt removal device

Model	Art. no.	Socket (hexagonal)	Air requirement (l/s)	Working pressure (bar)	Stamping number (rpm)	Stroke length (mm)	Weight (kg)
MLH 3000/56-10	DGKD322432	10	10.7	4-6	4,500	56	1.9

Chisel hammer 10 mm



- Very high impact energy for hard materials
- Low vibrations for fatigue-free work
- Long stroke length for more energy when chiselling
- Cross-slot holding cap for the quick replacement of chisels without using tools

✓	Hexagonal bolt of chisel holder prevents the chisel from rotating
✓	In plastic case with 175 mm pointed and flat chisel, sheet metal separator and cutter and bolt removal device
✓	Vibration-proof

Model	Art. no.	Socket (hexagonal)	Air requirement (l/s)	Working pressure (bar)	Stamping number (rpm)	Stroke length (mm)	Weight (kg)
MLH 2500/76-10	DGKD322434	10	9.5	6.3	2,500	76	2.3

Chisel hammer 12 mm

- For tough applications on the construction site
- Highest impact energy for toughest materials
- Chisel cap made from hardened steel for longer life and fast change of chisels

Hexagonal bolt of chisel holder prevents the chisel from rotating	✓
For 12 mm chisel for better power transmission	✓
Incl. pointed and flat chisel, 250 mm long	✓



Model	Art. no.	Socket (hexagonal)	Air requirement (l/s)	Working pressure (bar)	Stamping number (rpm)	Stroke length (mm)	Weight (kg)
MLH 3000/45-12	DGKD322433	12	10.8	6.3	3.000	45	2.6

Tip

All chisels from our product range are manufactured from high-alloy tool steel and are easy to sharpen.

Chisel 10 mm

Model	Art. no.	Version	Dimensions (length x width) (mm)
ML10-S 200x12	DGKB322255	Moil point chisel	200x12
ML10-F 180x20	DGKB322256	Flat chisel	180x20
ML10-F 250x20	DGKB322253	Flat chisel	250x20
ML10-BG 180x50	DGKB322258	Boasting chisel, straight	180x50
ML10-BK 180x50	DGKB322260	Boasting chisel, curved	180x50
ML10-BS 135x18	DGKB322363	Sheet metal cutting chisel	135x18
ML10-F 250x12 HSS	DGKB322370	Flat chisel	250x12



Chisel 12 mm

Model	Art. no.	Version	Suitable	Shank (mm)	Dimensions (length x width) (mm)
ML12-S 270x20 HSS	DGKB323005	Moil point chisel	MLH-SMH 19	12.4	270x20
ML12-F 190x20 HSS	DGKB323001	Flat chisel	MLH-SMH 19	12.4	190x20
ML12-F 270x20 HSS	DGKB323002	Flat chisel	MLH-SMH 19	12.4	270x20
ML 11,7-S 250x14	DGKB322266	Moil point chisel	MLH 3000/45-12	11.7	250x14
ML 11,7-F 190x20	DGKB322267	Flat chisel	MLH 3000/45-12	11.7	190x20
ML 11,7-F 250x20	DGKB322268	Flat chisel	MLH 3000/45-12	11.7	250x20



Retaining cap

Model	Art. no.
HK-K-MHM/Kfz/Base	DGKB323029
HK-K-MMH 10	DGKG408579
SSF-SM/Kfz	DGKB322249
HK-K-MLH 3000/45-12	DGKB322433
HK-K-MLH 10mm	DGKB322430



Retaining cap

Model	Art. no.
HK-K-SMH 19	DGKB323018



Tip

Avoid no-load impacts to extend the service life of retaining caps and rubber buffers.

Blasting device model overview

Model	Art. no.	Air requirement [l/min]	Grit [mm]	Nozzle dia. [mm]	Weight [kg]	Page in the catalogue
SSP-Strahlfix	DGKD030030	150	max. 0.8	5	0.64	228
SSP-Strahlfix staubfrei	DGKD030263	150	max. 0.8	5	0.9	228
SSP-SAV	DGKD030025	280	max. 0.8	5	0.8	228
SSP-SAW 4 SYS	DGKD030262	320-400	max. 0.8	6	0.88	228
SSP-DSP	DGKD030034	300	0.2-0.8	5	0.66	229
DSG 10	DGKD040096	250-300	0.2-0.8		27	229

Blasting devices

Universal spray guns –
For spraying a wide range of blasting abrasives



Our blasting devices are suitable for blasting, derusting, roughening, material removal, matting, reinforcing, etc., in trade and DIY. They can be used to process the surfaces of metals, concrete, masonry, sandstone, timber, etc.

Blasting devices

Spray gun

- Different versions of universal spray guns for a range of blasting abrasives
- Specially selected hard materials extend the service life of the nozzles
- Suction cup (1 l) with large opening enables rapid filling



SSP-Strahlfix

- Long jet nozzle for improved penetration
- For blasting abrasive with grit up to 0.8 mm



SSP-Strahlfix staubfrei

- Flexible use thanks to different attachments
- With collection bag, the blasting abrasive can be reused
- For blasting abrasive with grit up to 0.8 mm



SSP-SAV

- Long jet nozzle for improved penetration
- Hardened Venturi nozzle for enhanced acceleration of the blasting abrasive
- For blasting abrasive with grit up to 0.8 mm



SSP-SAW 4 SYS

- Standard 1.30 m hose suitable for direct removal from vessels or bags
- For blasting abrasive with grit up to 0.8 mm
- In Systainer with carbide nozzle



Model	Art. no.	Air requirement (l/min)	Working pressure (bar)	Grit (mm)	Nozzle dia. (mm)	Weight (kg)
SSP-Strahlfix	DGKD030030	150	6	max. 0.8	5	0.64
SSP-Strahlfix staubfrei	DGKD030263	150	6-8	max. 0.8	5	0.9
SSP-SAV	DGKD030025	280	7	max. 0.8	5	0.8
SSP-SAW 4 SYS	DGKD030262	320-400	7	max. 0.8	6	0.88

Tip

Blasting devices should preferably be operated with dry compressed air to prevent the nozzle from becoming blocked. Install an additional water separator upstream of the gun to achieve outstanding results.

Accessories

Model	Art. no.	Contents
ED-Strahlfix	DGKB030030	Nozzle
ED 5,0 SAV	DGKB030026	Nozzle
ED-SAW 4	DGKB030399	Nozzle
Set-Strahlfix	DGKB030029	Nozzle set, dust-free

Pressure blasting device

- Pressure reducer for adapting the material pressure perfectly to the surface hardness
- Large wheels and stable frame provide a high degree of mobility

Water separator at air inlet ✓

Supplied with blasting hose unit 10 m and pressure spray gun ✓

Model	Art. no.	Air re-quirement (l/min)	Working pressure (bar)	Material pressure (bar)	Weight (kg)	Tank vol. (l)	Grit (mm)
DSG 10	DGKD040096	250-300	5-8	0.5-2	27	24	0.2-0.8



Pressure spray gun

- For use with pressure blasting device DSG 10, material pressure vessel MDB 24 ZN and MDB 40 V4A

Model	Art. no.	Air requirement (l/min)	Weight (kg)	Nozzle dia. (mm)
SSP-DSP	DGKD030034	300	0.66	5
ED-DSG	DGKB030028			



Tip

Even wood can be blasted effectively if sufficient distance is maintained between the blasting object and the jet nozzle.

Protective spray hood

- Robust plastic housing with neck protection for greater safety and wearing comfort
- Large, replaceable glass inspection window for a clear view of the workpiece

Model	Art. no.	Weight (kg)	Contents
STSH	DGKD770121	0.45	Protective spray hood
SBE-Acetat 90x110 STSH	DGKG526002		Inspection window
SBE-Min-glas 90x110 STSH	DGKG526003		Inspection window



Blasting abrasive

- Ground blast furnace slag
- Non-hazardous and health-friendly
- Suitable for all listed spray guns and blasting devices

Model	Art. no.	Grit (mm)
STM-HOS 8,0 kg	DGKB030031	0.2-0.8



Tyre pressure gauge model overview

Model	Art. no.	Working pressure [bar]	Max. working pressure [bar]	Hose length [cm]	Weight [kg]	Page in the catalogue
RF 12 MG	DGKD004021	0.7-12	15	150	0.8	232
RF 12 MG 2,5	DGKD004026	0.7-12	15	250	0.8	232
RF 12 DVG 0,8	DGKD004027	0.7-12	15	80	0.8	232
RF-RM „geeicht“	DGKD004017	10		41	0.36	232
RF-RM	DGKD040011	7		41	0.40	233
RF-RMG	DGKD004009	0-12		46 + 30	0.90	233
RF-RMG-K	DGKD004011	0-12		45	0.70	233

Tyre pressure gauges

Extremely robust, exceptionally precise –
For motorcycles, passenger cars,
transporters and trucks



Unbeatable for everyday use in the workshop, with extremely robust, impact-resistant housing



Pressure gauge calibrated according to EEC type approval for maximum precision



Ergonomic buttons for precise regulation of the air flow rate



Large application range with pressure range from 0.7 to 12 bar



Example: Tyre pressure gauge RF 12 MG

Choose between our standard or professional tyre inflators with or without calibration function and select any version of calibrated tyre inflator between straight plug-in valve or filling station plug (double-sided valve connector) and different hose lengths.

Tyre pressure gauges

Tyre pressure gauge - calibrated for tyres up to 12 bar

- Pressure gauge calibrated according to EEC type approval for maximum precision
- Ergonomic buttons for precise regulation of the air flow rate
- Unbeatable for everyday use in the workshop, with extremely robust, impact-resistant housing
- Large application range with pressure range from 0.7 to 12 bar



RF 12 MG

- Simple operation thanks to straight plug-in valve
- 1.5 m hose for particularly efficient working progress



RF 12 MG 2.5

- Simple operation thanks to straight plug-in valve
- 2.5 m hose for increased safety distance in accordance with BG recommendation BGI 884



RF 12 DVG 0.8

- Particularly suitable for tyres with limited accessibility (such as twin tyres), with valve connector on both sides for use at petrol stations
- 0.8 m long hose for pleasant, flexible work



Model	Art. no.	Working pressure (bar)	Max. working pressure (bar)	Temperature-resistant up to (°C)	Hose length (cm)	Weight (kg)
RF 12 MG	DGKD004021	0.7-12	15	-20 – +60	150	0.8
RF 12 MG 2,5	DGKD004026	0.7-12	15	-20 – +60	250	0.8
RF 12 DVG 0,8	DGKD004027	0.7-12	15	-20 – +60	80	0.8

Accessories

Model	Art. no.	Suitable for
SL-1,5m-kpl-M	DGKB004020	RF-12 MG and RF 12 MG 2,5
SL-2,5m-kpl-M	DGKB004021	RF-12 MG and RF 12 MG 2,5
SL-0,8m-DV	DGKB004022	RF 12 DVG 0,8

Tyre pressure gauge „calibrated“

- Pressure gauge calibrated according to EEC type approval for maximum precision
- Simple operation thanks to straight plug-in valve
- Ideal for DIY and use at home

Calibrated



Pressure gauge dia. 60 mm with rubber protection



Model	Art. no.	Working pressure (bar)	Hose length (cm)	Weight (kg)	Pressure gauge dia. (mm)
RF-RM "geeicht"	DGKD004017	10	40	0.36	63



Tip

The initial calibration is valid for 2 years and begins on 31.12 of the production date (not invoicing date). The device must be recalibrated once this period has lapsed.

Tyre pressure gauge

- Robust aluminium body extends the service life of the device
- Simple operation thanks to straight plug-in valve
- Ideal for DIY and use at home

Pressure gauge dia. 60 mm with rubber protection



Includes 3 replaceable nozzle attachments



Model	Art. no.	Working pressure (bar)	Hose length (cm)	Weight (kg)	Pressure gauge dia. (mm)
RF-RM	DGKD004011	7	41	0.4	60



Tyre pressure gauge

- Robust aluminium body extends the service life of the device
- Connection hose with rotating adapter for easier working

Pressure gauge 80 mm dia. with rubber protection



RF-RMG features:
Double-sided valve connector



RF-RMG-K features:
Rocker arm connector



Model	Art. no.	Working pressure (bar)	Hose length (cm)	Weight (kg)	Pressure gauge dia. (mm)
RF-RMG	DGKD004009	0-12	46 + 30	0.9	80
RF-RMG-K	DGKD004011	0-12	45	0.7	80



Accessories

Model	Art. no.
ED-Set-RM	DGKB040160



Sets & Accessories

The right accessories
for every compressed air tool



Tool set

DL-WZ-Set 3-pc.

- Set consists of tyre pressure gauge, spiral hose (4 m long) and blow gun
- With 3 replaceable nozzle attachments (incl. adapter for bicycle tyres and ball needles)



Model	Art. no.	Air requirement (l/min)	Working pressure (bar)	Hose length (cm)
DL-WZ-Set 3-teilig	DGKD100041	100-200	6-12	400

Lubricants/oil

- Mineral-based tool oil for daily use
- Impact tools, in particular, should be oiled every day via the plug nipple

Model	Art. no.
OEMIN-DLW 0,2	DGKE771130
OEMIN-DLW 1,0	DGKB770000
OEMIN-DLW 0,01	DGKB322301



Air lubricator

- With precise and adjustable needle valve
- Not suitable for impact pneumatic tools

Model	Art. no.	Nominal pressure (bar)	Dimensions (mm)
LOE-P 3/8	DGKD640072	16	71.5 x 47



Plug nipple

- Prevents twisting of the air hose when working
- Rotatable

Model	Art. no.	Connection
STNP-R1/4a	DGKE700220	R 1/4" a



Product information

Art. no.	Art. no. old	EAN code	Model	Product group
1121010030	A911000	4011666006561	Compressor SYM 150-8-6 WXOF	10
1121020051	A201000	4011666005076	Compressor CPM 170-8-2 WOF	10
1121020071	A202000	4011666005083	Compressor CPM 170-8-6 WOF	10
1121030819	A311001	4011666014993	Compressor SEM 110-8-6 WOF	10
1121050582	A221000	4011666047885	Compressor CPM 110-15-3 W	10
1121050584	A222000	4011666058997	Compressor CPM 210-10-3 W	10
1121090015	A211000	4011666059000	Compressor CPM 210-8-10 W	10
1121090030	A211001	4011666005106	Compressor CPM 210-8-10 WXOF	10
1121090189	A212000	4011666058966	Compressor CPM 260-10-10 W	10
1121090194	A212001	4011666058959	Compressor CPM 260-10-10 WX	10
1121090452	A213001	4011666058935	Compressor CPM 310-10-20 WX	10
1121090453	A213000	4011666058942	Compressor CPM 310-10-20 W	10
1121090552	A214000	4011666005151	Compressor CPM 360-10-20 W	10
1121090553	A214001	4011666005168	Compressor CPM 360-10-20 WX	10
1121160233	A712000	4011666058980	Compressor UNM 260-10-50 W	10
1121160234	A712001	4011666058973	Compressor UNM 260-10-50 WX	10
1121210720	A711000	4011666059017	Compressor UNM 210-8-25 W	10
1121210922	A711001	4011666922205	Compressor UNM 210-8-25 WXOF	10
1121310838	A712010	4011666058928	Compressor UNM 310-10-50 W	10
1121310839	A712011	4011666058911	Compressor UNM 310-10-50 WX	10
1121340204	A316000	4011666047915	Compressor SEM 330-10-90 W	10
1121440050	A224001	4011666022240	Compressor CPM L 330-10-20 WX	10
1121440068	A223001	4011666058904	Compressor CPM L 310-10-20 WX	10
1121440814	A215000	4011666005175	Compressor CPM 280-10-20 B	10
1121440909	A444002	4011666056603	Compressor PEM 650-15-50 B	10
1121490009	A713000	4011666922236	Compressor UNM 410-10-50 W	10
1121490010	A713001	4011666922243	Compressor UNM 410-10-50 WX	10
1121490011	A713010	4011666929655	Compressor UNM 410-10-50 D	10
1121490012	A713011	4011666929662	Compressor UNM 410-10-50 DX	10
1121490141	A714000	4011666922250	Compressor UNM 510-10-90 D	10
1121490142	A714001	4011666922267	Compressor UNM 510-10-90 DX	10
1121560006	A715000	4011666922274	Compressor UNM 660-10-90 D	10
1121560007	A715001	4011666922281	Compressor UNM 660-10-90 DX	10
1121560008	A715100	4011666929679	Compressor UNM 580-15-90 D	10
1121560009	A715101	4011666929693	Compressor UNM 580-15-90 DX	10
1121560020	H831000	4011666929488	Compressor UNM STS 1000-10-90	11
1121560021	H851000	4011666006637	Compressor UNM STS 1250-10-90	11
1121560022	H851001	4011666022417	Compressor UNM STS 1250-10-90 C	11
1121560023	H831001	4011666022363	Compressor UNM STS 1000-10-90 C	11
1121560024	H112017	4011666903013	Compressor UNM STH 650-10-180	11
1121570201	H812110	4011666000279	Compressor UNM STS 660-10-270 XSDK	11
1121570202	H822110	4011666000224	Compressor UNM STS 580-15-270 XSDK	11
1121570204	H832010	4011666929501	Compressor UNM STS 1000-10-270 XDK	11
1121570205	H842010	4011666929570	Compressor UNM STS 780-15-270 XDK	11
1121570206	H852010	4011666000644	Compressor UNM STS 1250-10-270 XDK	11
1121570207	H812010	4011666929358	Compressor UNM STS 660-10-270 XDK	11
1121570208	H815000	4011666929389	Compressor UNM STL 660-10-270	11
1121570209	H825100	4011666000170	Compressor UNM STL 580-15-270 XS	11
1121570213	H812000	4011666929341	Compressor UNM STS 660-10-270	11
1121570215	H835000	4011666929532	Compressor UNM STL 1000-10-270	11
1121570216	H835001	4011666022547	Compressor UNM STL 1000-10-270 C	11
1121570217	H865000	4011666000552	Compressor UNM STL 1000-15-270	11
1121570218	H865001	4011666022608	Compressor UNM STL 1000-15-270 C	11
1121570219	H855000	4011666000576	Compressor UNM STL 1250-10-270	11
1121570220	H855001	4011666022585	Compressor UNM STL 1250-10-270 C	11
1121570222	H825000	4011666929457	Compressor UNM STL 580-15-270	11
1121570224	H815100	4011666000194	Compressor UNM STL 660-10-270 XS	11
1121570225	H845000	4011666929600	Compressor UNM STL 780-15-270	11
1121570226	H845001	4011666022561	Compressor UNM STL 780-15-270 C	11
1121570227	H832000	4011666929495	Compressor UNM STS 1000-10-270	11
1121570228	H832001	4011666022370	Compressor UNM STS 1000-10-270 C	11
1121570229	H832011	4011666022462	Compressor UNM STS 1000-10-270 XDKC	11
1121570230	H862000	4011666000606	Compressor UNM STS 1000-15-270	11
1121570231	H862001	4011666022448	Compressor UNM STS 1000-15-270 C	11
1121570232	H862010	4011666000590	Compressor UNM STS 1000-15-270 XDK	11
1121570233	H862011	4011666022523	Compressor UNM STS 1000-15-270 XDKC	11
1121570234	H852000	4011666000651	Compressor UNM STS 1250-10-270	11
1121570235	H852001	4011666022424	Compressor UNM STS 1250-10-270 C	11
1121570236	H852011	4011666022509	Compressor UNM STS 1250-10-270 XDKC	11
1121570238	H822000	4011666929419	Compressor UNM STS 580-15-270	11
1121570239	H822010	4011666929426	Compressor UNM STS 580-15-270 XDK	11
1121570240	H822100	4011666000217	Compressor UNM STS 580-15-270 XS	11
1121570241	H812100	4011666000262	Compressor UNM STS 660-10-270 XS	11
1121570242	H842000	4011666929563	Compressor UNM STS 780-15-270	11
1121570243	H842001	4011666022394	Compressor UNM STS 780-15-270 C	11
1121570244	H842011	4011666022486	Compressor UNM STS 780-15-270 XDKC	11
1121580501	H813110	4011666000293	Compressor UNM STS 660-10-500 XSDK	11
1121580502	H823110	4011666000248	Compressor UNM STS 580-15-500 XSDK	11
1121580503	H833010	4011666929525	Compressor UNM STS 1000-10-500 XDK	11
1121580504	H843010	4011666929594	Compressor UNM STS 780-15-500 XDK	11

Art. no.	Art. no. old	EAN code	Model	Product group
1121580505	H853011	4011666022516	Compressor UNM STS 1250-10-500 XDKC	11
1121580506	H863010	4011666000613	Compressor UNM STS 1000-15-500 XDK	11
1121580507	H816100	4011666000200	Compressor UNM STL 660-10-500 XS	11
1121580508	H826100	4011666000187	Compressor UNM STL 580-15-500 XS	11
1121580509	H824000	4011666929402	Compressor UNM STB 580-15-10	11
1121580510	H814000	4011666929327	Compressor UNM STB 660-10-10	11
1121580512	H836000	4011666929549	Compressor UNM STL 1000-10-500	11
1121580513	H836001	4011666022554	Compressor UNM STL 1000-10-500 C	11
1121580514	H866000	4011666000569	Compressor UNM STL 1000-15-500	11
1121580515	H866001	4011666022615	Compressor UNM STL 1000-15-500 C	11
1121580516	H856000	4011666000583	Compressor UNM STL 1250-10-500	11
1121580517	H856001	4011666022592	Compressor UNM STL 1250-10-500 C	11
1121580518	H826000	4011666929464	Compressor UNM STL 580-15-500	11
1121580520	H816000	4011666929396	Compressor UNM STL 660-10-500	11
1121580521	H846000	4011666929617	Compressor UNM STL 780-15-500	11
1121580522	H846001	4011666022578	Compressor UNM STL 780-15-500 C	11
1121580523	H833000	4011666929518	Compressor UNM STS 1000-10-500	11
1121580524	H833001	4011666048899	Compressor UNM STS 1000-10-500 C	11
1121580525	H833011	4011666022479	Compressor UNM STS 1000-10-500 XDKC	11
1121580526	H863000	4011666000620	Compressor UNM STS 1000-15-500	11
1121580527	H863001	4011666022455	Compressor UNM STS 1000-15-500 C	11
1121580528	H863011	4011666022530	Compressor UNM STS 1000-15-500 XDKC	11
1121580529	H853000	4011666000682	Compressor UNM STS 1250-10-500	11
1121580530	H853001	4011666022431	Compressor UNM STS 1250-10-500 C	11
1121580531	H823000	4011666929433	Compressor UNM STS 580-15-500	11
1121580532	H823010	4011666929440	Compressor UNM STS 580-15-500 XDK	11
1121580533	H823100	4011666000231	Compressor UNM STS 580-15-500 XS	11
1121580534	H813000	4011666929365	Compressor UNM STS 660-10-500	11
1121580535	H813010	4011666929372	Compressor UNM STS 660-10-500 XDK	11
1121580536	H813100	4011666000286	Compressor UNM STS 660-10-500 XS	11
1121580537	H811000	4011666929334	Compressor UNM STS 660-10-90	11
1121580538	H811100	4011666000255	Compressor UNM STS 660-10-90 XS	11
1121580539	H843000	4011666929587	Compressor UNM STS 780-15-500	11
1121580540	H843001	4011666022400	Compressor UNM STS 780-15-500 C	11
1121580541	H843011	4011666022493	Compressor UNM STS 780-15-500 XDKC	11
1121580542	H853010	4011666000668	Compressor UNM STS 1250-10-500 XDK	11
1121710141	H110404	4011666059505	Vessel BH-VZBA 270-11	37
1121710142	H110407	4011666059499	Vessel BH-VZBA 270-16	37
1121710143	H110199	4011666059482	Vessel BH-VZBA 500-11	37
1121710144	H110202	4011666059475	Vessel BH-VZBA 500-16	37
1121710145	H110205	4011666059468	Vessel BH-VZBA 90-11	37
1122030301	H814100	4011666000163	Compressor UNM STB 660-10-10 XS	11
1122030302	H824100	4011666000156	Compressor UNM STB 580-15-10 XS	11
1122030303	H834000	4011666929471	Compressor UNM STB 1000-10-10	11
1122030304	H834001	4011666022622	Compressor UNM STB 1000-10-10 C	11
1122030305	H864000	4011666000538	Compressor UNM STB 1000-15-10	11
1122030306	H864001	4011666022653	Compressor UNM STB 1000-15-10 C	11
1122030307	H854000	4011666000545	Compressor UNM STB 1250-10-10	11
1122030308	H854001	4011666022646	Compressor UNM STB 1250-10-10 C	11
1122030309	H844000	4011666929556	Compressor UNM STB 780-15-10	11
1122030310	H844001	4011666022639	Compressor UNM STB 780-15-10 C	11
1129100968	A202002	4011666013088	Compressor CPM 150-8-6 WOF Base	10
1129100969	A211002	4011666013095	Compressor CPM 200-8-10 W Base	10
1129100972	A713002	4011666013163	Compressor UNM 350-10-50 W Base	10
1129740197	A711002	4011666059024	Compressor UNM 150-8-25 W Base	10
1606456104	-	-	BUTTERFLY VALVE	16
1621215601	-	-	CLAMP	16
1621215602	-	-	CLAMP D63	16
1621215603	-	-	CLAMP D80	16
1630020000	-	-	PIPE CLAMP SADDLE DN80/200C	16
1630020002	-	-	CLAMP PIPE SADDLE DN150/200C	16
1630209000	-	-	AIRSCAN TOOLS DRILL BIT	16
1630209100	-	-	AIRSCAN TOOLS DRILL BIT HOLDER	16
2809916900	E033401	4011666059253	QUICK-RELEASE C SK-FE-NW7,8-EURO-G1/4A	18
2809916901	E033402	4011666059246	QUICK-RELEASE C SK-FE-NW7,8-EURO-G3/8A	18
2809916902	E033403	4011666059239	QUICK-RELEASE C SK-FE-NW7,8-EURO-G1/2A	18
2809916903	E033404	4011666059222	QUICK-RELEASE C SK-FE-NW7,8-EURO-G1/4I	18
2809916904	E033405	4011666059215	QUICK-RELEASE C SK-FE-NW7,8-EURO-G3/8I	18
2809916905	E033406	4011666059208	QUICK-RELEASE C SK-FE-NW7,8-EURO-G1/2I	18
2809916906	E033407	4011666059192	QUICK-RELEASE C SK-FE-NW7,8-EURO-6MM	18
2809916907	E033408	4011666059185	QUICK-RELEASE C SK-FE-NW7,8-EURO-9MM	18
2809916908	E033409	4011666059178	QUICK-RELEASE C SK-FE-NW7,8-EURO-13MM	18
2810000638	-	-	FIXATION WALLBRACKET VALVE D63	16
2810000738	-	-	FIXATION WALLBRACKET VALVE D80	16
2810003005	-	-	2M C-PROFILE	16
2810003105	-	-	WALL BRACKET	16
2810003205	-	-	CANTILEVER ARM 300MM	16
2810003310	-	-	T-BOLT M8X30	16
2810003410	-	-	PROTECTION CAP	16
2810003510	-	-	BEAM CLAMP 2-3MM	16

Product information

Art. no.	Art. no. old	EAN code	Model	Product group
2810003610	-		SCREW BEAM CLAMP	16
2810003710	-		U-BOLT BEAM CLAMP	16
2810003810	-		HANG CLAMP 1.5-4MM	16
2810003910	-		ROOF CLAMP	16
2810004000	-		TOOL 6 - 66 mm	16
2810004100	-		TOOL 6 - 37 mm	16
2810004200	-		TOOL DEBURRER HOLE	16
2810004400	-		TOOL SAS 14 mm/24 mm	16
2810013200	-		CANTILEVER ARM L540MM	16
2810013310	-		T-BOLT M8X40	16
2810013510	-		BEAM CLAMP 3-8MM	16
2810013810	-		HANG CLAMP 4-6.5MM	16
2810014000	-		TOOL 48 - 116 mm	16
2810014100	-		TOOL 12 - 54 mm	16
2810014300	-		TOOL SAS 14 mm	16
2810014800	-		TUBE GYMNA CONTACTGEL 0.5L	16
2810015408	-		SET CONNECTION	16
2810019100	-		CLIP STRIP EARTHING 17,2-185	16
2810022710	-		SPACER B-S D80 Q=10	16
2810023310	-		T-BOLT M8X60	16
2810023510	-		BEAM CLAMP 8-14MM	16
2810024000	-		TOOL CUTTER 100-170MM	16
2810024300	-		TOOL DRIL BIT D24	16
2810025005	-		SET Q= 5 BRACKET	16
2810032710	-		CLIP SPACER D100-FL SUP Q=10	16
2810033310	-		T-BOLT M8X80	16
2810033510	-		BEAM CLAMP 14-20MM	16
2810034000	-		CUTTING RING	16
2810035408	-		BOLT SET M20 D158 VALVE	16
2810044000	-		CUTTING RING D48-170	16
2810054080	-		TOOL CUTTER ELECTRIC 220V	16
2810064100	-		DEBURRER PIPE D50-150	16
2810074000	-		TOOL CUTTER EL. TCT140 BLADE	16
2810084600	-		BOX TOOLS D100	16
2810103510	-		CLAMP BEAM M6 2-3MM 10PCS	16
2810103610	-		CLAMP SCREW BEAM M6 18MM 10PC	16
2810103910	-		CLAMP ROOF M6 0.8-3MM 10PCS	16
2810105500	-		HOSE ASSEMBLY	16
2810113510	-		CLAMP BEAM M6 3-8MM 10PCS	16
2810115500	-		HOSE ASSEMBLY	16
2810123510	-		CLAMP BEAM M6 8-14MM 10PCS	16
2810133510	-		CLAMP BEAM M6 14-20MM 10PCS	16
2810205500	-		HOSE ASSEMBLY	16
2810215500	-		HOSE ASSEMBLY	16
2810405500	-		HOSE ASSEMBLY	16
2810415500	-		HOSE ASSEMBLY	16
2810505500	-		HOSE ASSEMBLY	16
2810515500	-		HOSE ASSEMBLY	16
2810605500	-		HOSE ASSEMBLY DN63 L=1540MM	16
2810606510	-		O-RING SET 10PCS FITTING D63	16
2810615500	-		HOSE ASSEMBLY	16
2810705500	-		HOSE ASSEMBLY DN80 L=1900MM	16
2810706510	-		O-RING SET 10PCS FITTING D80	16
2810715500	-		HOSE ASSEMBLY	16
2810800300	-		ELBOW 90 DEG. D100	16
2810800400	-		ELBOW 45 DEG. D100	16
2810800500	-		TEE EQUAL D100	16
2810802800	-		BELT SPANNER D40-80	16
2810806010	-		KIT D100 Q=10/20	16
2810806400	-		SUPPORT	16
2810806705	-		DECAL INSTRUCT. SET D100 PRESS	16
2810812210	-		CLIP PIPE D100 M8-M10 10PCS	16
2810815400	-		FLANGE	16
2810816705	-		DECAL INSTRUCT. SET D100 VAC	16
2810820800	-		TEE REDUCTION D100 X 1 ISO 228	16
2810850700	-		TEE REDUCTION D100-D50	16
2810860700	-		TEE REDUCTION D100-D63	16
2810870700	-		TEE REDUCTION D100-D80	16
2810872100	-		SOCKET REDUCTION D100-D80	16
2810880200	-		SOCKET EQUAL D100	16
2810900200	-		SOCKET EQUAL D158	16
2810900300	-		ELBOW 90 DEG. D158	16
2810900400	-		ELBOW 45 DEG. D158	16
2810900500	-		TEE EQUAL D158	16
2810902210	-		CLIP PIPE D158 10PCS	16
2810905100	-		VALVE BUTTERFLY DN150	16
2810906400	-		FIXATION WALLBRACKET D158FLANG	16
2810915400	-		FLANGE	16
2810920800	-		TEE REDUCTION D158X1 ISO-228	16
2810970700	-		TEE REDUCTION D158-D80	16

Art. no.	Art. no. old	EAN code	Model	Product group
2810980700	-		TEE REDUCTION D158X100	16
2810981600	-		CAP END D158/D100	16
2810982100	-		SOCKET REDUCTION D158X100	16
2811000880	-		TEE REDUCTION D20 X 3/8 ISO228	16
2811001980	-		KIT AIRNET D20 3/8 INCH ISO228	16
2811002580	-		NIPPLE WALLMOUNT 1/2 INCH	16
2811002710	-		CLIP SPACER D20-25 H=15 10PCS	16
2811002880	-		WRENCH 8439004103 + HEAD CAL.	16
2811004500	-		BOX TOOL D20 - D50 PF-Series	16
2811004600	-		BOX DEMO D25-D50	16
2811007200	-		BOLT ADAPTOR M6-M8	16
2811007402	-		KIT WALLMOUNT PLUG ISO228	16
2811007600	-		NIPPLE HEXAGON 1/2 ISO 7-R	16
2811007800	-		SOCKET 1/2 INCH ISO 228	16
2811012710	-		CLIP SPACER D40-50 H=20 10PCS	16
2811022710	-		CLIP SPACER D63-80 H=30 10PCS	16
2811022980	-		MARKER PIPE D20 - D158	16
2811024500	-		BOX TOOL D63 - D158	16
2811100010	-		PIPE STRAIGHT D20	16
2811100112	-		KIT AIRNET D20 NUTS	16
2811100280	-		SOCKET EQUAL D20	16
2811100290	-		CLIP CONDUCTIVITY KIT EQ 20/25	16
2811100380	-		ELBOW 90 DEG. D20	16
2811100390	-		CLIP CONDUCTIVITY KIT ELBOW 90	16
2811100480	-		ELBOW 45 DEG. D20	16
2811100490	-		CLIP CONDUCTIVITY KIT ELBOW 45	16
2811100580	-		TEE EQUAL D20	16
2811100590	-		CLIP CONDUCTIVITY KIT TEE D20	16
2811100680	-		CAP END D20	16
2811100880	-		TEE REDUCTION D20 X 1/2 ISO228	16
2811101780	-		NIPPLE SOCKET D20X 1/2 ISO7-R	16
2811101980	-		KIT AIRNET D20 1/2 INCH ISO228	16
2811102220	-		CLIP PIPE D20 M6 20PCS	16
2811102380	-		NIPPLE WALLMOUNT D20 ISO 228	16
2811102580	-		NIPPLE WALLMOUNT 3/4 INCH	16
2811102800	-		TOOL SPANNER D20	16
2811103810	-		CLAMP HANG M6 1.5-4MM 10PCS	16
2811104080	-		NIPPLE WALLMOUNT D20 1XISO228	16
2811104280	-		MANIFOLD D20 ISO228	16
2811105181	-		VALVE PUSH FIT D20	16
2811106105	-		PIPE STRAIGHT D20	16
2811106310	-		PIPE STRAIGHT D20	16
2811106705	-		PIPE S - BEND D20	16
2811111380	-		UNION ADAPTER D20 X 3/4 ISO228	16
2811111780	-		NIPPLE SOCKET D20X 3/4 ISO7-R	16
2811113810	-		CLAMP HANG M6 4-6.5MM 10PCS	16
2811115281	-		VALVE THREADED D20X3/4 ISO 228	16
2811117600	-		NIPPLE HEXAGON 3/4 ISO 7-R	16
2811117800	-		SOCKET 3/4 INCH ISO 228	16
2811200010	-		PIPE STRAIGHT D25	16
2811200112	-		KIT AIRNET D25 NUTS	16
2811200280	-		SOCKET EQUAL D25	16
2811200380	-		ELBOW 90 DEG. D25	16
2811200390	-		CLIP CONDUCTIVITY KIT ELBOW 90	16
2811200480	-		ELBOW 45 DEG. D25	16
2811200490	-		CLIP CONDUCTIVITY KIT ELBOW 45	16
2811200580	-		TEE EQUAL D25	16
2811200590	-		CLIP CONDUCTIVITY KIT TEE D25	16
2811200680	-		CAP END D25	16
2811200880	-		TEE REDUCTION D25 X 1/2 ISO228	16
2811201180	-		QUICKDROP THREADED 1/2 ISO-228	16
2811201980	-		KIT AIRNET D25 1/2 INCH ISO228	16
2811202220	-		CLIP PIPE D25 M6 20PCS	16
2811202380	-		NIPPLE WALLMOUNT D25 ISO 228	16
2811202800	-		TOOL SPANNER D25	16
2811204080	-		NIPPLE WALLMOUNT D25 1XISO228	16
2811204280	-		MANIFOLD D25 ISO228	16
2811205181	-		VALVE PUSH FIT D25	16
2811206105	-		PIPE STRAIGHT D25	16
2811206310	-		PIPE STRAIGHT D25	16
2811206510	-		KIT AIRNET QD D25 SEALS	16
2811206705	-		PIPE S - BEND D25	16
2811210780	-		TEE REDUCTION D25 D20	16
2811210880	-		TEE REDUCTION D25 X 3/4 ISO228	16
2811211080	-		QUICKDROP PUSH FIT D25XD20	16
2811211780	-		NIPPLE SOCKET D25X 3/4 ISO 7-R	16
2811211980	-		KIT AIRNET D25 3/4 INCH ISO228	16
2811212180	-		SOCKET REDUCTION D20 D25	16
2811221380	-		UNION ADAPTER 1 INCH ISO-228	16
2811221780	-		NIPPLE SOCKET D25 X 1 ISO 7-R	16

Product information

Art. no.	Art. no. old	EAN code	Model	Product group
2811225281	-		VALVE THREADED D25 X 1 ISO 228	16
2811227600	-		NIPPLE HEXAGON 1 ISO 7-R	16
2811227800	-		SOCKET 1 INCH ISO 228	16
2811337800	-		SOCKET 1 1/4 INCH ISO 228	16
2811400005	-		PIPE STRAIGHT D40	16
2811400112	-		KIT AIRNET D40 NUTS	16
2811400280	-		SOCKET EQUAL D40	16
2811400290	-		CLIP CONDUCTIVITY KIT EQ D40	16
2811400380	-		ELBOW 90 DEG. D40	16
2811400390	-		CLIP CONDUCTIVITY KIT ELBOW 90	16
2811400480	-		ELBOW 45 DEG. D40	16
2811400490	-		CLIP CONDUCTIVITY KIT ELBOW 45	16
2811400580	-		TEE EQUAL D40	16
2811400590	-		CLIP CONDUCTIVITY KIT TEE D40	16
2811400680	-		CAP END D40	16
2811401180	-		QUICKDROP THREADED 1/2 ISO-228	16
2811402220	-		CLIP PIPE D40 M6 20PCS	16
2811402800	-		TOOL SPANNER D40	16
2811405181	-		KIT AIRNET VALVE D40	16
2811406305	-		PIPE STRAIGHT D40	16
2811406510	-		KIT AIRNET QD D40 D50 SEALS	16
2811410780	-		TEE REDUCTION D40 D20	16
2811411080	-		QUICKDROP PUSH FIT D40XD20	16
2811411180	-		QUICKDROP THREADED 3/4 ISO-228	16
2811420780	-		TEE REDUCTION D40 D25	16
2811420880	-		TEE REDUCTION THREADED BSPP 1	16
2811421080	-		QUICKDROP PUSH FIT D40XD25	16
2811421980	-		KIT AIRNET D40XBSPP 1	16
2811422180	-		SOCKET REDUCTION D40 D25	16
2811431780	-		NIPPLE SOCKET D40X1 1/4 BSPT	16
2811441380	-		UNION ADAPTER BSPP 1 1/2	16
2811441780	-		NIPPLE SOCKET D40X1 1/2 BSPT	16
2811445281	-		KIT AIRNET VALVE D40 X 1 1/2	16
2811447600	-		NIPPLE HEXAGON 1 1/2 ISO 7-R	16
2811447800	-		SOCKET 1 1/2 INCH ISO 228	16
2811500004	-		PIPE STRAIGHT D50	16
2811500112	-		KIT AIRNET D50 NUTS	16
2811500280	-		SOCKET EQUAL D50	16
2811500290	-		CLIP CONDUCTIVITY KIT EQ D50	16
2811500380	-		ELBOW 90 DEG. D50	16
2811500390	-		CLIP CONDUCTIVITY KIT ELBOW 90	16
2811500480	-		ELBOW 45 DEG. D50	16
2811500490	-		CLIP CONDUCTIVITY KIT ELBOW 45	16
2811500580	-		TEE EQUAL D50	16
2811500590	-		CLIP CONDUCTIVITY KIT TEE D50	16
2811500680	-		CAP END D50	16
2811501180	-		QUICKDROP D50-1/2 ISO-228	16
2811502220	-		CLIP PIPE D50 M6 20PCS	16
2811502800	-		TOOL SPANNER D50	16
2811505181	-		KIT AIRNET VALVE D50	16
2811506304	-		PIPE STRAIGHT D50	16
2811510780	-		TEE REDUCTION D50 D20	16
2811511080	-		QUICKDROP PUSH FIT D50XD20	16
2811511180	-		QUICKDROP D50-3/4 ISO-228	16
2811520780	-		TEE REDUCTION D50 D25	16
2811520880	-		TEE REDUCTION THREADED BSPP 1	16
2811521080	-		QUICKDROP PUSH FIT D50XD25	16
2811540780	-		TEE REDUCTION D50-D40	16
2811541780	-		NIPPLE SOCKET D50X1 1/2 BSPT	16
2811541980	-		KIT AIRNET D50XBSPP 1 1/2	16
2811542180	-		SOCKET REDUCTION D50-D40	16
2811551380	-		UNION ADAPTER BSPP 2	16
2811551780	-		NIPPLE SOCKET D50X2 BSPT	16
2811551980	-		KIT AIRNET D50XBSPP 2	16
2811555281	-		KIT AIRNET D50 X 2 INCH	16
2811557600	-		NIPPLE HEXAGON 2 INCH ISO 7-R	16
2811557800	-		SOCKET 2 INCH ISO 228	16
2811600003	-		PIPE STRAIGHT D63	16
2811600280	-		SOCKET EQUAL D63	16
2811600380	-		ELBOW 90 DEG. D63	16
2811600480	-		ELBOW 45 DEG. D63	16
2811600580	-		TEE EQUAL D63	16
2811600680	-		CAP END D63	16
2811601180	-		QUICKDROP THREADED 1/2 ISO-228	16
2811602220	-		CLIP PIPE D63 M8 20PCS	16
2811602800	-		TOOL SPANNER D63	16
2811605180	-		BUTTERFLY VALVE D63	16
2811605480	-		FLANGE D63 DIN	16
2811606006	-		KIT AIRNET D63 NUTS	16
2811606303	-		PIPE STRAIGHT D63	16

Art. no.	Art. no. old	EAN code	Model	Product group
2811606510	–		KIT AIRNET QD D63 D80 SEALS	16
2811611080	–		QUICKDROP PUSH FIT D63XD20	16
2811611180	–		QUICKDROP THREADED 3/4 ISO-228	16
2811612880	–		TOOL TORQUE HEAD D63	16
2811621080	–		QUICKDROP PUSH FIT D63XD25	16
2811646280	–		PIPE END FITTING D63-D40	16
2811650781	–		TEE REDUCTION D63-D50	16
2811650880	–		TEE REDUCTION D63-2 ISO228	16
2811651780	–		NIPPLE SOCKET B-S D63 x R2" a	16
2811651980	–		UNION ADAPTER B-S D63 x G2" i	16
2811652181	–		SOCKET REDUCTION D63-D50	16
2811661380	–		UNION ADAPTER B-S D63 x G2-1/2"i	16
2811661780	–		NIPPLE SOCKET B-S D63 x R2-1/2" a	16
2811661980	–		NIPPLE SOCKET B-S D63 x G2-1/2" i	16
2811662800	–		TOOL SPANNER D63 HEXAGON BODY	16
2811665280	–		BUTTERFLY VALVE D63-2.5 ISO228	16
2811700002	–		PIPE STRAIGHT D80	16
2811700280	–		SOCKET EQUAL D80	16
2811700380	–		ELBOW 90 DEG. D80	16
2811700480	–		ELBOW 45 DEG. D80	16
2811700580	–		TEE EQUAL D80	16
2811700680	–		CAP END D80	16
2811701180	–		QUICKDROP D80-1/2 ISO-228	16
2811702220	–		CLIP PIPE D80 M8 20PCS	16
2811702800	–		TOOL SPANNER D80	16
2811705180	–		BUTTERFLY VALVE D80	16
2811705480	–		FLANGE D80 DIN	16
2811706006	–		KIT AIRNET D80 NUTS	16
2811706302	–		PIPE STRAIGHT D80	16
2811711080	–		QUICKDROP PUSH FIT D80XD20	16
2811711180	–		QUICKDROP D80-3/4 ISO-228	16
2811712880	–		TOOL TORQUE HEAD D80	16
2811721080	–		QUICKDROP PUSH FIT D80XD25	16
2811746280	–		PIPE END FITTING D80-D40	16
2811756280	–		PIPE END FITTING D80-D50	16
2811760780	–		TEE REDUCTION D80 D63	16
2811760880	–		TEE REDUCTION D80-2.1/2 ISO228	16
2811761780	–		NIPPLE SOCKET B-S D80 x R2-1/2" a	16
2811761980	–		UNION ADAPTER B-S D80 x G2-1/2" i	16
2811762180	–		SOCKET REDUCTION D80 D63	16
2811770880	–		TEE REDUCTION D80 X 3 ISO228	16
2811771380	–		UNION ADAPTER B-S D80 x G3" i	16
2811771780	–		NIPPLE SOCKET B-S D80 x R3" a	16
2811771980	–		UNION ADAPTER B-S D80 x G3" i	16
2811772800	–		TOOL SPANNER D80 HEXAGON BODY	16
2811775280	–		BUTTERFLY VALVE D80-3 ISO228	16
2811800000	–		PIPE STRAIGHT D100	16
2811900006	–		PIPE STRAIGHT D158 6PCS	16
2946700447	–		AIRNET SIZING SPINNER Q=50	16
3004079000	–	8730040790006	Mineral Screw Oil-5L	38
3004079003	–	8730040790037	Mineral Screw Oil-20L	38
3004079006	–	8730040790068	Synthetik Screw Oil-5L	38
3004079009	–	8730040790099	Synthetik Screw Oil-20L	38
4101000653	B110179	4011666049414	FILTERS SUPP BYPASS A0-A4 3/4G	38
4102001388	H620035	4011666048912	Cold dryer DK 350 SMART	14
4102001389	H620060	4011666048905	Cold dryer DK 600 SMART	14
4102001390	H620085	4011666048929	Cold dryer DK 850 SMART	14
4102001391	H620120	4011666048936	Cold dryer DK 1200 SMART	14
4102001392	H620182	4011666049391	Cold dryer DK 1825 SMART	14
4102001952	H621500	4011666049049	Cold dryer DK 15000 SMART	14
4102001953	H621800	4011666049056	Cold dryer DK 18000 SMART	14
4102002607	H620360	4011666048974	Cold dryer DK 3600 SMART	14
4102002608	H620410	4011666048981	Cold dryer DK 4100 SMART	14
4102002609	H620520	4011666048998	Cold dryer DK 5200 SMART	14
4102002610	H620650	4011666049001	Cold dryer DK 6500 SMART	14
4102002611	H620770	4011666049018	Cold dryer DK 7700 SMART	14
4102003237	H620235	4011666056757	Cold dryer DK 2350 SMART	14
4102003238	H620300	4011666056740	Cold dryer DK 3000 SMART	14
4102003835	H621000	4011666059413	Cold dryer DK 10000 SMART	14
4102003836	H621200	4011666059031	Cold dryer DK 12000 SMART	14
4152005329	H704100	4011666050441	Compressor AM B 4-10	13
4152005404	H704106	4011666050465	Compressor AM B 4-10-270 XBDK	13
4152009594	H705080	4011666051196	Compressor AM B 5-8	13
4152009595	H705100	4011666051257	Compressor AM B 5-10	13
4152009596	H707080	4011666051332	Compressor AM B 7-8	13
4152009597	H707100	4011666051394	Compressor AM B 7-10	13
4152009598	H707130	4011666051455	Compressor AM B 7-13	13
4152009599	H711080	4011666051493	Compressor AM B 11-8	13
4152009600	H711100	4011666051516	Compressor AM B 11-10	13
4152009601	H711130	4011666051646	Compressor AM B 11-13	13

Product information

Art. no.	Art. no. old	EAN code	Model	Product group
4152009602	H705081	4011666051202	Compressor AM B 5-8 XDK	13
4152009603	H705101	4011666051264	Compressor AM B 5-10 XDK	13
4152009604	H707081	4011666051349	Compressor AM B 7-8 XDK	13
4152009605	H707101	4011666051400	Compressor AM B 7-10 XDK	13
4152009606	H707131	4011666051462	Compressor AM B 7-13 XDK	13
4152009607	–	4011666059161	Compressor AM B 11-8 XDK	13
4152009608	–	4011666058874	Compressor AM B 11-10 XDK	13
4152009609	–	4011666059154	Compressor AM B 11-13 XDK	13
4152009624	H705086	4011666051233	Compressor AM B 5-8-270 XBDK	13
4152009625	H705106	4011666051295	Compressor AM B 5-10-270 XBDK	13
4152009626	H705087	4011666051240	Compressor AM B 5-8-500 XBDK	13
4152009627	H705107	4011666051301	Compressor AM B 5-10-500 XBDK	13
4152009628	H707086	4011666051370	Compressor AM B 7-8-270 XBDK	13
4152009629	H707106	4011666051431	Compressor AM B 7-10-270 XBDK	13
4152009630	H707087	4011666051387	Compressor AM B 7-8-500 XBDK	13
4152009631	H707107	4011666051448	Compressor AM B 7-10-500 XBDK	13
4152009632	–	4011666059116	Compressor AM B 7-13-500 XBDK	13
4152009635	H711087	4011666051509	Compressor AM B 11-8-500 XBDK	13
4152009636	H711107	4011666051523	Compressor AM B 11-10-500 XBDK	13
4152009637	H711137	4011666052209	Compressor AM B 11-13-500 XBDK	13
4152009638	H705130	4011666051318	Compressor AM B 5-13	13
4152009639	H705131	4011666051325	Compressor AM B 5-13 XDK	13
4152009641	–	4011666059123	Compressor AM B 5-13-500 XBDK	13
4152017961	H622080	4011666050502	Compressor AM G 22-8	13
4152017962	H622100	4011666050519	Compressor AM G 22-10	13
4152017963	H622130	4011666050526	Compressor AM G 22-13	13
4152017969	–	4011666050533	Compressor AM G 30-8	13
4152017970	–	4011666050540	Compressor AM G 30-10	13
4152017971	–	4011666050557	Compressor AM G 30-13	13
4152017973	–	4011666059062	Compressor AM G 37-8	13
4152017974	–	4011666059055	Compressor AM G 37-10	13
4152017975	–	4011666059048	Compressor AM G 37-13	13
4152017976	H922100	4011666051714	Compressor AM D 22-13 XVS	13
4152017978	–	4011666051721	Compressor AM D 30-13 XVS	13
4152017979	–	4011666051738	Compressor AM D 37-13 XVS	13
4152018477	H907100	4011666050472	Compressor AM D 7-13 XVS	13
4152018478	H911100	4011666050489	Compressor AM D 11-13 XVS	13
4152018479	H915100	4011666050496	Compressor AM D 15-13 XVS	13
4152018480	–	4011666059109	Compressor AM D 7-13 XVSDK	13
4152018481	–	4011666058867	Compressor AM D 11-13 XVSDK	13
4152018482	–	4011666058850	Compressor AM D 15-13 XVSDK	13
4152018486	–	4011666059093	Compressor AM D 7-13-500 XVSBDK	13
4152018487	–	4011666059086	Compressor AM D 11-13-500 XVSBDK	13
4152018488	–	4011666059079	Compressor AM D 15-13-500 XVSBDK	13
4152023516	H715080	4011666051653	Compressor AM B 15-8	13
4152023517	H715100	4011666051677	Compressor AM B 15-10	13
4152023518	H715130	4011666051691	Compressor AM B 15-13	13
4152023519	–	4011666059147	Compressor AM B 15-8 XDK	13
4152023520	–	4011666058843	Compressor AM B 15-10 XDK	13
4152023521	–	4011666059130	Compressor AM B 15-13 XDK	13
4152023529	H715087	4011666051660	Compressor AM B 15-8-500 XBDK	13
4152023530	H715107	4011666051684	Compressor AM B 15-10-500 XBDK	13
4152023531	H715137	4011666051707	Compressor AM B 15-13-500 XBDK	13
4152023556	H718080	4011666051776	Compressor AM B 18-8	13
4152023557	H718100	4011666051783	Compressor AM B 18-10	13
4152023558	H718130	4011666051790	Compressor AM B 18-13	13
4152023559	H722080	4011666051806	Compressor AM B 22-8	13
4152023560	H722100	4011666051813	Compressor AM B 22-10	13
4152023561	H722130	4011666051820	Compressor AM B 22-13	13
4152023629	H611080	4011666051769	Compressor AM G 11-8	13
4152023630	H611100	4011666051981	Compressor AM G 11-10	13
4152023631	H611130	4011666051998	Compressor AM G 11-13	13
4152023633	H615080	4011666052001	Compressor AM G 15-8	13
4152023634	H615100	4011666052018	Compressor AM G 15-10	13
4152023635	H615130	4011666052025	Compressor AM G 15-13	13
4152023637	H618080	4011666052032	Compressor AM G 18-8	13
4152023638	H618100	4011666052049	Compressor AM G 18-10	13
4152023639	H618130	4011666052056	Compressor AM G 18-13	13
4152023678	H918100	4011666051967	Compressor AM G 18-10 XVS	13
0462101105	–		HEAD DRIVE D100/D158	16
0462709421	–		TORQUE INDICATOR D100/D158	16
0650010006	–		GASKET	16
0650010016	–		GASKET D63	16
0650100125	–		GASKET TYPE 1 159 X 207 X 2	16
0650100127	–		GASKET D80	16
DGKA333001	A333001	4011666900289	Compressor SEM 255-10-50 W	10
DGKA333004	A333004	4011666900609	Compressor SEM 50-8-9 W	10
DGKA333005	A333005	4011666900616	Compressor SEM 30-8-4 W	10
DGKB004020	B004020	4011666923189	Hose SL-1,5m-kpl-M	38
DGKB004021	B004021	4011666923196	Hose SL-2,5m-kpl-M	38

Art. no.	Art. no. old	EAN code	Model	Product group
DGKB004022	B004022	4011666928955	Hose SL-0,8m-DV	38
DGKB030012	B030012	4011666200983	Nozzle kit DSZ 1,3 FP-HTE	38
DGKB030013	B030013	4011666200679	Nozzle kit DSZ 1,5 FP-HTE	38
DGKB030014	B030014	4011666200686	Nozzle kit DSZ 1,8 FP-HTE	38
DGKB030015	B030015	4011666200990	Nozzle kit DSZ 2,0 FP-HTE	38
DGKB030016	B030016	4011666201003	Nozzle kit DSZ 2,5 FP-HTE	38
DGKB030017	B030017	4011666201010	Nozzle kit DSZ 3,0 FP-HTE	38
DGKB030018	B030018	4011666200693	Flow cup FB 0,6 I-FP-HTE	38
DGKB030026	B030026	4011666200242	Nozzle ED 5,0 SAV	38
DGKB030028	B030028	4011666201058	Nozzle ED-DSG	38
DGKB030029	B030029	4011666200112	Nozzle ED-Set-Strahlfix	38
DGKB030030	B030030	4011666200259	Nozzle ED-Strahlfix	38
DGKB030031	B030031	4011666200327	Blasting shot STM-HOS 8,0	38
DGKB030079	B030079	4011666201133	Viscosity measu B-Ford 4	38
DGKB030153	B030153	4011666200891	Prefilter VF-ATM / 10	38
DGKB030157	B030157	4011666204998	Filter F-ATM	38
DGKB030175	B030175	4011666201416	Nozzle ED 4,5-2 SPR	38
DGKB030176	B030176	4011666201423	Nozzle ED 6,5-2 SPR	38
DGKB030177	B030177	4011666201430	Nozzle ED 8,5-2 SPR	38
DGKB030178	B030178	4011666201447	Nozzle ED 10,5-2 SPR	38
DGKB030179	B030179	4011666201454	Nozzle ED 2,0 SPR	38
DGKB030186	B030186	4011666201492	Nozzle ED 6,5-1 SPR	38
DGKB030187	B030187	4011666201508	Nozzle ED 8,5-1 SPR	38
DGKB030188	B030188	4011666201515	Nozzle ED 10,5-1 SPR	38
DGKB030189	B030189	4011666201522	Nozzle ED 4,5-1 SPR	38
DGKB030196	B030196	4011666016638	Nozzle kit DSZ 1,2 Base	38
DGKB030197	B030197	4011666016645	Nozzle kit DSZ 1,5 Base	38
DGKB030198	B030198	4011666016652	Nozzle kit DSZ 1,8 Base	38
DGKB030203	B030203	4011666203656	Fastening set BEFG 4x35,0-S6/100	16
DGKB030204	B030204	4011666246295	Hanger bolt SS-M 8 x 80	16
DGKB030205	B030205	4011666201553	Fastening set BEFG 5x45,0-S6/50	16
DGKB030267	B030267	4011666203731	Flow cup FB 0,5 I-Optimal 2001	38
DGKB030310	B030310	4011666245816	Nozzle kit DSZ 1,3 Optimal 2001	38
DGKB030311	B030311	4011666245823	Nozzle kit DSZ 1,5 Optimal 2001	38
DGKB030312	B030312	4011666245830	Nozzle kit DSZ 1,7 Optimal 2001	38
DGKB030313	B030313	4011666245847	Nozzle kit DSZ 1,9 Optimal 2001	38
DGKB030314	B030314	4011666245854	Nozzle kit DSZ 2,2 Optimal 2001	38
DGKB030315	B030315	4011666245861	Nozzle kit DSZ 2,5 Optimal 2001	38
DGKB030340	B030340	4011666246097	Nozzle kit DSZ 2,0 FP 2001 M-MA	38
DGKB030341	B030341	4011666246103	Nozzle kit DSZ 2,5 FP 2001 M-MA	38
DGKB030342	B030342	4011666246837	Nozzle kit DSZ 3,0 FP 2001 M-MA	38
DGKB030350	B030350	4011666246851	Nozzle ED 4,5 HW-TSP	38
DGKB030351	B030351	4011666246868	Nozzle ED 6,0 HW-TSP	38
DGKB030352	B030352	4011666246875	Nozzle ED 8,0 HW-TSP	38
DGKB030353	B030353	4011666246882	Nozzle ED 15,0 HW-TSP	38
DGKB030354	B030354	4011666246899	Nozzle ED 17,5 HW-TSP	38
DGKB030355	B030355	4011666246905	Flow cup FB 5,0 I-HW-TSP	38
DGKB030361	B030361	4011666247452	Nozzle kit DSZ 0,5 AZ 2	38
DGKB030362	B030362	4011666247469	Nozzle kit DSZ 0,8 AZ 2	38
DGKB030363	B030363	4011666247476	Nozzle kit DSZ 1,0 AZ 2	38
DGKB030364	B030364	4011666247483	Nozzle kit DSZ 1,2 AZ 2	38
DGKB030365	B030365	4011666247490	Flow cup FB 0,25 I-AZ 2	38
DGKB030390	B030390	4011666906458	Nozzle kit DSZ 0,5 Mini-Vario 2	38
DGKB030391	B030391	4011666906465	Nozzle kit DSZ 0,7 Mini-Vario 2	38
DGKB030392	B030392	4011666906472	Nozzle kit DSZ 1,0 Mini-Vario 2	38
DGKB030393	B030393	4011666906489	Nozzle kit DSZ 1,2 Mini-Vario 2	38
DGKB030399	B030399	4011666246615	Nozzle ED-SAW 4	38
DGKB040007	B040007	4011666201782	Suction cup SB 1,0 I-SM	38
DGKB040160	B040160	4011666244963	Nozzle ED-Set-RM	38
DGKB040162	B040162	4011666010322	Nozzle kit DSZ 1,3 FP-HTE2 S	38
DGKB040163	B040163	4011666010339	Nozzle kit DSZ 1,5 FP-HTE2 S	38
DGKB040164	B040164	4011666010346	Nozzle kit DSZ 1,8 FP-HTE2 S	38
DGKB040165	B040165	4011666010353	Nozzle kit DSZ 2,0 FP-HTE2 S	38
DGKB040166	B040166	4011666010360	Nozzle kit DSZ 2,5 FP-HTE2 S	38
DGKB040167	B040167	4011666010377	Nozzle kit DSZ 3,0 FP-HTE2 S	38
DGKB040168	B040168	4011666010384	Nozzle kit DSZ 1,0 FP-HTE2 MA	38
DGKB040169	B040169	4011666010391	Nozzle kit DSZ 1,3 FP-HTE2 MA	38
DGKB040170	B040170	4011666010407	Nozzle kit DSZ 1,5 FP-HTE2 MA	38
DGKB040171	B040171	4011666010414	Nozzle kit DSZ 1,8 FP-HTE2 MA	38
DGKB040172	B040172	4011666010421	Nozzle kit DSZ 2,0 FP-HTE2 MA	38
DGKB040173	B040173	4011666010438	Nozzle kit DSZ 2,5 FP-HTE2 MA	38
DGKB040174	B040174	4011666010445	Suction cup SB 1,0 I	38
DGKB110059	B110059	4011666201874	Rubber rocker c GSE 40 L1 /4	38
DGKB110060	B110060	4011666201881	Rubber rocker c GSE 70 L1 /4	38
DGKB110061	B110061	4011666201898	Rubber rocker c GSE 100 L1 /4	38
DGKB110062	B110062	4011666201904	Rubber rocker c GSE 75 L2	38
DGKB110063	B110063	4011666201911	Rubber rocker c GSE 100 S1 /3	38
DGKB110064	B110064	4011666245120	Rubber rocker c GSE 40 L2 /4	38
DGKB110067	B110067	4011666245144	Rubber rocker c GSE 100 S2 /3	38
DGKB110081	B110081	4011666203793	Set of fittings AMS-B-V 2000-16	38

Product information

Art. no.	Art. no. old	EAN code	Model	Product group
DGKB110083	B110083	4011666203809	Set of fittings AMS-B-V 2000-11	38
DGKB110089	B110089	4011666201973	Set of fittings AMS-B-V 500-11	38
DGKB110091	B110091	4011666201997	Set of fittings AMS-B-V 500-16	38
DGKB110092	B110092	4011666202000	Set of fittings AMS-B-H 750-11	38
DGKB110093	B110093	4011666202017	Set of fittings AMS-B-V 750-11	38
DGKB110094	B110094	4011666202024	Set of fittings AMS-B-H 750-16	38
DGKB110095	B110095	4011666202031	Set of fittings AMS-B-V 750-16	38
DGKB110096	B110096	4011666245151	Set of fittings AMS-B-H 1000-11	38
DGKB110097	B110097	4011666202048	Set of fittings AMS-B-V 1000-11	38
DGKB110099	B110099	4011666202055	Set of fittings AMS-B-V 1000-16	38
DGKB110100	B110100	4011666203830	Set of fittings AMS-B-V 3000-11	38
DGKB110102	B110102	4011666000484	Set of fittings AMS-B-H 500-11	38
DGKB110103	B110103	4011666000491	Set of fittings AMS-B-H 500-16	38
DGKB111002	B111002	4011666202086	Oil OEMIN-Kolben-stat 3,0	38
DGKB111006	B111006	4011666202093	Oil OESYN-Kolben-stat 3,0	38
DGKB111014	B111014	4011666901712	Oil OEMIN-Kolben-fahr 1,0	38
DGKB111015	B111015	4011666203878	Parting agent GMI 65 - 185 ml	16
DGKB111054	B111054	4011666021700	Start relief AE AB678	38
DGKB111055	B111055	4011666202147	Start relief AE 4	38
DGKB111066	B111066	4011666246561	Connecting hose VSL 1/2-1800	38
DGKB111067	B111067	4011666246585	Connecting hose VSL 3/4-1800	38
DGKB111068	B111068	4011666246547	Connecting hose VSL 1-1800	38
DGKB111069	B111069	4011666246554	Connecting hose VSL 1-800	38
DGKB111070	B111070	4011666246578	Connecting hose VSL 1/2-800	38
DGKB111071	B111071	4011666246592	Connecting hose VSL 3/4-800	38
DGKB111072	B111072	4011666202154	Connecting hose VSL 1-1300	38
DGKB111073	B111073	4011666202161	Hour meter BSZ	38
DGKB111074	B111074	4011666202178	Connecting hose VSL 1 1/4-1300	38
DGKB111075	B111075	4011666202185	Connecting hose VSL 1/2-1300	38
DGKB111076	B111076	4011666202192	Connecting hose VSL 3/4-1300	38
DGKB111078	B111078	4011666245168	Connecting hose VSL 1 1/2-1300	38
DGKB111081	B111081	4011666246110	Energy saving I ESAR 3/4 M	16
DGKB111083	B111083	4011666246134	Energy saving I ESAR 1 M	16
DGKB111085	B111085	4011666246158	Energy saving I ESAR 1 1/4 M	16
DGKB111087	B111087	4011666246172	Energy saving I ESAR 1 1/2 M	16
DGKB111089	B111089	4011666246196	Energy saving I ESAR 2 M	16
DGKB111091	B111091	4011666023346	Energy sav. loc ESAR G3/4 A	16
DGKB111092	B111092	4011666023353	Energy sav. loc ESAR G1 A	16
DGKB111093	B111093	4011666023360	Energy sav. loc ESAR G1 1/4 A	16
DGKB111094	B111094	4011666023377	Energy sav. loc ESAR G 1 1/2 A	16
DGKB111095	B111095	4011666023384	Energy sav. loc ESAR G 2 A	16
DGKB111150	B111150	4011666203939	Star-delta swit SDS 5,5	38
DGKB111151	B111151	4011666203946	Star-delta swit SDS 11	38
DGKB111152	B111152	4011666245175	Star-delta swit SDS 7,5	38
DGKB111200	B111200	4011666247315	Constant load p GLW 4	38
DGKB111201	B111201	4011666247322	Constant load p GLW-SGSD 17	38
DGKB200701	B200701	4011666202215	Angular fixing WKB-WE 1/4	38
DGKB201013	B201013	4011666203366	Charcoal refill AKP 40 A	38
DGKB201014	B201014	4011666203373	Charcoal refill AKP 130 A	38
DGKB201019	B201019	4011666245472	Charcoal refill AKP 175 A	38
DGKB201023	B201023	4011666914224	Filter cartridg FE-Öwamat 10	38
DGKB201024	B201024	4011666914231	Filter cartridg FE-Öwamat 11	38
DGKB201025	B201025	4011666914248	Filter cartridg FE-Öwamat 12	38
DGKB201026	B201026	4011666914255	Filter cartridg FE-Öwamat 14	38
DGKB270019	B270019	4011666202253	Replacement shr EH 2	38
DGKB270020	B270020	4011666202260	Replacement shr EH 4	38
DGKB270021	B270021	4011666202277	Replacement shr EH 5	38
DGKB270022	B270022	4011666202284	Replacement shr EH 5 S	38
DGKB270031	B270031	4011666203991	Replacement shr EH 3	38
DGKB270032	B270032	4011666204004	Replacement shr EH 3 S m. Ein/Ausschalt.	38
DGKB271032	B271032	4011666247261	Replacement shr EH 3 SZ	38
DGKB312533	B312533	4011666052292	Brake BRE-SLA 13-16 A	38
DGKB322249	B322249	4011666203526	Tension spring SSF-SM/Kfz	38
DGKB322253	B322253	4011666200068	Chisel ML10-F 250x20	38
DGKB322255	B322255	4011666200099	Chisel ML10-S 200x12	38
DGKB322256	B322256	4011666200075	Chisel ML10-F 180x20	38
DGKB322258	B322258	4011666200037	Chisel ML10-BG 180x50	38
DGKB322260	B322260	4011666200082	Chisel ML10-BK 180x50	38
DGKB322266	B322266	4011666052148	Chisel ML 11,7-S 250x14	38
DGKB322267	B322267	4011666052155	Chisel ML 11,7-F 190x20	38
DGKB322268	B322268	4011666052162	Chisel ML 11,7-F 250x20	38
DGKB322279	B322279	4011666246622	Needling AT 12	38
DGKB322281	B322281	4011666246646	Needling AT 28	38
DGKB322282	B322282	4011666052179	Needling NP 19	38
DGKB322284	B322284	4011666246721	Cutter MR-Set-HW-SPA	38
DGKB322291	B322291	4011666204066	Cutter MR-RS 32 Alu	16
DGKB322293	B322293	4011666246776	Cutter MR-RS 63 PE	16
DGKB322295	B322295	4011666246714	Cutter MR-RS 63 Alu	16
DGKB322301	B322301	4011666014764	Oil OEMIN-DLW 0,01	38
DGKB322363	B322363	4011666200297	Chisel ML10-BS 135x18	38

Art. no.	Art. no. old	EAN code	Model	Product group
DGKB322370	B322370	4011666200372	Chisel ML10-F 250x12 HSS	38
DGKB322430	B322430	4011666056306	Retaining cap HK-K-MLH 10mm	38
DGKB322433	B322433	4011666056313	Retaining cap HK-K-MLH 3000/45-12	38
DGKB322500	B322500	4011666200143	Grinding drum SLW-Set 9/12/18/25	38
DGKB322502	B322502	4011666200174	Abrasive blet SFB 330x10 K80/5	38
DGKB322503	B322503	4011666200181	Abrasive blet SFB 330x10 K120/5	38
DGKB322504	B322504	4011666200198	Abrasive blet SFB 330x10 K180/5	38
DGKB322520	B322520	4011666200211	Saw blade SGB-Bimet 0,3-0,8/5	38
DGKB322521	B322521	4011666200228	Saw blade SGB-Bimet 0,8-1,2/5	38
DGKB322525	B322525	4011666200020	Abrasive pencil SFI-Standard	38
DGKB322531	B322531	4011666245212	Grinder bushing SFH 9/10	38
DGKB322532	B322532	4011666245229	Grinder bushing SFH 12/10	38
DGKB322533	B322533	4011666245236	Grinder bushing SFH 18/10	38
DGKB322534	B322534	4011666245243	Grinder bushing SFH 25/10	38
DGKB322538	B322538	4011666052193	Quick-act clamp SLS-M14 WSL 125	38
DGKB322539	B322539	4011666052186	Handle HG-VR-WSL 125	38
DGKB322610	B322610	4011666247414	Wall bracket WH-SGS	38
DGKB322670	B322670	4011666246301	Disassembly pli STS-DZ 15	16
DGKB322671	B322671	4011666246318	Disassembly pli STS-DZ 18	16
DGKB322672	B322672	4011666246325	Disassembly pli STS-DZ 22	16
DGKB322673	B322673	4011666246332	Disassembly pli STS-DZ 28	16
DGKB322674	B322674	4011666246349	Disassembly cli STS-DMC 15	16
DGKB322675	B322675	4011666246356	Disassembly cli STS-DMC 18	16
DGKB322676	B322676	4011666246363	Disassembly cli STS-DMC 22	16
DGKB322677	B322677	4011666246370	Disassembly cli STS-DMC 28	16
DGKB322678	B322678	4011666246387	Deburring tool STS-EG 12-28	16
DGKB322687	B322687	4011666245977	Cutter MR-RS 28 PA / 2	16
DGKB322713	B322713	4011666052681	sanding discs SFS 100x1x16 /5	38
DGKB322720	B322720	4011666002839	Grinding plate SFT-15-150	38
DGKB323001	B323001	4011666200457	Chisel ML12-F 190x20 HSS	38
DGKB323002	B323002	4011666200464	Chisel ML12-F 270x20 HSS	38
DGKB323005	B323005	4011666200488	Chisel ML12-S 270x20 HSS	38
DGKB323018	B323018	4011666200570	Retaining cap HK-K-SMH 19	38
DGKB323029	B323029	4011666246226	Retaining cap HK-K-MHM/Kfz	38
DGKB323414	B323414	4011666900708	Sustainer SYS-Mini 1	38
DGKB323417	B323417	4011666900166	Systainer SYS-Mini 2	38
DGKB323430	B323430	4011666009227	Wheel board RB-SYS TL	38
DGKB323431	B323431	4011666022813	Sys-Adapter SYS-AP-CPM L	38
DGKB323481	B323481	4011666908216	Insert EIL-DP SYS 1-5	38
DGKB323483	B323483	4011666908230	Insert EIL-BP SYS 1-5 - 50mm	38
DGKB400701	B400701	4011666202925	Angular fixing WKB-WE3/8-1/2	38
DGKB400703	B400703	4011666204264	Angular fixing WKB-WE3/4-1	38
DGKB400707	B400707	4011666204981	Disassembly key DSL-WE	38
DGKB605061	B605061	4011666245281	Condensate coll KSL 4	38
DGKB605062	B605062	4011666245458	Condensate coll KSL 2	38
DGKB605063	B605063	4011666245465	Condensate coll KSL 3	38
DGKB605080	B605080	4011666204318	Attachment set ABZ-Eco 3100 Uni	38
DGKB605082	B605082	4011666246066	Attachment set ABZ-Eco 3100 BH-HZB 90	38
DGKB605084	B605084	4011666246264	Attachment set ABZ-Eco 3100 F	38
DGKB605086	B605086	4011666246790	Attachment set ABZ-Eco 3100 BST	38
DGKB612000	B612000	4011666933171	Attachment set ABZ-DK ECO 1	38
DGKB613001	B613001	4011666021717	Connecting set AST DK ECO 1 1/2"	38
DGKB613002	B613002	4011666021724	Connecting set AST DK ECO 2"	38
DGKB640360	B640360	4011666247230	Filter F-FF 1/2	38
DGKB640399	B640399	4011666204394	Angular fixing WKB-F-G3/8	38
DGKB640400	B640400	4011666203175	Angular fixing WKB-F-G1/2	38
DGKB640401	B640401	4011666203182	Angular fixing WKB-F-G3/4	38
DGKB640402	B640402	4011666203199	Angular fixing WKB-F-G1	38
DGKB640404	B640404	4011666203212	Angular fixing WKB-F-G1 1/2	38
DGKB640405	B640405	4011666244994	Angular fixing WKB-F-G2	38
DGKB640503	B640503	4011666245502	Pressure gauge MM-DDM-F	38
DGKB640700	B640700	4011666245519	Filter F-VP 6	38
DGKB640701	B640701	4011666245526	Filter F-VP 10	38
DGKB640702	B640702	4011666245533	Filter F-VP 15	38
DGKB640703	B640703	4011666245540	Filter F-VP 30	38
DGKB640704	B640704	4011666245557	Filter F-VP 45	38
DGKB640706	B640706	4011666245571	Filter F-VP 80	38
DGKB640707	B640707	4011666245588	Filter F-VP 160	38
DGKB640710	B640710	4011666245595	Filter F-PP 6	38
DGKB640711	B640711	4011666245601	Filter F-PP 10	38
DGKB640712	B640712	4011666245618	Filter F-PP 15	38
DGKB640713	B640713	4011666245625	Filter F-PP 30	38
DGKB640714	B640714	4011666245632	Filter F-PP 45	38
DGKB640716	B640716	4011666245656	Filter F-PP 80	38
DGKB640717	B640717	4011666245663	Filter F-PP 160	38
DGKB640720	B640720	4011666245670	Filter F-AP 6	38
DGKB640721	B640721	4011666245687	Filter F-AP 10	38
DGKB640722	B640722	4011666245694	Filter F-AP 15	38
DGKB640723	B640723	4011666245700	Filter F-AP 30	38
DGKB640724	B640724	4011666245717	Filter F-AP 45	38

Product information

Art. no.	Art. no. old	EAN code	Model	Product group
DGKB640726	B640726	4011666245731	Filter F-AP 80	38
DGKB640727	B640727	4011666245748	Filter F-AP 160	38
DGKB640760	B640760	4011666247421	Filter F-AF 1/2	38
DGKB770000	B770000	4011666200341	Oil OEMIN-DLW 1,0	38
DGKB770010	B770010	4011666203236	Oil OESYN-Kolben-fahr 1,0	38
DGKB800100	B800100	4011666000446	Sound absorbing SDH UNM ST 4,0	38
DGKB800536	B800536	4011666247278	Open-jaw claw s MKS-KMS 32	16
DGKB800537	B800537	4011666247285	Open-jaw claw s MKS-KMS 40	16
DGKB800538	B800538	4011666247292	Open-jaw claw s MKS-KMS 50	16
DGKB800539	B800539	4011666247308	Open-jaw claw s MKS-KMS 63	16
DGKB800541	B800541	4011666912145	Hook wrench HSL 32 K	16
DGKB800542	B800542	4011666204424	Hook wrench HSL 40 K	16
DGKB800543	B800543	4011666244307	Hook wrench HSL 63 K	16
DGKB800544	B800544	4011666024268	Hook wrench HSL 50 K	16
DGKB800550	B800550	4011666204448	Deburring tool EG 63 PE	16
DGKB800551	B800551	4011666246806	Deburring tool EG 54 Alu	16
DGKB800552	B800552	4011666911797	Deburring tool EG 35 PA-Alu-V4A	16
DGKB800600	B800600	4011666246455	Adhesive label AK-Druckluft klein RL-Sy	16
DGKB800602	B800602	4011666246462	Adhesive label AK-Kondensat	16
DGKC420003	C420003	4011666300294	Paper clip KL 80/06 CNK/3000	38
DGKC420004	C420004	4011666300300	Paper clip KL 80/08 CNK/3000	38
DGKC420005	C420005	4011666300317	Paper clip KL 80/10 CNK/3000	38
DGKC420006	C420006	4011666300324	Paper clip KL 80/12 CNK/3000	38
DGKC420007	C420007	4011666300386	Paper clip KL 80/14 CNK/3000	38
DGKC420008	C420008	4011666300331	Paper clip KL 80/16 CNK/3000	38
DGKC420022	C420022	4011666300447	Paper clip KL 90/15 CNKH/2000	38
DGKC420024	C420024	4011666300027	Paper clip KL 90/20 CNKH/2000	38
DGKC420027	C420027	4011666300041	Paper clip KL 90/25 CNKH/2000	38
DGKC420029	C420029	4011666300270	Paper clip KL 90/28 CNKH/5000	38
DGKC420030	C420030	4011666300034	Paper clip KL 90/30 CNKH/2000	38
DGKC420034	C420034	4011666300140	Paper clip KL 90/35 CNKH/2000	38
DGKC420035	C420035	4011666300164	Paper clip KL 90/40 CNKH/2000	38
DGKC421030	C421030	4011666301031	Paper clip KL 90/30 CV2AH/5000	38
DGKC430003	C430003	4011666300058	Paper clip KL 347/10 CNK/2500	38
DGKC430006	C430006	4011666300072	Paper clip KL 347/16 CNK/2500	38
DGKC430008	C430008	4011666300065	Paper clip KL 347/20 CNK/2500	38
DGKC430010	C430010	4011666300010	Paper clip KL 347/25 CNKH/2500	38
DGKC430021	C430021	4011666300713	Paper clip KL 114/30 CNKH/20000	38
DGKC430022	C430022	4011666300225	Paper clip KL 114/35 CNKH/10000	38
DGKC430023	C430023	4011666300232	Paper clip KL 114/40 CNKH/10000	38
DGKC430024	C430024	4011666300249	Paper clip KL 114/45 CNKH/10000	38
DGKC430025	C430025	4011666300256	Paper clip KL 114/50 CNKH/10000	38
DGKC430026	C430026	4011666300904	Paper clip KL 114/65 CNKH/10000	38
DGKC520002	C520002	4011666300737	Flat head nail SN 116 NK/5000	38
DGKC520003	C520003	4011666300348	Flat head nail SN 120 NK/5000	38
DGKC520004	C520004	4011666300355	Flat head nail SN 125 NK/5000	38
DGKC520005	C520005	4011666300362	Flat head nail SN 130 NK/5000	38
DGKC520006	C520006	4011666300744	Flat head nail SN 135 NK/5000	38
DGKC520008	C520008	4011666300379	Flat head nail SN 140 NK/5000	38
DGKC520010	C520010	4011666301017	Flat head nail SN 150 NK/5000	38
DGKC520011	C520011	4011666300881	Flat head nail SN 113 NK/1000	38
DGKC520012	C520012	4011666300898	Flat head nail SN 116 NK/1000	38
DGKC520013	C520013	4011666300843	Flat head nail SN 120 NK/1000	38
DGKC520014	C520014	4011666300850	Flat head nail SN 125 NK/1000	38
DGKC520015	C520015	4011666300867	Flat head nail SN 130 NK/1000	38
DGKC521005	C521005	4011666301048	Flat head nail SN 130 V2A/5000	38
DGKD004009	D004009	4011666400666	Tire filling me RF-RMG	34
DGKD004011	D004011	4011666400901	Tire filling me RF-RMG-K	34
DGKD004017	D004017	4011666405302	Tire filling me RF-RM "geeicht"	34
DGKD004021	D004021	4011666920980	Tire filling me RF 12 MG	34
DGKD004026	D004026	4011666933133	Tire filling me RF 12 MG 2,5	34
DGKD004027	D004027	4011666933126	Tire filling me RF 12 DVG 0,8	34
DGKD030025	D030025	4011666400130	Sandblasting gu SSP-SAV	32
DGKD030030	D030030	4011666400710	Sandblasting gu SSP-Strahlfix	32
DGKD030034	D030034	4011666501684	Sandblasting gu SSP-DSP	32
DGKD030059	D030059	4011666405364	Paint spray gun FSP-Optimal 2001-1,5	31
DGKD030063	D030063	4011666405869	Funnel spray gu TSP	31
DGKD030194	D030194	4011666405647	Paint spray gun FSP-FP 2001 M-MA	31
DGKD030206	D030206	4011666406583	Paint spray gun FSP-AZ 2	31
DGKD030212	D030212	4011666010780	Paint spray gun FSP-FP-HTE2 S	31
DGKD030213	D030213	4011666010797	Paint spray gun FSP-FP-HTE2 MA	31
DGKD030262	D030262	4011666406729	Sand blasting g SSP-SAW 4 SYS	32
DGKD030263	D030263	4011666048653	Sand bl. gun SSP-Strahlfix Staubfrei	32
DGKD030290	D030290	4011666906441	Paint spray gun FSP-Mini-Vario 2	31
DGKD030310	D030310	4011666911759	Paint spray gun FSP-FP-HTE2-1,5	31
DGKD030311	D030311	4011666911766	Paint spray gun FSP-FP-HTE2-1,3	31
DGKD030312	D030312	4011666911773	Paint spray gun FSP-FP-HTE2-1,8	31
DGKD040006	D040006	4011666400215	Atomizer gun SPP-SE	31
DGKD040008	D040008	4011666400123	Atomizer gun SPP-SM	31
DGKD040011	D040011	4011666400239	Tire inflator RF-RM	34

Art. no.	Art. no. old	EAN code	Model	Product group
DGKD040025	D040025	4011666400284	Grease press FP-M	26
DGKD040026	D040026	4011666405487	Grease press FP-A	26
DGKD040052	D040052	4011666405296	Multi-use gun UHW 2000	31
DGKD040061	D040061	4011666402431	Material pressu MDB 24	31
DGKD040096	D040096	4011666048882	Pressure blasti DSG 10	32
DGKD040118	D040118	4011666405753	Cartridge gun KTP 310 DR	33
DGKD040130	D040130	4011666403834	Silicone doll g SIP 600	33
DGKD040137	D040137	4011666404008	Cartridge gun KTP 310	33
DGKD040138	D040138	4011666406019	Cartridge gun KTP 310 ALU	33
DGKD070012	D070012	4011666402530	Spring stroke FZS 1	17
DGKD070013	D070013	4011666402547	Spring stroke FZS 2	17
DGKD070014	D070014	4011666402554	Spring stroke FZS 3	17
DGKD070015	D070015	4011666908346	Spring stroke FZ 0,4-1	17
DGKD070016	D070016	4011666908353	Spring stroke FZ 1-2	17
DGKD070017	D070017	4011666908360	Spring stroke FZ 2-3	17
DGKD070018	D070018	4011666908377	Spring stroke FZ 2-4	17
DGKD070019	D070019	4011666908384	Spring stroke FZ 4-6	17
DGKD070020	D070020	4011666908391	Spring stroke FZ 6-8	17
DGKD100032	D100032	4011666050885	Energy box EA 6	17
DGKD100033	D100033	4011666050878	Energy box EA 6/1	17
DGKD100034	D100034	4011666056672	Energy box EA 3	17
DGKD100041	D100041	4011666016089	Tool set DL-WZ-Set 3-teilig	36
DGKD200091	D200091	4011666914446	Clamp KLG 80-16	30
DGKD200092	D200092	4011666022820	Clamp KLG 90-25	30
DGKD200094	D200094	4011666914460	Clamp KLG 114-65	30
DGKD200098	D200098	4011666914453	Clamp KLG 90-40 SYS	30
DGKD200100	D200100	4011666402608	Trimming lathe ROS 14 PA	16
DGKD200106	D200106	4011666405876	Pipe shears RS 63 PE	16
DGKD200108	D200108	4011666204707	Trimming lathe ROS 32 Alu	16
DGKD200109	D200109	4011666405890	Trimming lathe ROS 63 Alu	16
DGKD200602	D200602	4011666405227	Pipe shears RS 28 PA	16
DGKD200603	D200603	4011666405883	Deburring tool EG-Alu	16
DGKD202002	D202002	4011666400604	Pressure relief DM 1/4 W	19
DGKD202105	D202105	4011666404299	Pressure govono DM-FSP 1/4i	38
DGKD221002	D221002	4011666400611	Filter water se FWA 1/4 W	19
DGKD223001	D223001	4011666400659	Oil lubricator N 1/4 W	19
DGKD225026	D225026	4011666400369	Filter pressure FDM 1/4 W	19
DGKD226026	D226026	4011666400727	Maintenance uni WE 2-fach 1/4 W	19
DGKD300046	D300046	4011666022837	Combined nailer KNG 40/50 SYS	30
DGKD300067	D300067	4011666914477	Flat head naile SNG-SK 50 SYS	30
DGKD300068	D300068	4011666914484	Pin nailer PNG-PN 25 SYS	30
DGKD300071	D300071	4011666022844	Round head nail RNG-RN 90	30
DGKD302002	D302002	4011666400550	Pressure relief DM 3/8 W	19
DGKD312503	D312503	4011666905932	Hose on scooter SLA 10 A	17
DGKD312512	D312512	4011666020963	Hose on scooter SLA 8-10 A	17
DGKD312514	D312514	4011666404701	Hose on scooter SLA 9 A	17
DGKD312516	D312516	4011666005199	Hose on scooter SLA 8-9	17
DGKD312517	D312517	4011666005205	Hose on scooter SLA 8-15	17
DGKD312532	D312532	4011666050861	Hose on scooter SLA 9-20 M	17
DGKD312533	D312533	4011666051080	Hose on scooter SLA 13-16 A	17
DGKD312540	D312540	4011666405661	Hose on scooter SLA 10	17
DGKD321002	D321002	4011666400536	Filter water se FWA 3/8 W	19
DGKD322268	D322268	4011666400383	Socket spanner "SKSL-Set 1/2"-10"	38
DGKD322275	D322275	4011666204776	Socket spanner "SKSL-Set 3/8"-8"	38
DGKD322278	D322278	4011666402745	Socket spanner "SKSL-Set 1"-7"	38
DGKD322292	D322292	4011666405913	Socket spanner "SKSL-Set 1/2"-2 long"	38
DGKD322294	D322294	4011666406415	Socket spanner "SKSL-Set 1/2"-3 Alu"	38
DGKD322298	D322298	4011666900487	Socket spanner "SKSL-Set 3/4"-8"	38
DGKD322311	D322311	4011666406804	Riveting tongs NZ-SYS	28
DGKD322322	D322322	4011666049421	Body saw KS 10	23
DGKD322416	D322416	4011666049438	Needle descaler NP 12-5000	27
DGKD322417	D322417	4011666049445	Needle descaler NP 19-3700	27
DGKD322418	D322418	4011666049452	Needle descaler NP 28-3500	27
DGKD322430	D322430	4011666049469	Chisel hammer MLH-Set-Base	21
DGKD322431	D322431	4011666049476	Chisel hammer MLH 5000/41-10	21
DGKD322432	D322432	4011666049483	Chisel hammer MLH 3000/56-10	21
DGKD322433	D322433	4011666049490	Chisel hammer MLH 3000/45-12	21
DGKD322434	D322434	4011666049506	Chisel hammer MLH 2500/76-10	21
DGKD322500	D322500	4011666933157	Sustainer SYS 1 TL	38
DGKD322501	D322501	4011666933140	Sustainer SYS 2 TL	38
DGKD322659	D322659	4011666406835	Straight grinde SBS 700 SYS	22
DGKD322669	D322669	4011666406859	Special cutter SPA-SYS	24
DGKD322676	D322676	4011666406637	Mechanical scre DRS 1800	20
DGKD322677	D322677	4011666406675	Mechanical scre DRS 1000	20
DGKD322678	D322678	4011666406866	Mechanical scre DRS 140 SYS	20
DGKD322680	D322680	4011666049513	Mech. screw dri DRS 1800-8	20
DGKD322681	D322681	4011666049520	Mech. screw dri DRS 1800-8 P	20
DGKD322690	D322690	4011666049537	Drill BM 2000-10mm	29
DGKD322691	D322691	4011666049544	Drill BM 800-13mm	29
DGKD322692	D322692	4011666049551	Drill BM-W 1400-10mm	29

Product information

Art. no.	Art. no. old	EAN code	Model	Product group
DGKD322720	D322720	4011666002815	Eccentric grind ES 150-5	22
DGKD322721	D322721	4011666002822	Eccentric grind ES 150-2,5	22
DGKD322740	D322740	4011666049568	Belt grinder BDS 330-10	22
DGKD322752	D322752	4011666049575	Straight grinde SBS-Set-Base	22
DGKD322753	D322753	4011666049582	Straight grinde SBS 220-6mm	22
DGKD322754	D322754	4011666049599	Straight grinde SBS 220-6mm L	22
DGKD322755	D322755	4011666049605	Straight grinde SBS-W 220-6mm	22
DGKD322770	D322770	4011666049612	Angle grinder WSL 125	22
DGKD322771	D322771	4011666049629	Angle grinder LH-WSL 100	22
DGKD322801	D322801	4011666009159	Impact wrench SGS 360-3/8"	20
DGKD322810	D322810	4011666912695	Impact wrench SGS 440-1/2"	20
DGKD322815	D322815	4011666009166	Impact wrench SGS 430-1/2"	20
DGKD322816	D322816	4011666009173	Impact wrench SGS 850-1/2"	20
DGKD322817	D322817	4011666009180	Impact wrench SGS 850 D-1/2"	20
DGKD322819	D322819	4011666049636	Impact wrench SGS 1100-1/2"	20
DGKD322820	D322820	4011666049643	Impact wrench SGS-Set 1/2" Base	20
DGKD322831	D322831	4011666009203	Impact wrench SGS 1700-3/4"	20
DGKD322841	D322841	4011666009210	Impact wrench SGS 2000-1"	20
DGKD322842	D322842	4011666049650	Impact wrench SGS 2700-1"	20
DGKD322860	D322860	4011666049667	Rat. screw driv RAS-Set 1/2" Base	20
DGKD322861	D322861	4011666049674	Rat. screw driv RAS 41-1/4"	20
DGKD322862	D322862	4011666049681	Rat. screw driv RAS 41-3/8"	20
DGKD322863	D322863	4011666049698	Rat. screw driv RAS 68-1/2"	20
DGKD322864	D322864	4011666049704	Rat. screw driv RAS 122 SW-1/2"	20
DGKD323001	D323001	4011666400512	Mist oiler N 3/8 W	19
DGKD325026	D325026	4011666400499	Filter pressure FDM 3/8 W	19
DGKD326026	D326026	4011666400451	Maintenance uni WE 2-fach 3/8 W	19
DGKD327610	D327610	4011666005014	Impact wrench SGS 610-1/2"	20
DGKD402002	D402002	4011666400543	Pressure relief DM 1/2 W	19
DGKD421002	D421002	4011666400529	Filter water se FWA 1/2 W	19
DGKD423001	D423001	4011666400505	Oil lubricator N 1/2 W	19
DGKD424030	D424030	4011666406606	maintenance uni FDM/FF/AF 1/2	19
DGKD425026	D425026	4011666400482	Filter pressure FDM 1/2 W	19
DGKD426026	D426026	4011666400444	Maintenance uni WE 2-fach 1/2 W	19
DGKD426030	D426030	4011666406590	maintenance uni FDM/FF 1/2	19
DGKD458305	D458305	4011666401441	Filter pressure FDM 3/4 W	19
DGKD458405	D458405	4011666404527	Maintenance uni WE 2-fach 3/4 W	19
DGKD468305	D468305	4011666404473	Filter pressure FDM 1 W	19
DGKD468405	D468405	4011666404893	Maintenance uni WE 2-fach 1 W	19
DGKD502002	D502002	4011666402981	Pressure relief DM 3/4 W	19
DGKD521002	D521002	4011666402998	Filter water se FWA 3/4 W	19
DGKD523001	D523001	4011666403001	Oil lubricator N 3/4 W	19
DGKD602002	D602002	4011666403025	Pressure relief DM 1 W	19
DGKD605023	D605023	4011666903594	Condensate trap KAL-Ecomat 3100	15
DGKD605025	D605025	4011666403797	Condensate trap KAL-Ecomat 4500	15
DGKD605030	D605030	4011666403803	Condensate trap KAL-Ecomat 20000	15
DGKD621002	D621002	4011666403032	Filter water se FWA 1 W	19
DGKD623001	D623001	4011666403049	Oil lubricator N 1 W	19
DGKD640055	D640055	4011666405609	Dust separator ZA 5500	38
DGKD640072	D640072	4011666204844	Pipe oiler LOE-P 3/8	38
DGKD640125	D640125	4011666405616	Dust separator ZA 12500	38
DGKD640700	D640700	4011666404985	Prefilter VF-DVP 6	19
DGKD640701	D640701	4011666404992	Prefilter VF-DVP 10	19
DGKD640702	D640702	4011666405005	Prefilter VF-DVP 15	19
DGKD640703	D640703	4011666405012	Prefilter VF-DVP 30	19
DGKD640704	D640704	4011666405029	Prefilter VF-DVP 45	19
DGKD640706	D640706	4011666405043	Prefilter VF-DVP 80	19
DGKD640707	D640707	4011666405050	Prefilter VF-DVP 160	19
DGKD640710	D640710	4011666405067	Macro filter FF-DFP 6	19
DGKD640711	D640711	4011666405074	Macro filter FF-DFP 10	19
DGKD640712	D640712	4011666405081	Macro filter FF-DFP 15	19
DGKD640713	D640713	4011666405098	Macro filter FF-DFP 30	19
DGKD640714	D640714	4011666405104	Macro filter FF-DFP 45	19
DGKD640716	D640716	4011666405128	Macro filter FF-DFP 80	19
DGKD640717	D640717	4011666405135	Macro filter FF-DFP 160	19
DGKD640720	D640720	4011666405142	Charcoal filter AF-DAP 6	19
DGKD640721	D640721	4011666405159	Charcoal filter AF-DAP 10	19
DGKD640722	D640722	4011666405166	Charcoal filter AF-DAP 15	19
DGKD640723	D640723	4011666405173	Charcoal filter AF-DAP 30	19
DGKD640724	D640724	4011666405180	Charcoal filter AF-DAP 45	19
DGKD640726	D640726	4011666405203	Charcoal filter AF-DAP 80	19
DGKD640727	D640727	4011666405210	Charcoal filter AF-DAP 160	19
DGKD640760	D640760	4011666406613	Charcoal filter AF 1/2	19
DGKD730030	D730030	4011666402226	Air hose DLS-SK-SF 11-6,3/5m	17
DGKD730031	D730031	4011666402257	Air hose DLS-SF 15,5-10/10m	17
DGKD730032	D730032	4011666402240	Air hose DLS-SK-SF 15,5-10/5m	17
DGKD730033	D730033	4011666402233	Air hose DLS-SK-SF 11-6,3/10m	17
DGKD740002	D740002	4011666204950	Air hose DLS-Set-M9-D10-5m	38
DGKD740003	D740003	4011666400598	Air hose DLS-SK 11-6/5m	17
DGKD740004	D740004	4011666400208	Air hose DLS-SK 11-6/10m	17

Art. no.	Art. no. old	EAN code	Model	Product group
DGKD740006	D740006	4011666403247	Material hose SL 15x9/10m	38
DGKD740008	D740008	4011666403261	Material hose SL-Set-M13-D10-10m	38
DGKD740012	D740012	4011666400857	Air hose DLS-SK 15-9/5m	17
DGKD740013	D740013	4011666400192	Air hose DLS-SK 15-9/10m	17
DGKD740015	D740015	4011666400406	Blow-off gun AP-BM-SN	35
DGKD740017	D740017	4011666400826	Blow-off gun AP-BM-T9	35
DGKD740020	D740020	4011666403995	Blow-off gun AP-RS	35
DGKD740021	D740021	4011666400390	Blow-off gun AP-RSV 100	35
DGKD740035	D740035	4011666403322	Blow-off gun AP-Soft	35
DGKD740040	D740040	4011666400864	Air hose DLS-SK-OA 15-9/10m	17
DGKD740109	D740109	4011666406026	Material hose SL-Set-M9-D6/1,5m	38
DGKD740115	D740115	4011666403766	Blow-off gun AP-BM-SNV100	35
DGKD740140	D740140	4011666404800	Blow-off gun AP-Vario-S	35
DGKD740141	D740141	4011666404817	Blow-off gun AP-Vario-L	35
DGKD740142	D740142	4011666404824	Blow-off gun AP-Vario-F	35
DGKD740143	D740143	4011666404831	Blow-off gun AP-Vario-V	35
DGKD740144	D740144	4011666404848	Blow-off gun AP-Vario-P	35
DGKD740145	D740145	4011666405685	Blow-off gun AP-BM-S	35
DGKD740148	D740148	4011666934000	Blowing gun AP-Vario-L-500	35
DGKD750021	D750021	4011666204967	Air hose DLS-SK 18,6-13/10m	17
DGKD770121	D770121	4011666401496	Protective blas STSH	38
DGKD770128	D770128	4011666404091	Breathing mask ATM-A1	38
DGKD770131	D770131	4011666400185	Spiral hose SSL-SK-PA 8-6/7,5m	17
DGKD770132	D770132	4011666400758	Spiral hose SSL-SK-PA 10-8/10m	17
DGKD770133	D770133	4011666401922	Spiral hose SSL-SK-PA 8-6/5m	17
DGKD770136	D770136	4011666406149	Spiral hose SSL-SK-PUR 10-6,5/6m	17
DGKD770137	D770137	4011666406156	Spiral hose SSL-SK-PUR10-6,5/7,5m	17
DGKD770138	D770138	4011666406163	Spiral hose SSL-SK-PUR 12-8/6m	17
DGKD770139	D770139	4011666406170	Spiral hose SSL-SK 12-8/7,5m	17
DGKD900512	D900512	4011666403407	Atomizer lance SPL 750	31
DGKD900514	D900514	4011666403414	Spray tube SPR 330	31
DGKD900521	D900521	4011666405623	Spray tube SPR 215	31
DGKD900527	D900527	4011666403452	Spray angle SPW 70°	38
DGKD900529	D900529	4011666903556	Spray tube SPR 215-8,5	31
DGKE014133	E014133	4011666905680	Connector SVG-R1-6 x G1/8a	18
DGKE014134	E014134	4011666905697	Connector SVG-R1-6 x G1/4a	18
DGKE014144	E014144	4011666905703	Connector SVG-R1-8 x G1/8a	18
DGKE014145	E014145	4011666905710	Connector SVG-R1-8 x G1/4a	18
DGKE014146	E014146	4011666905727	Connector SVG-R1-8 x G3/8a	18
DGKE014154	E014154	4011666905734	Connector SVG-R1-10 x G1/4a	18
DGKE014155	E014155	4011666905741	Connector SVG-R1-10 x G3/8a	18
DGKE014233	E014233	4011666905758	Connector SVG-R2-6 x G1/8i	18
DGKE014234	E014234	4011666905765	Connector SVG-R2-6 x G1/4i	18
DGKE014243	E014243	4011666905772	Connector SVG-R2-8 x G1/8i	18
DGKE014244	E014244	4011666905789	Connector SVG-R2-8 x G1/4i	18
DGKE014334	E014334	4011666905796	Connector SVG-R3-6 x 6	18
DGKE014345	E014345	4011666905802	Connector SVG-R3-8 x 8	18
DGKE014356	E014356	4011666905819	Connector SVG-R3-10 x 10	18
DGKE014434	E014434	4011666905826	Connector SVG-R4-6 x 6 L	18
DGKE014445	E014445	4011666905833	Connector SVG-R4-8 x 8 L	18
DGKE014456	E014456	4011666905840	Connector SVG-R4-10 x 10 L	18
DGKE014534	E014534	4011666905857	Connector SVG-R5-6x6x6 T	18
DGKE014545	E014545	4011666905864	Connector SVG-R5-8x8x8 T	18
DGKE014556	E014556	4011666905871	Connector SVG-R5-10x10x10 T	18
DGKE015743	E015743	4011666905895	Connector SVG-R15-8xG1/4a L	18
DGKE015753	E015753	4011666905901	Connector SVG-R15-10xG1/4a L	18
DGKE015834	E015834	4011666905918	Connector SVG-R23-6x6x6 Y	18
DGKE015845	E015845	4011666905925	Connector SVG-R23-8x8x8 Y	18
DGKE021131	E021131	4011666514110	Threaded screw GESV-NI 6-4xG1/8a	18
DGKE021132	E021132	4011666514127	Threaded screw GESV-NI 6-4xG1/4a	18
DGKE021133	E021133	4011666514134	Threaded screw GESV-NI 6-4xG3/8a	18
DGKE021141	E021141	4011666514141	Threaded screw GESV-NI 8-6xG1/8a	18
DGKE021142	E021142	4011666514158	Threaded screw GESV-NI 8-6xG1/4a	18
DGKE021143	E021143	4011666514165	Threaded screw GESV-NI 8-6xG3/8a	18
DGKE021144	E021144	4011666514172	Threaded screw GESV-NI 8-6xG1/2a	18
DGKE021152	E021152	4011666514189	Threaded screw GESV-NI 10-8xG1/4a	18
DGKE021153	E021153	4011666514196	Threaded screw GESV-NI 10-8xG3/8a	18
DGKE021154	E021154	4011666514202	Threaded screw GESV-NI 10-8xG1/2a	18
DGKE021331	E021331	4011666514325	Screw-on connec GAVS-NI 6-4xG1/8i	18
DGKE021332	E021332	4011666514332	Screw-on connec GAVS-NI 6-4xG1/4i	18
DGKE021341	E021341	4011666514349	Screw-on connec GAVS-NI 8-6xG1/8i	18
DGKE021342	E021342	4011666514356	Screw-on connec GAVS-NI 8-6xG1/4i	18
DGKE021343	E021343	4011666514363	Screw-on connec GAVS-NI 8-6xG3/8i	18
DGKE021352	E021352	4011666514370	Screw-on connec GAVS-NI 10-8xG1/4i	18
DGKE021431	E021431	4011666514431	Screw-in elbow WEV-NI 6-4xR1/8a	18
DGKE021432	E021432	4011666514448	Screw-in elbow WEV-NI 6-4xR1/4a	18
DGKE021433	E021433	4011666514455	Screw-in elbow WEV-NI 8-6xR1/8a	18
DGKE021442	E021442	4011666514462	Screw-in elbow WEV-NI 8-6xR1/4a	18
DGKE021443	E021443	4011666514479	Screw-in elbow WEV-NI 8-6xR3/8a	18
DGKE021452	E021452	4011666514486	Screw-in elbow WEV-NI 10-8xR1/4a	18

Product information

Art. no.	Art. no. old	EAN code	Model	Product group
DGKE021453	E021453	4011666514493	Screw-in elbow WEV-NI 10-8xR3/8a	18
DGKE021831	E021831	4011666514721	Tee screw joint TVS-DR 6-4xG1/8ax6-4	18
DGKE021832	E021832	4011666514738	Tee screw joint TVS-DR 6-4xG1/4ax6-4	18
DGKE021842	E021842	4011666514752	Tee screw joint TVS-DR 8-6xG1/4ax8-6	18
DGKE021852	E021852	4011666514769	Tee screw joint TVS-DR 10-8xG1/4ax10-8	18
DGKE022133	E022133	4011666514899	straight connex GVS-NI 6-4x6-4	18
DGKE022143	E022143	4011666514905	straight connex GVS-NI 8-6x6-4	18
DGKE022144	E022144	4011666514912	straight connex GVS-NI 8-6x8-6	18
DGKE022155	E022155	4011666514929	straight connex GVS-NI 10-8x10-8	18
DGKE022333	E022333	4011666515025	Tee screw joint TVS-NI 3 x 6-4	18
DGKE022344	E022344	4011666515032	Tee screw joint TVS-NI 3 x 8-6	18
DGKE022355	E022355	4011666515049	Tee screw joint TVS-NI 3 x 10-8	18
DGKE023311	E023311	4011666515254	Crosspiece KZS-Alu 4 x G1/8i	18
DGKE023322	E023322	4011666515261	Crosspiece KZS-Alu 4 x G1/4i	18
DGKE023333	E023333	4011666515278	Crosspiece VRB-Alu 4 x G3/8i	18
DGKE023344	E023344	4011666515285	Crosspiece KZS-Alu 4 x G1/2i	18
DGKE023411	E023411	4011666515292	Rotating nipple DRN-G1/8a x G1/8i	18
DGKE023422	E023422	4011666515308	Rotating nipple DRN-G1/4a x G1/4i	18
DGKE023433	E023433	4011666515315	Rotating nipple DRN-G3/8a x G3/8i	18
DGKE024611	E024611	4011666515322	Sound absorber SDP-SMK-G1/8a	38
DGKE024612	E024612	4011666515339	Sound absorber SDP-SMK-G1/4a	38
DGKE024613	E024613	4011666515346	Sound absorber SDP-SMK-G3/8a	38
DGKE024614	E024614	4011666515353	Sound absorber SDP-SMK-G1/2a	38
DGKE024615	E024615	4011666515360	Sound absorber SDP-SMK-G3/4a	38
DGKE024616	E024616	4011666515377	Sound absorber SDP-SMK-G1a	38
DGKE024620	E024620	4011666515384	Sound absorber SDP-SML-M5a	38
DGKE024621	E024621	4011666515391	Sound absorber SDP-SML-G1/8a	38
DGKE024622	E024622	4011666515407	Sound absorber SDP-SML-G1/4a	38
DGKE024623	E024623	4011666515414	Sound absorber SDP-SML-G3/8a	38
DGKE024624	E024624	4011666515421	Sound absorber SDP-SML-G1/2a	38
DGKE030000	E030000	4011666020581	Double nipple DN-G1 1/2a x G1 1/2a	18
DGKE030001	E030001	4011666020598	Double nipple DN-G1 1/2a x G2a	18
DGKE030002	E030002	4011666020604	Double nipple DN-G1 1/4a x G1 1/2a	18
DGKE030003	E030003	4011666020611	Double nipple DN-G1 1/2a x G2a	18
DGKE030004	E030004	4011666020628	Double nipple DN-G1 1/4a x G1 1/4a	18
DGKE030006	E030006	4011666020734	Double nipple DN-G1a x G1 1/2a	18
DGKE030022	E030022	4011666515568	Double nipple DN-MS-R1/4a x R1/4a	18
DGKE030033	E030033	4011666515575	Double nipple DN-MS-R3/8a x R3/8a	18
DGKE030044	E030044	4011666515582	Double nipple DN-MS-R1/2a x R1/2a	18
DGKE030045	E030045	4011666928184	Double nipple DN-MS-R3/4a x R3/4a	18
DGKE030048	E030048	4011666512802	Double nipple DNL-MS-R1/8a x R1/8a	18
DGKE030049	E030049	4011666512819	Double nipple DNL-MS-R1/8a x R1/4a	18
DGKE030050	E030050	4011666501714	Condensate drai KAV-R1/4a	38
DGKE030051	E030051	4011666501899	Condensate drai KAV-G3/8a	38
DGKE030052	E030052	4011666512826	Double nipple DNL-MS-R1/4a x R1/4a	18
DGKE030053	E030053	4011666512833	Double nipple DNL-MS-R1/4a x R3/8a	18
DGKE030054	E030054	4011666505354	Double nipple DNL-MS-R3/8a x R3/8a	18
DGKE030055	E030055	4011666512413	Double nipple DNL-MS-R1/2a x R1/2a	18
DGKE030056	E030056	4011666512840	Double nipple DNL-MS-R3/4a x R3/4a	18
DGKE030057	E030057	4011666512857	Double nipple DNL-MS-R1a x R1a	18
DGKE030058	E030058	4011666919854	Condensate drai KAV-G1/2a	38
DGKE030059	E030059	4011666022684	Double nipple DNL-G1 1/2i x G1 1/2i	18
DGKE030060	E030060	4011666022660	Double nipple DN-MS-G2a xG2a	18
DGKE030061	E030061	4011666022691	Double nipple DNL-G2i x G2i	18
DGKE030062	E030062	4011666022707	Double nipple DNL-G1 1/4i x G1 1/4i	18
DGKE030111	E030111	4011666515599	Double nipple DN-MS-G1/8a x G1/8a	18
DGKE030112	E030112	4011666515605	Double nipple DN-MS-G1/8a x G1/4a	18
DGKE030113	E030113	4011666515612	Double nipple DN-MS-G1/8a x G3/8a	18
DGKE030122	E030122	4011666515629	Double nipple DN-MS-G1/4a x G1/4a	18
DGKE030123	E030123	4011666515636	Double nipple DN-MS-G1/4a x G3/8a	18
DGKE030124	E030124	4011666515643	Double nipple DN-MS-G1/4a x G1/2a	18
DGKE030133	E030133	4011666515650	Double nipple DN-MS-G3/8a x G3/8a	18
DGKE030134	E030134	4011666515667	Double nipple DN-MS-G3/8a x G1/2a	18
DGKE030135	E030135	4011666515674	Double nipple DN-MS-G3/8a x G3/4a	18
DGKE030144	E030144	4011666515681	Double nipple DN-MS-G1/2a x G1/2a	18
DGKE030145	E030145	4011666515698	Double nipple DN-MS-G1/2a x G3/4a	18
DGKE030146	E030146	4011666515704	Double nipple DN-MS-G1/2a x G1a	18
DGKE030155	E030155	4011666515711	Double nipple DN-MS-G3/4a x G3/4a	18
DGKE030156	E030156	4011666515728	Double nipple DN-MS-G3/4a x G1a	18
DGKE030166	E030166	4011666515735	Double nipple DN-MS-G1a x G1a	18
DGKE030501	E030501	4011666515742	Locking Screw VSS-MS-I-R1/8a	18
DGKE030502	E030502	4011666515759	Locking Screw VSS-MS-I-R1/4a	18
DGKE030503	E030503	4011666515766	Locking Screw VSS-MS-I-R3/8a	18
DGKE030510	E030510	4011666515773	Locking Screw VSS-MS-I-B-G1/8a	18
DGKE030520	E030520	4011666509475	Locking Screw VSS-MS-I-B-G1/4a	18
DGKE030530	E030530	4011666509482	Locking Screw VSS-MS-I-B-G3/8a	18
DGKE030540	E030540	4011666509499	Locking Screw VSS-MS-I-B-G1/2a	18
DGKE030550	E030550	4011666512796	Locking Screw VSS-MS-I-B-G3/4a	18
DGKE030611	E030611	4011666515780	Elbow WKS-MS 90-2xR1/8a	18
DGKE030622	E030622	4011666515797	Elbow WKS-MS 90-2xR1/4a	18

Art. no.	Art. no. old	EAN code	Model	Product group
DGKE030633	E030633	4011666515803	Elbow WKS-MS 90-2xR3/8a	18
DGKE030644	E030644	4011666515810	Elbow WKS-MS 90-2xR1/2a	18
DGKE030822	E030822	4011666515834	T-piece TSK-MS 90-3xR1/4a	18
DGKE030833	E030833	4011666515841	T-piece TSK-MS 90-3xR3/8a	18
DGKE030844	E030844	4011666515858	T-piece TSK-MS 90-3xR1/2a	18
DGKE031122	E031122	4011666056955	Double nipple DN-MS-G1/4a x G1/4a-SB	18
DGKE031123	E031123	4011666056948	Double nipple DN-MS-G1/4a x G3/8a-SB	18
DGKE031124	E031124	4011666056931	Double nipple DN-MS-G1/4a x G1/2a-SB	18
DGKE031133	E031133	4011666056924	Double nipple DN-MS-G3/8a x G3/8a-SB	18
DGKE031134	E031134	4011666056917	Double nipple DN-MS-G3/8a x G1/2a-SB	18
DGKE031143	E031143	4011666515865	Rapid-action co SK-NW7,2-8x6mm	18
DGKE031144	E031144	4011666056900	Double nipple DN-MS-G1/2a x G1/2a-SB	18
DGKE031145	E031145	4011666515872	Rapid-action co SK-NW7,2-12x9mm	18
DGKE031153	E031153	4011666515889	Rapid-action co SK-NW7,2-8x6mm-KF	18
DGKE031155	E031155	4011666515896	Rapid-action co SK-NW7,2-12x9mm-KF	18
DGKE031201	E031201	4011666512864	Connector STNP-MS-NW7,2-G1/8a	18
DGKE031231	E031231	4011666512871	Connector STNP-MS-NW7,2-G1/8i	18
DGKE031342	E031342	4011666515902	Snap-in nozzle STTL-K 4mm	18
DGKE031343	E031343	4011666515919	Snap-in nozzle STTL-K 6mm	18
DGKE031345	E031345	4011666515926	Snap-in nozzle STTL-K 9mm	18
DGKE031353	E031353	4011666515933	Snap-in nozzle STTL-KF 6mm	18
DGKE031355	E031355	4011666515940	Snap-in nozzle STTL-KF 9mm	18
DGKE031360	E031360	4011666515957	Connector STNP-MS-NW7,2-4mm	18
DGKE032811	E032811	4011666924506	Quick-release c SK-NW5,5-ISO-G1/4a	18
DGKE032813	E032813	4011666924520	Quick-release c SK-NW5,5-ISO-G1/2a	18
DGKE032814	E032814	4011666924537	Quick-release c SK-NW5,5-ISO-G1/4i	18
DGKE032816	E032816	4011666924551	Quick-release c SK-NW5,5-ISO-G1/2i	18
DGKE032818	E032818	4011666924575	Quick-release c SK-NW5,5-ISO-9mm	18
DGKE032821	E032821	4011666924414	Connector STNP-NW5,5-ISO-R1/4a	18
DGKE032823	E032823	4011666924438	Connector STNP-NW5,5-ISO-R1/2a	18
DGKE032824	E032824	4011666924445	Connector STNP-NW5,5-ISO-G1/4i	18
DGKE032826	E032826	4011666924469	Connector STNP-NW5,5-ISO-G1/2i	18
DGKE032828	E032828	4011666924483	Connector STNP-NW5,5-ISO-9mm	18
DGKE033241	E033241	4011666915054	Connector STNP-FE-NW7,6-EURO-G1/4a	18
DGKE033242	E033242	4011666915061	Connector STNP-FE-NW7,6-EURO-G3/8a	18
DGKE033243	E033243	4011666915078	Connector STNP-FE-NW7,6-EURO-G1/2a	18
DGKE033244	E033244	4011666915085	Connector STNP-FE-NW7,6-EURO-G1/4i	18
DGKE033245	E033245	4011666915092	Connector STNP-FE-NW7,6-EURO-G3/8i	18
DGKE033246	E033246	4011666915108	Connector STNP-FE-NW7,6-EURO-G1/2i	18
DGKE033247	E033247	4011666915115	Connector STNP-FE-NW7,6-EURO-6mm	18
DGKE033248	E033248	4011666915122	Connector STNP-FE-NW7,6-EURO-9mm	18
DGKE033249	E033249	4011666915139	Connector STNP-FE-NW7,6-EURO-13mm	18
DGKE035733	E035733	4011666509239	Distributor VT 3 4xG3/8i	18
DGKE035734	E035734	4011666509246	Distributor VT 3 4xG1/2i	18
DGKE035833	E035833	4011666509215	Distributor VT 2 3xG3/8i	18
DGKE035834	E035834	4011666509222	Distributor VT 2 3xG1/2i	18
DGKE036911	E036911	4011666915146	Safety coupling SSK-NW7,6-EURO-G1/4a	18
DGKE036912	E036912	4011666915177	Safety coupling SSK-NW7,6-EURO-G3/8a	18
DGKE036913	E036913	4011666915184	Safety coupling SSK-NW7,6-EURO-G1/2a	18
DGKE036914	E036914	4011666915191	Safety coupling SSK-NW7,6-EURO-G1/4i	18
DGKE036915	E036915	4011666915207	Safety coupling SSK-NW7,6-EURO-G3/8i	18
DGKE036916	E036916	4011666915214	Safety coupling SSK-NW7,6-EURO-G1/2i	18
DGKE036917	E036917	4011666915221	Safety coupling SSK-NW7,6-EURO-6mm	18
DGKE036918	E036918	4011666915238	Safety coupling SSK-NW7,6-EURO-9mm	18
DGKE036919	E036919	4011666915245	Safety coupling SSK-NW7,6-EURO-13mm	18
DGKE036920	E036920	4011666058768	Safety quick coupling SSK-DK-NW7,4-G1/4a	18
DGKE036921	E036921	4011666058751	Safety quick coupling SSK-DK-NW7,4-G3/8a	18
DGKE036922	E036922	4011666058744	Safety quick coupling SSK-DK-NW7,4-G1/2a	18
DGKE036923	E036923	4011666058737	Safety quick coupling SSK-DK-NW7,4-G1/4i	18
DGKE036924	E036924	4011666058720	Safety quick coupling SSK-DK-NW7,4-G3/8i	18
DGKE036925	E036925	4011666058713	Safety quick coupling SSK-DK-NW7,4-G1/2i	18
DGKE036926	E036926	4011666058706	Safety quick coupling SSK-DK-NW7,4-G9mm	18
DGKE036927	E036927	4011666058690	Safety quick coupling SSK-DK-NW7,4-G13mm	18
DGKE038105	E038105	4011666509192	Spiral hose SSL-PUR 12-8/6m	17
DGKE038106	E038106	4011666509208	Spiral hose SSL-PUR 12-8/7,5m	17
DGKE038704	E038704	4011666509178	Spiral hose SSL-PUR 10-6,5/6m	17
DGKE038705	E038705	4011666509185	Spiral hose SSL-PUR 10-6,5/7,5m	17
DGKE039008	E039008	4011666516145	Reducing T TSK-MS 90-3xG1/8i	18
DGKE039010	E039010	4011666516152	T-piece TSK-MS 90-3xG1/4i	18
DGKE039012	E039012	4011666516169	T-piece TSK-MS 90-3xG3/8i	18
DGKE039014	E039014	4011666516176	T-piece TSK-MS 90-3xG1/2i	18
DGKE039016	E039016	4011666516183	T-piece TSK-MS 90-3xG3/4i	18
DGKE039018	E039018	4011666516190	T-piece TSK-MS 90-3xG1i	18
DGKE039137	E039137	4011666516244	Angle WKS-W90 2x G 1/4i MS	18
DGKE039139	E039139	4011666516251	Angle WKS-W90 2x G 3/8i MS	18
DGKE039141	E039141	4011666516268	Angle WKS-W90 2x G 1/2i MS	18
DGKE039143	E039143	4011666516275	Angle WKS-W90 2x G 3/4i MS	18
DGKE039145	E039145	4011666516282	Angle piece WKS-W90 2x G1i MS	18
DGKE039147	E039147	4011666516299	Angle piece WKS-W90 2x G1 1/4i MS	18
DGKE039149	E039149	4011666516305	Angle WKS-W90 2x G1 1/2i MS	18

Product information

Art. no.	Art. no. old	EAN code	Model	Product group
DGKE041111	E041111	4011666516329	Double nipple DN-NI-G1/8a x G1/8a	18
DGKE041112	E041112	4011666516336	Double nipple DN-NI-G1/8a x G1/4a	18
DGKE041122	E041122	4011666516350	Double nipple DN-NI-G1/4a x G1/4a	18
DGKE041123	E041123	4011666516367	Double nipple DN-NI-G1/4a x G3/8a	18
DGKE041124	E041124	4011666516374	Double nipple DN-NI-G1/4a x G1/2a	18
DGKE041133	E041133	4011666516381	Double nipple DN-NI-G3/8a x G3/8a	18
DGKE041134	E041134	4011666516398	Double nipple DN-NI-G3/8a x G1/2a	18
DGKE041144	E041144	4011666516404	Double nipple DN-NI-G1/2a x G1/2a	18
DGKE041221	E041221	4011666516435	Reducer RDS-R1/4a x G1/8i	18
DGKE041232	E041232	4011666516442	Reducer RDS-R3/8a x G1/4i	18
DGKE041243	E041243	4011666516459	Reducer RDS-R1/2a x G3/8i	18
DGKE041254	E041254	4011666516466	Reducer RDS-R3/4a x G1/2i	18
DGKE041312	E041312	4011666516473	Reducing nipple RDN-G1/4a x G1/8i Z	18
DGKE041323	E041323	4011666516480	Reducing nipple RDN-G1/4a x G3/8i Z	18
DGKE041334	E041334	4011666516497	Reducing nipple RDN-G1/2a x G3/8i Z	18
DGKE041411	E041411	4011666516503	Muff MU-NI-G1/8i	18
DGKE041422	E041422	4011666516510	Muff MU-NI-G1/4i	18
DGKE041433	E041433	4011666516527	Muff MU-NI-G3/8i	18
DGKE041444	E041444	4011666516534	Muff MU-NI-G1/2i	18
DGKE041510	E041510	4011666516541	Locking Screw VSS-NI-AS-G1/8a	18
DGKE041520	E041520	4011666516558	Locking Screw VSS-NI-AS-G1/4a	18
DGKE041530	E041530	4011666516565	Locking Screw VSS-NI-AS-G3/8a	18
DGKE041540	E041540	4011666516572	Locking Screw VSS-NI-AS-G1/2a	18
DGKE041611	E041611	4011666516589	Angle piece WKS-W90-R1/8a-G1/8i	18
DGKE041622	E041622	4011666516596	Angle piece WKS-W90-R1/4a-G1/4i	18
DGKE041633	E041633	4011666516602	Angle piece WKS-W90-R3/8a-G3/8i	18
DGKE041644	E041644	4011666512420	Angle piece WKS-W90-R1/2a-G1/2i	18
DGKE041655	E041655	4011666924940	Angle piece WKS-W90-R3/4a x G3/4i	18
DGKE041677	E041677	4011666020673	Angle piece WKS-W90-R1a x G1i	18
DGKE041688	E041688	4011666020680	Angle piece WKS-W90-G1 1/4a xG1 1/4i	18
DGKE041699	E041699	4011666020697	Angle piece WKS-W90-G1 1/2a xG1 1/2i	18
DGKE041711	E041711	4011666516619	Angle WKS-W90-NI 2xG1/8i	18
DGKE041722	E041722	4011666516626	Angle WKS-W90-NI 2xG1/4i	18
DGKE041733	E041733	4011666516633	Angle WKS-W90-NI 2xG3/8i	18
DGKE041744	E041744	4011666516640	Angle WKS-W90-NI 2xG1/2i	18
DGKE041822	E041822	4011666516664	T-piece TSK-NI 90-3xR1/4a	18
DGKE041833	E041833	4011666516671	T-piece TSK-NI 90-3xR3/8a	18
DGKE041844	E041844	4011666516688	T-piece TSK-NI 90-3xR1/2a	18
DGKE041922	E041922	4011666516701	T-piece TSK-MS 1xR1/4a-2xG1/4i	18
DGKE041933	E041933	4011666516718	T-piece TSK-MS 1xR3/8a-2xG3/8i	18
DGKE041944	E041944	4011666516725	T-piece TSK-MS 1xR1/2a-2xG1/2i	18
DGKE042122	E042122	4011666516749	T-piece TSK-NI 3xG1/4i	18
DGKE042133	E042133	4011666516756	T-piece TSK-NI 3xG3/8i	18
DGKE042144	E042144	4011666516763	T-piece TSK-NI 3xG1/2i	18
DGKE042222	E042222	4011666516787	Y-piece YS-NI 1xR1/4a-2xG1/4i	18
DGKE042233	E042233	4011666516794	Y-piece YS-NI 1xR3/8a-2xG3/8i	18
DGKE042244	E042244	4011666516800	Y-piece YS-NI 1xR1/2a-2xG1/2i	18
DGKE042322	E042322	4011666516824	Crosspiece KZS-NI R1/4a-3xG1/4i	18
DGKE042592	E042592	4011666516855	Y-piece YS-NI 3xG1/4i	18
DGKE042593	E042593	4011666516862	Y-piece YS-NI 3xG3/8i	18
DGKE042594	E042594	4011666516879	Y-piece YS-NI 3xG1/2i	18
DGKE043133	E043133	4011666406446	Ball valve KH-G 3/8ixG 3/8i	38
DGKE043233	E043233	4011666519641	Ball valve KH-G 3/8ixG 3/8a	38
DGKE050086	E050086	4011666502025	Ball valve KH-NI-40 G3/8i	38
DGKE050087	E050087	4011666502032	Ball valve KH-NI-40 G1/2i	38
DGKE050088	E050088	4011666502049	Ball valve KH-NI-40 G3/4i	38
DGKE050089	E050089	4011666502056	Ball valve KH-NI-40 G1i	38
DGKE050093	E050093	4011666510211	Ball valve KH-NI-40 G1 1/2i	38
DGKE050094	E050094	4011666510228	Ball valve KH-NI-40 G2i	38
DGKE050110	E050110	4011666520142	Ball valve KH-NI-16 G1/2a x G1/2i	38
DGKE050111	E050111	4011666520159	Ball valve KH-NI-16 G3/4a x G3/4i	38
DGKE071110	E071110	4011666516886	Sound absorber SDP-SPEP-M5a	38
DGKE071111	E071111	4011666516893	Sound absorber SDP-SPEP-G1/8a	38
DGKE071114	E071114	4011666516923	Sound absorber SDP-SPEP-G1/2a	38
DGKE072001	E072001	4011666516954	Spray protector SMF 2xG3/8i	38
DGKE072002	E072002	4011666516961	Spray protector SMF 2xG1/2i	38
DGKE072114	E072114	4011666516978	Sound absorber SDP-SPE-G1/2a	38
DGKE072115	E072115	4011666516985	Sound absorber SDP-SPE-G3/4a	38
DGKE072116	E072116	4011666516992	Sound absorber SDP-SPE-G1a	38
DGKE094131	E094131	4011666509628	Air hose DLS-PE 6-4/50m	17
DGKE094141	E094141	4011666509635	Air hose DLS-PE 8-6/50m	17
DGKE094151	E094151	4011666509642	Air hose DLS-PE 10-8/50m	17
DGKE095131	E095131	4011666509659	Air hose DLS-PUR 6-4/50m	17
DGKE095141	E095141	4011666509666	Air hose DLS-PUR 8-6/50m	17
DGKE095151	E095151	4011666509673	Air hose DLS-PUR 10-8/50m	17
DGKE104002	E104002	4011666509956	Wall house WH-WSH	18
DGKE111101	E111101	4011666509574	Air hose DLS-PA 4-2/50m	17
DGKE111131	E111131	4011666509581	Air hose DLS-PA 6-4/50m	17
DGKE111141	E111141	4011666509598	Air hose DLS-PA 8-6/50m	17
DGKE111151	E111151	4011666509611	Air hose DLS-PA 10-8/50m	17

Art. no.	Art. no. old	EAN code	Model	Product group
DGKE131012	E131012	4011666517005	Terminal screw SRK 8-12mm	18
DGKE131040	E131040	4011666517012	Terminal screw SRK 25-40mm	18
DGKE131050	E131050	4011666517029	Terminal screw SRK 32-50mm	18
DGKE171112	E171112	4011666509550	Air hose DLS 40 16-9/50m	17
DGKE171113	E171113	4011666509567	Air hose DLS 40 21-13/50m	17
DGKE270000	E270000	4011666501745	Pressure switch MDR 2-11	38
DGKE270001	E270001	4011666502087	Pressure switch MDR 4-16	38
DGKE270018	E270018	4011666502179	Discharge valve ELV 5	38
DGKE270019	E270019	4011666502186	Discharge valve ELV 4	38
DGKE270020	E270020	4011666501738	Discharge valve ELV 2	38
DGKE270021	E270021	4011666505361	Discharge valve ELV3W	38
DGKE270022	E270022	4011666505378	Discharge valve ELV3WS	38
DGKE270023	E270023	4011666022868	Discharge valve ELV 2-WS	38
DGKE270110	E270110	4011666505385	Pressure switch MDR 3-11	38
DGKE270111	E270111	4011666505392	Pressure switch MDR 3-16	38
DGKE270112	E270112	4011666505408	Pressure switch MDR 3-11 1x1/2" 3x1/4"	38
DGKE270113	E270113	4011666505415	Pressure switch MDR 3-16-R3/4	38
DGKE270114	E270114	4011666505422	Pressure switch MDR 3-11-R 3/6,3	38
DGKE270115	E270115	4011666505439	Pressure switch MDR 3-16-R3/6,3	38
DGKE270116	E270116	4011666505446	Pressure switch MDR 3-11-R3/10	38
DGKE270117	E270117	4011666505453	Pressure switch MDR 3-16-R3/10	38
DGKE670001	E670001	4011666517296	Pressure gauge MM-W 50-10b 1/8	38
DGKE670002	E670002	4011666501721	Pressure gauge MM-W 50-16b	38
DGKE670003	E670003	4011666502193	Pressure gauge MM-W 50-25b	38
DGKE670004	E670004	4011666502209	Pressure gauge MM-S 50-16b	38
DGKE670005	E670005	4011666502216	Pressure gauge MM-S 50-25b	38
DGKE670006	E670006	4011666502223	Pressure gauge MM-W 63-16b	38
DGKE670007	E670007	4011666502230	Pressure gauge MM-W 63-25b	38
DGKE670008	E670008	4011666502247	Pressure gauge MM-S 63-16b	38
DGKE670009	E670009	4011666502254	Pressure gauge MM-S 63-25b	38
DGKE670010	E670010	4011666502261	Pressure gauge MM-W 80-16b	38
DGKE670014	E670014	4011666502308	Pressure gauge MM-W 40-10b	38
DGKE670017	E670017	4011666517319	Pressure gauge MM-W 40-16b	38
DGKE670018	E670018	4011666517326	Pressure gauge MM-W 50-6b 1/8	38
DGKE670020	E670020	4011666517340	Pressure gauge MM-W 50-6b 1/4	38
DGKE670021	E670021	4011666517357	Pressure gauge MM-W 50-10b 1/4	38
DGKE670025	E670025	4011666517364	Pressure gauge MM-W 63-6b	38
DGKE670026	E670026	4011666517371	Pressure gauge MM-W 63-10b	38
DGKE670029	E670029	4011666517395	Pressure gauge MM-S 40-16b	38
DGKE670030	E670030	4011666517401	Pressure gauge MM-S 50-6b	38
DGKE670031	E670031	4011666517418	Pressure gauge MM-S 50-10b	38
DGKE670032	E670032	4011666517425	Pressure gauge MM-S 63-6b	38
DGKE670033	E670033	4011666517432	Pressure gauge MM-S 63-10b	38
DGKE670040	E670040	4011666517449	Pressure gauge MM-W 40-6b	38
DGKE670100	E670100	4011666517456	Pressure gauge MM-S 100-16b B	38
DGKE670101	E670101	4011666517463	Pressure gauge MM-S 100-25b B	38
DGKE670102	E670102	4011666517470	Pressure gauge MM-S 100-6b	38
DGKE670103	E670103	4011666517487	Pressure gauge MM-S 100-10b	38
DGKE670104	E670104	4011666517494	Pressure gauge MM-S 100-16b	38
DGKE670105	E670105	4011666517500	Pressure gauge MM-S 100-25b	38
DGKE700001	E700001	4011666502315	Rapid-action co SK-NW7,2-G1/4a	18
DGKE700002	E700002	4011666502322	Rapid-action co SK-NW7,2-G3/8a	18
DGKE700003	E700003	4011666502339	Rapid-action co SK-NW7,2-G1/2a	18
DGKE700004	E700004	4011666502346	Rapid-action co SK-NW7,2-G1/4i	18
DGKE700005	E700005	4011666502353	Rapid-action co SK-NW7,2-G3/8i	18
DGKE700006	E700006	4011666502360	Rapid-action co SK-NW7,2-G1/2i	18
DGKE700007	E700007	4011666502377	Rapid-action co SK-NW7,2-6mm	18
DGKE700008	E700008	4011666502384	Rapid-action co SK-NW7,2-9mm	18
DGKE700010	E700010	4011666502391	Connector STNP-MS-NW7,2-6mm	18
DGKE700011	E700011	4011666502407	Connector STNP-MS-NW7,2-9mm	18
DGKE700051	E700051	4011666510242	Safety valve SV-G1/2a-11	38
DGKE700052	E700052	4011666510259	Safety valve SV-G1/2a-16	38
DGKE700054	E700054	4011666517524	Safety valve SV-G3/4a-11	38
DGKE700102	E700102	4011666501752	Safety valve SV-G1/4a-11C	38
DGKE700103	E700103	4011666502445	Safety valve SV-G1/4a-16C	38
DGKE700104	E700104	4011666501769	Safety valve SV-G3/8a-11C	38
DGKE700105	E700105	4011666502452	Safety valve SV-G3/8a-16C	38
DGKE700106	E700106	4011666502469	Safety valve SV-G1/2a-11C	38
DGKE700107	E700107	4011666502476	Safety valve SV-G1/2a-16C	38
DGKE700120	E700120	4011666505460	Distributor VT 2 G3/8i-2xSK	18
DGKE700121	E700121	4011666505477	Distributor VT 3 G3/8i-3xSK	18
DGKE700209	E700209	4011666505484	Rapid-action co SK-NW7,2-13mm	18
DGKE700212	E700212	4011666505491	Connector STNP-MS-NW7,2-13mm	18
DGKE700213	E700213	4011666505507	Connector STNP-MS-NW7,2-G1/4a	18
DGKE700214	E700214	4011666505514	Connector STNP-MS-NW7,2-G3/8a	18
DGKE700215	E700215	4011666505521	Connector STNP-MS-NW7,2-G1/2a	18
DGKE700216	E700216	4011666505538	Connector STNP-MS-NW7,2-G1/4i	18
DGKE700217	E700217	4011666505545	Connector STNP-MS-NW7,2-G3/8i	18
DGKE700218	E700218	4011666505552	Connector STNP-MS-NW7,2-G1/2i	18
DGKE700220	E700220	4011666519702	Connector STNP-R1/4a drehbar	18

Product information

Art. no.	Art. no. old	EAN code	Model	Product group
DGKE701001	E701001	4011666057181	Quick-action coupling SK-NW7,2-G1/4a-SB	18
DGKE701002	E701002	4011666057174	Quick-action coupling SK-NW7,2-G3/8a-SB	18
DGKE701003	E701003	4011666057167	Quick-action coupling SK-NW7,2-G1/2a-SB	18
DGKE701004	E701004	4011666057150	Quick-action coupling SK-NW7,2-G1/4i-SB	18
DGKE701005	E701005	4011666057143	Quick-action coupling SK-NW7,2-G3/8i-SB	18
DGKE701006	E701006	4011666057136	Quick-action coupling SK-NW7,2-G1/2i-SB	18
DGKE701007	E701007	4011666057129	Quick-action coupling SK-NW7,2-6mm-SB	18
DGKE701008	E701008	4011666057112	Quick-action coupling SK-NW7,2-9mm-SB	18
DGKE701010	E701010	4011666057082	Plug nipple STNP-MS-NW7,2-6mm-SB	18
DGKE701011	E701011	4011666057075	Plug nipple STNP-MS-NW7,2-9mm-SB	18
DGKE701120	E701120	4011666056894	Distributor VT 2 G3/8i-2xSK-SB	18
DGKE701121	E701121	4011666056887	Distributor VT 3 G3/8i-3xSK-SB	18
DGKE701209	E701209	4011666057105	Quick-action coupling SK-NW7,2-13mm-SB	18
DGKE701212	E701212	4011666057099	Plug nipple STNP-MS-NW7,2-13mm-SB	18
DGKE701213	E701213	4011666057068	Plug nipple STNP-MS-NW7,2-G1/4a-SB	18
DGKE701214	E701214	4011666057051	Plug nipple STNP-MS-NW7,2-G3/8a-SB	18
DGKE701215	E701215	4011666057044	Plug nipple STNP-MS-NW7,2-G1/2a-SB	18
DGKE701216	E701216	4011666057037	Plug nipple STNP-MS-NW7,2-G1/4i-SB	18
DGKE701217	E701217	4011666057020	Plug nipple STNP-MS-NW7,2-G3/8i-SB	18
DGKE701218	E701218	4011666057013	Plug nipple STNP-MS-NW7,2-G1/2i-SB	18
DGKE730023	E730023	4011666502490	Air hose DLS-SF 19-12,7/50m	17
DGKE730024	E730024	4011666519009	Air hose DLS-SF 19-12,7/25m	17
DGKE730031	E730031	4011666502513	Air hose DLS-SF 11-6,3/50m	17
DGKE730033	E730033	4011666502537	Air hose DLS-SF 15,5-10/50m	17
DGKE730036	E730036	4011666518996	Air hose DLS-SF 15,5-10/25m	17
DGKE730037	E730037	4011666518989	Air hose DLS-SF 11-6,3/25m	17
DGKE730040	E730040	4011666519016	Air hose DLS-SF 27-19/25m	17
DGKE730041	E730041	4011666519023	Air hose DLS-SF 27-19/50m	17
DGKE740002	E740002	4011666502551	Air hose DLS 11-6/50m	17
DGKE740003	E740003	4011666518941	Air hose DLS 11-6/25m	17
DGKE740011	E740011	4011666502575	Air hose DLS 15-9/50m	17
DGKE740012	E740012	4011666518958	Air hose DLS 15-9/25m	17
DGKE740021	E740021	4011666502599	Air hose DLS 18,6-13/50m	17
DGKE740022	E740022	4011666518965	Air hose DLS 18,6-13/25m	17
DGKE740042	E740042	4011666518972	Air hose DLS-OA 15-9/25m	17
DGKE770022	E770022	4011666517579	Hose nipple STL-G1/8a x 4mm	18
DGKE770023	E770023	4011666517586	Hose nipple STL-G1/8a x 6mm	18
DGKE770024	E770024	4011666517593	Hose nipple STL-G1/4a x 4mm	18
DGKE770033	E770033	4011666517609	Hose nipple STL-G3/4a x 13mm	18
DGKE770034	E770034	4011666517616	Hose nipple STL-G3/4a x 19mm	18
DGKE770049	E770049	4011666509468	Hose connection SLVR 4mm	18
DGKE770052	E770052	4011666517630	Hose connection SLVR 13mm	18
DGKE770061	E770061	4011666517647	Reducer RDS-G3/8a x G1/8i	18
DGKE770062	E770062	4011666517654	Reducer RDS-G1/2a x G1/8i	18
DGKE770063	E770063	4011666517661	Reducer RDS-G1/2a x G1/4i	18
DGKE770064	E770064	4011666517678	Reducer RDS-G3/4a x G3/8i	18
DGKE770073	E770073	4011666505583	Muff MU-MS-G 3/4i	18
DGKE770074	E770074	4011666517685	Muff MU-MS-G1i	18
DGKE770076	E770076	4011666517692	Muff MU-MS-G 1/8i	18
DGKE770077	E770077	4011666505606	Reducer RDS-G3/4a x G1/2i	18
DGKE770078	E770078	4011666501271	Reducer RDS-G1a x G1/2i	18
DGKE770079	E770079	4011666501288	Reducer RDS-G1a x G3/4i	18
DGKE770080	E770080	4011666517708	Reducing nipple RDN-G1/8a x G1/8i	18
DGKE770081	E770081	4011666512789	Reducing nipple RDN-G1/8a x G1/4i	18
DGKE770082	E770082	4011666517715	Reducing nipple RDN-G1/4a x G1/8i	18
DGKE770083	E770083	4011666517722	Reducing nipple RDN-G1/4a x G1/4i	18
DGKE770084	E770084	4011666517739	Reducing nipple RDN-G3/8a x G1/4i	18
DGKE770085	E770085	4011666517746	Reducing nipple RDN-G3/8a x G3/8i	18
DGKE770086	E770086	4011666517753	Reducing nipple RDN-G1/2a x G3/8i	18
DGKE770087	E770087	4011666517760	Reducing nipple RDN-G1/2a x G1/2i	18
DGKE770092	E770092	4011666502780	Spring-loaded c RV-G1/2i	38
DGKE770093	E770093	4011666501295	Reducer RDS-G1 1/2a x G1i	18
DGKE770094	E770094	4011666501301	Reducer RDS-G2a x G1i	18
DGKE770095	E770095	4011666518262	Reducer RDS-G1 1/4a x G1/2i	18
DGKE770096	E770096	4011666518279	Reducer RDS-G1 1/4a x G3/4i	18
DGKE770099	E770099	4011666521156	Reducing nipple RDN R 3/4a x G 1/2i"	18
DGKE770100	E770100	4011666521149	Reducing nipple RDN R1a x G 1/2i"	18
DGKE770103	E770103	4011666521170	Reducing nipple RDN R1 1/4a x Rp 3/4i	18
DGKE770104	E770104	4011666521187	Reducing nipple RDN R1 1/2a x G 1/2i	18
DGKE770105	E770105	4011666521194	Reducing nipple RDN R1 1/2a x G 3/4i	18
DGKE770119	E770119	4011666020529	Reducer RDS-G2a x G1 1/2i	18
DGKE770120	E770120	4011666020536	Reducer RDS-G1 1/2a x G1 1/4i	18
DGKE770121	E770121	4011666020543	Reducer RDS-G1 1/4a x G1i	18
DGKE770122	E770122	4011666020550	Reducer RDS-G2a x G1 1/4i	18
DGKE770123	E770123	4011666020567	Reducer RDS-G1 1/2a x G3/4i	18
DGKE770124	E770124	4011666020932	Reducer RDS-G2a x G3/4i	18
DGKE770125	E770125	4011666502858	Sealing strip BND-12mx12mm/10	38
DGKE770210	E770210	4011666505613	Hose clip SLK 11-13mm	18
DGKE770211	E770211	4011666505620	Hose clip SLK 13-15mm	18
DGKE770212	E770212	4011666505637	Hose clip SLK 15-18mm	18

Art. no.	Art. no. old	EAN code	Model	Product group
DGKE770215	E770215	4011666505644	Terminal screw SRK 10-16mm	18
DGKE770216	E770216	4011666505651	Terminal screw SRK 12-20mm	18
DGKE770217	E770217	4011666505668	Terminal screw SRK 16-25mm	18
DGKE770218	E770218	4011666505675	Terminal screw SRK 20-32mm	18
DGKE770225	E770225	4011666505682	Hose nipple STL-G1/4a x 6mm	18
DGKE770226	E770226	4011666505705	Hose nipple STL-G1/4a x 9mm	18
DGKE770227	E770227	4011666505712	Hose nipple STL-G3/8a x 6mm	18
DGKE770228	E770228	4011666026750	Hose nipple STL-G3/8a x 9mm	18
DGKE770229	E770229	4011666505736	Hose nipple STL-G3/8a x 13mm	18
DGKE770230	E770230	4011666505743	Hose nipple STL-G1/2a x 6mm	18
DGKE770231	E770231	4011666505750	Hose nipple STL-G1/2a x 9mm	18
DGKE770232	E770232	4011666505767	Hose nipple STL-G1/2a x 13mm	18
DGKE770235	E770235	4011666505774	Hose nipple STL-G1/4i x 6mm	18
DGKE770236	E770236	4011666505781	Hose nipple STL-G1/4i x 9mm	18
DGKE770237	E770237	4011666505804	Hose nipple STL-G3/8i x 6mm	18
DGKE770238	E770238	4011666505811	Hose nipple STL-G3/8i x 9mm	18
DGKE770241	E770241	4011666505835	Hose nipple STL-G1/2i x 9mm	18
DGKE770242	E770242	4011666505842	Hose nipple STL-G1/2i x 13mm	18
DGKE770250	E770250	4011666505859	Hose connection SLVR 6mm	18
DGKE770251	E770251	4011666505866	Hose connection SLVR 9mm	18
DGKE770255	E770255	4011666505873	Double nipple DN-St-G1/4a x G1/8a	18
DGKE770256	E770256	4011666505903	Double nipple DN-St-G1/4a x G1/4a	18
DGKE770257	E770257	4011666505910	Double nipple DN-St-G3/8a x G1/4a	18
DGKE770258	E770258	4011666505927	Double nipple DN-St-G3/8a x G3/8a	18
DGKE770259	E770259	4011666505934	Double nipple DN-St-G1/2a x G3/8a	18
DGKE770260	E770260	4011666505941	Double nipple DN-St-G1/2a x G1/2a	18
DGKE770265	E770265	4011666505958	Reducer RDS-G1/4a x G1/8i	18
DGKE770266	E770266	4011666505965	Reducer RDS-G3/8a x G1/4i	18
DGKE770267	E770267	4011666505972	Reducer RDS-G1/2a x G3/8i	18
DGKE770268	E770268	4011666506009	Reducing nipple RDN-G1/4a x G3/8i	18
DGKE770269	E770269	4011666506016	Reducing nipple RDN-G3/8a x G1/2i	18
DGKE770270	E770270	4011666506023	Muff MU-MS-G 1/4i	18
DGKE770271	E770271	4011666506030	Muff MU-MS-G 3/8i	18
DGKE770272	E770272	4011666506047	Muff MU-MS-G 1/2i	18
DGKE770273	E770273	4011666020703	Muff MU-G2i	18
DGKE770274	E770274	4011666020710	Muff MU-G1 1/2i	18
DGKE770275	E770275	4011666506054	Reducing nipple RDN-G1/2a x G3/4i	18
DGKE770276	E770276	4011666020642	Reducing nipple RDN-G1 1/4a x G1 1/2i	18
DGKE770277	E770277	4011666020659	Reducing nipple RDN-G1a x G1 1/4i	18
DGKE770278	E770278	4011666020666	Reducing nipple RDN-G3/4a x G1i	18
DGKE770279	E770279	4011666020727	Muff MU-G1 1/4i	18
DGKE770288	E770288	4011666506061	Double nipple DN-St-G1/2a x G1/4a	18
DGKE770376	E770376	4011666022974	Reducing nipple RDN R1a x R 3/4i	18
DGKE771063	E771063	4011666056870	Reducing socket RDS-G1/2a x G1/4i-SB	18
DGKE771125	E771125	4011666500212	Sealing strip BND 12mx12mm	38
DGKE771130	E771130	4011666500151	Oil OEMIN-DLW 0,2	38
DGKE771140	E771140	4011666519726	Screw locking d SSI 50ml	38
DGKE771142	E771142	4011666912305	Screw locking d SSI 10ml	38
DGKE771211	E771211	4011666056825	Hose clamp SLK 13-15mm/4-SB	18
DGKE771212	E771212	4011666056818	Hose clamp SLK 15-18mm/4-SB	18
DGKE771225	E771225	4011666057006	Hose nozzle STL-G1/4a x 6mm-SB	18
DGKE771226	E771226	4011666056993	Hose nozzle STL-G1/4a x 9mm-SB	18
DGKE771227	E771227	4011666056986	Hose nozzle STL-G3/8a x 6mm-SB	18
DGKE771228	E771228	4011666056979	Hose nozzle STL-G3/8a x 9mm-SB	18
DGKE771231	E771231	4011666056962	Hose nozzle STL-G1/2a x 9mm-SB	18
DGKE771250	E771250	4011666056801	Hose connexion pipe SLVR 6mm-SB	18
DGKE771251	E771251	4011666056795	Hose connexion pipe SLVR 9mm-SB	18
DGKE771266	E771266	4011666056863	Reducing socket RDS-G3/8a x G1/4i-SB	18
DGKE771267	E771267	4011666056856	Reducing socket RDS-G1/2a x G3/8i-SB	18
DGKE771268	E771268	4011666056849	Reducing nipple RDN-G1/4a x G3/8i-SB	18
DGKE771269	E771269	4011666056832	Reducing nipple RDN-G3/8a x G1/2i-SB	18
DGKE771270	E771270	4011666056788	Sleeve MU-MS-G 1/4i-SB	18
DGKE771271	E771271	4011666056771	Sleeve MU-MS-G 3/8i-SB	18
DGKE771272	E771272	4011666056764	Sleeve MU-MS-G 1/2i-SB	18
DGKE800100	E800100	4011666506078	Binding post re HA-13-20mm/50	16
DGKE800212	E800212	4011666519580	Final distribut EVM 3/8-1/2	16
DGKE800213	E800213	4011666519597	Final distribut EVM 2 x 3/8-1/2	16
DGKE800214	E800214	4011666519603	Air flow box LDDM 3/8-2x1/2	16
DGKE800230	E800230	4011666914583	Air dis. socket RLD-B 2x1/2i	16
DGKE800231	E800231	4011666914590	Air dis. socket RLD-B 3x1/2i	16
DGKE800232	E800232	4011666914606	Air dis. socket RLD-B 4x1/2i	16
DGKE800233	E800233	4011666914613	Air dis. socket RLD-B 6x1/2i	16
DGKE800234	E800234	4011666915252	Air dis. socket RLD-B 4x1i-1/2i	16
DGKE800240	E800240	4011666914620	Air dis. socket RLD-T 2x1/2i	16
DGKE800241	E800241	4011666914637	Air dis. socket RLD-T 3x1/2i	16
DGKE800242	E800242	4011666914644	Air dis. socket RLD-T 4x1/2i	16
DGKE800243	E800243	4011666915764	Air dis. socket RLD-BT 2-2x1/2i	16
DGKE800244	E800244	4011666915771	Air dis. socket RLD-BT 2+3x1/2i	16
DGKE800245	E800245	4011666915689	Air dis. socket RLD-T 2xSK	16
DGKE800246	E800246	4011666915726	Air dis. socket RLD-T 3xSK	16

Product information

Art. no.	Art. no. old	EAN code	Model	Product group
DGKE800247	E800247	4011666915740	Air dis. socket RLD-T 4xSK	16
DGKE800248	E800248	4011666915702	Air dis. socket RLD-T 2xSK-DM	16
DGKE800255	E800255	4011666915696	Air dis. socket RLD-T 2xSSK	16
DGKE800256	E800256	4011666915733	Air dis. socket RLD-T 3xSSK	16
DGKE800260	E800260	4011666915719	Air dis. socket RLD-T 2xSK-FDM	16
DGKE800265	E800265	4011666916358	Air dis. socket RLD-T 2xSK-FE	16
DGKE800266	E800266	4011666916372	Air dis. socket RLD-T 3xSK-FE	16
DGKE800267	E800267	4011666916389	Air dis. socket RLD-T 4xSK-FE	16
DGKE815026	E815026	4011666503190	Assembly clamp MKL 4-7mm/18/50	16
DGKE815027	E815027	4011666503206	Assembly clamp MKL 8-12mm/18/50	16
DGKE815028	E815028	4011666506269	Assembly clamp MKL 1-4mm/18/50	16
DGKE815030	E815030	4011666503213	Support capsule KSY-SH15	16
DGKE815035	E815035	4011666503220	Threaded joint KSY-GE15-R 1/2a	16
DGKE815036	E815036	4011666503237	Screw-in elbow KSY-WEV15-R1/2a	16
DGKE815037	E815037	4011666503244	Threaded joint KSY-G15	16
DGKE815038	E815038	4011666503251	Elbow connector KSY-WV90-15	16
DGKE815039	E815039	4011666503268	Tee screw joint KSY-TVS15	16
DGKE815100	E815100	4011666503312	Compressed air DLR-R-PA-S 15x12mm/25m	16
DGKE815107	E815107	4011666520166	Compressed air DLR-S-PA-G 15x12mm/6m	16
DGKE815108	E815108	4011666519764	Compressed air DLR-R-PA-G 15x12mm/10m	16
DGKE815109	E815109	4011666519771	Compressed air DLR-R-PA-G 15x12mm/25m	16
DGKE815125	E815125	4011666506245	Pipe squeezing RK15schwarz/25	16
DGKE815205	E815205	4011666520173	Compressed air DLR-ALU-G 15x12mm/6m	16
DGKE815245	E815245	4011666915788	Air dis. socket RLD-BT 15-2xSK	16
DGKE815246	E815246	4011666915818	Air dis. socket RLD-BT 15-3xSK	16
DGKE815248	E815248	4011666915962	Air dis. socket RLD-BT 15-KH-2xSK-DM	16
DGKE815255	E815255	4011666915900	Air dis. socket RLD-BT 15-KH-2xSSK	16
DGKE815256	E815256	4011666915931	Air dis. socket RLD-BT 15-KH-3xSSK	16
DGKE815260	E815260	4011666915993	Air dis. socket RLD-BT 15-KH-2xSK-FDM	16
DGKE815270	E815270	4011666915351	Air dis. socket RLD-B 15-1/2i	16
DGKE815271	E815271	4011666915412	Air dis. socket RLD-B 15-KH-1/2i	16
DGKE815273	E815273	4011666915566	Air dis. socket RLD-B 2x15-1/2i	16
DGKE815274	E815274	4011666915627	Air dis. socket RLD-B 3x15-1/2i	16
DGKE815276	E815276	4011666915269	Air dis. socket RLD-B 15-2x1/2i	16
DGKE815280	E815280	4011666915382	Air dis. socket RLD-B 15-SK	16
DGKE815281	E815281	4011666915443	Air dis. socket RLD-B 15-KH-SK	16
DGKE815283	E815283	4011666915597	Air dis. socket RLD-B 2x15-SK	16
DGKE815284	E815284	4011666915658	Air dis. socket RLD-B 3x15-SK	16
DGKE815286	E815286	4011666915290	Air dis. socket RLD-B 15-1/2i-SK	16
DGKE815291	E815291	4011666915474	Air dis. socket RLD-B 15-KH-SSK	16
DGKE815296	E815296	4011666915320	Air dis. socket RLD-B 15-1/2i-SSK	16
DGKE815314	E815314	4011666510396	Blind cap STV-BK 15	16
DGKE815333	E815333	4011666510563	Straight screw- STV-GES15-G 1/2i	16
DGKE815335	E815335	4011666804044	Straight screw- STV-GES15-G 1/2a	16
DGKE815336	E815336	4011666510570	Screw-in elbow WV15-G 1/2a	16
DGKE815337	E815337	4011666510587	Straight circui STV-GS15	16
DGKE815338	E815338	4011666510594	Right angle plu STV-W90-15	16
DGKE815339	E815339	4011666510600	T circuit conne STV-TS15	16
DGKE815350	E815350	4011666510709	Air stop faucet STS-LAH 15-2GES 15	16
DGKE815352	E815352	4011666512543	Sliding collar STV-SM 15	16
DGKE815355	E815355	4011666517777	Right angle plu STV-W45-15	16
DGKE815360	E815360	4011666518880	Pipe coupling VST15xG1/2a	16
DGKE815365	E815365	4011666519115	Air inlet box LEM15-G1/2i-SK-GES15	16
DGKE815367	E815367	4011666519177	Air flow box LDDM15-SK-2GES15	16
DGKE815369	E815369	4011666519320	Final distribut EVM15-SK-GES15	16
DGKE815371	E815371	4011666519351	Final distribut EVM15-2SK-GES15	16
DGKE815373	E815373	4011666519535	Final distribut EVM15-KH-FDM-SK-GES15	16
DGKE815374	E815374	4011666519474	Final distribut EVM15-DM-SK-GES15	16
DGKE815376	E815376	4011666519566	Final distribut EVM15-KH-FDM/N-SK-GES15	16
DGKE815379	E815379	4011666519382	Final distribut EVM15-KH-SK-GES15	16
DGKE815380	E815380	4011666519412	Final distribut EVM15-KH-2SK-GES15	16
DGKE815381	E815381	4011666519863	Circuit connect STV-GES15-G1/2a V4A	16
DGKE815383	E815383	4011666520050	Circuit connect STV-GES15-G1/2i V4A	16
DGKE815385	E815385	4011666519870	Circuit connect STV-GS15 V4A	16
DGKE815386	E815386	4011666519887	Right angle plu STV-W90/15 V4A	16
DGKE815387	E815387	4011666519894	Right angle plu STV-W45/15 V4A	16
DGKE815388	E815388	4011666519900	T circuit conne STV-T15 V4A	16
DGKE815390	E815390	4011666520067	Sliding collar STV-SM 15 V4A	16
DGKE815391	E815391	4011666519917	Blind cap STV-BK 15 V4A	16
DGKE815392	E815392	4011666519924	Screw-in elbow WV15-G1/2a V4A	16
DGKE815400	E815400	4011666520180	Compressed air DLR-V4A 15x13mm/6m	16
DGKE815425	E815425	4011666520487	Pipe squeezing RK15grau/25	16
DGKE815445	E815445	4011666915849	Air dis. socket RLD-BT 15-KH-2xSK	16
DGKE815446	E815446	4011666915870	Air dis. socket RLD-BT 15-KH-3xSK	16
DGKE818030	E818030	4011666503732	Support capsule KSY-SH18	16
DGKE818033	E818033	4011666506443	Tee screw joint KSY-TVS18-15-18	16
DGKE818035	E818035	4011666503749	Threaded joint KSY-GE18-R 1/2a	16
DGKE818036	E818036	4011666503756	Screw-in elbow KSY-WEV18-R1/2a	16
DGKE818037	E818037	4011666503763	Threaded joint KSY-G18	16
DGKE818038	E818038	4011666503770	Elbow connector KSY-WV90-18	16

Art. no.	Art. no. old	EAN code	Model	Product group
DGKE818039	E818039	4011666503787	Tee screw joint KSY-TVS18	16
DGKE818100	E818100	4011666503831	Compressed air DLR-R-PA-S 18x14mm/25m	16
DGKE818107	E818107	4011666520203	Compressed air DLR-S-PA-G 18x14mm/6m	16
DGKE818108	E818108	4011666519788	Compressed air DLR-R-PA-G 18x14mm/10m	16
DGKE818109	E818109	4011666519795	Compressed air DLR-R-PA-G 18x14mm/25m	16
DGKE818125	E818125	4011666506528	Pipe squeezing RK18schwarz/25	16
DGKE818205	E818205	4011666520197	Compressed air DLR-ALU 18x15mm/6m	16
DGKE818245	E818245	4011666915795	Air dis. socket RLD-BT 18-2xSK	16
DGKE818246	E818246	4011666915825	Air dis. socket RLD-BT 18-3xSK	16
DGKE818248	E818248	4011666915979	Air dis. socket RLD-BT 18-KH-2xSK-DM	16
DGKE818255	E818255	4011666915917	Air dis. socket RLD-BT 18-KH-2xSSK	16
DGKE818256	E818256	4011666915948	Air dis. socket RLD-BT 18-KH-3xSSK	16
DGKE818260	E818260	4011666916006	Air dis. socket RLD-BT 18-KH-2xSK-FDM	16
DGKE818270	E818270	4011666915368	Air dis. socket RLD-B 18-1/2i	16
DGKE818271	E818271	4011666915429	Air dis. socket RLD-B 18-KH-1/2i	16
DGKE818273	E818273	4011666915573	Air dis. socket RLD-B 2x18-1/2i	16
DGKE818274	E818274	4011666915634	Air dis. socket RLD-B 3x18-1/2i	16
DGKE818276	E818276	4011666915276	Air dis. socket RLD-B 18-2x1/2i	16
DGKE818280	E818280	4011666915399	Air dis. socket RLD-B 18-SK	16
DGKE818281	E818281	4011666915450	Air dis. socket RLD-B 18-KH-SK	16
DGKE818283	E818283	4011666915603	Air dis. socket RLD-B 2x18-SK	16
DGKE818284	E818284	4011666915665	Air dis. socket RLD-B 3x18-SK	16
DGKE818286	E818286	4011666915306	Air dis. socket RLD-B 18-1/2i-SK	16
DGKE818291	E818291	4011666915481	Air dis. socket RLD-B 18-KH-SSK	16
DGKE818296	E818296	4011666915337	Air dis. socket RLD-B 18-1/2i-SSK	16
DGKE818314	E818314	4011666510808	Blind cap STV-BK 18	16
DGKE818332	E818332	4011666510945	Straight screw- STV-GES18-G 1/2i	16
DGKE818333	E818333	4011666510952	Straight screw- STV-GES18-G 3/4i	16
DGKE818334	E818334	4011666510969	Straight screw- STV-GES18-G 3/4a	16
DGKE818335	E818335	4011666510976	Straight screw- STV-GES18-G 1/2a	16
DGKE818336	E818336	4011666510983	Screw-in elbow WV18-G 1/2a	16
DGKE818337	E818337	4011666510990	Circuit connect STV-GS18	16
DGKE818338	E818338	4011666511003	Right angle plu STV-W90-18	16
DGKE818339	E818339	4011666511010	T circuit conne STV-TS18	16
DGKE818350	E818350	4011666511119	Air stop faucet STS-LAH 18-2GES 18	16
DGKE818352	E818352	4011666512550	Sliding collar STV-SM 18	16
DGKE818355	E818355	4011666517784	Right angle plu STV-W45-18	16
DGKE818360	E818360	4011666518897	Pipe coupling VST18xG1/2a	16
DGKE818361	E818361	4011666518903	Pipe coupling VST18xG3/4a	16
DGKE818365	E818365	4011666519122	Air inlet box LEM18-G1/2i-SK-GES18	16
DGKE818367	E818367	4011666519184	Air flow box STS-LDDM18-SK-2GES18	16
DGKE818369	E818369	4011666519337	Final distribut EVM18-SK-GES18	16
DGKE818371	E818371	4011666519368	Final distribut EVM18-2SK-GES18	16
DGKE818373	E818373	4011666519542	Final distribut EVM18-KH-FDM-SK-GES18	16
DGKE818374	E818374	4011666519481	Final distribut EVM18-KH-DM-SK-GES18	16
DGKE818376	E818376	4011666519573	Final distribut EVM18-KH-FDM/N-SK-GES18	16
DGKE818379	E818379	4011666519399	Final distribut EVM18-KH-SK-GES18	16
DGKE818380	E818380	4011666519429	Final distribut EVM18-KH-2SK-GES18	16
DGKE818425	E818425	4011666520494	Pipe squeezing RK18grau/25	16
DGKE818445	E818445	4011666915856	Air dis. socket RLD-BT 18-KH-2xSK	16
DGKE818446	E818446	4011666915887	Air dis. socket RLD-BT 18-KH-3xSK	16
DGKE818448	E818448	4011666518040	Single-ended pi RSL 15-19mm/25	16
DGKE822026	E822026	4011666504302	Assembly clamp MKL 4-7mm/22/50	16
DGKE822027	E822027	4011666504746	Assembly clamp MKL 8-12mm/22/50	16
DGKE822028	E822028	4011666506719	Assembly clamp MKL 1-4mm/22/50	16
DGKE822030	E822030	4011666504319	Support capsule KSY-SH22	16
DGKE822031	E822031	4011666506726	Screw-in elbow KSY-WEV22-R1/2a	16
DGKE822032	E822032	4011666506733	Threaded joint KSY-GE22-R 1/2a	16
DGKE822033	E822033	4011666504326	Tee screw joint KSY-TVS22-15-22	16
DGKE822034	E822034	4011666504333	Tee screw joint KSY-TVS22-18-22	16
DGKE822035	E822035	4011666504340	Threaded joint KSY-GE22-R 3/4a	16
DGKE822036	E822036	4011666504357	Screw-in elbow KSY-WEV22-R3/4a	16
DGKE822037	E822037	4011666504364	Threaded joint KSY-G22	16
DGKE822038	E822038	4011666504371	Elbow connector KSY-WV90-22	16
DGKE822039	E822039	4011666504388	Tee screw joint KSY-TVS22	16
DGKE822100	E822100	4011666504432	Compressed air DLR-R-PA-S 22x18mm/25m	16
DGKE822106	E822106	4011666505125	Compressed air DLR-S-PA-S 22x18mm/6m	16
DGKE822107	E822107	4011666520210	Compressed air DLR-S-PA-G 22x18mm/6m	16
DGKE822109	E822109	4011666519801	Compressed air DLR-R-PA-G 22x18mm/25m	16
DGKE822125	E822125	4011666506825	Pipe squeezing RK22schwarz/25	16
DGKE822205	E822205	4011666520227	Compressed air DLR-ALU-G 22x18mm/6m	16
DGKE822245	E822245	4011666915801	Air dis. socket RLD-BT 22-2xSK	16
DGKE822246	E822246	4011666915832	Air dis. socket RLD-BT 22-3xSK	16
DGKE822248	E822248	4011666915986	Air dis. socket RLD-BT 22-KH-2xSK-DM	16
DGKE822255	E822255	4011666915924	Air dis. socket RLD-BT 22-KH-2xSSK	16
DGKE822256	E822256	4011666915955	Air dis. socket RLD-BT 22-KH-3xSSK	16
DGKE822260	E822260	4011666916013	Air dis. socket RLD-BT 22-KH-2xSK-FDM	16
DGKE822270	E822270	4011666915375	Air dis. socket RLD-B 22-1/2i	16
DGKE822271	E822271	4011666915436	Air dis. socket RLD-B 22-KH-1/2i	16

Product information

Art. no.	Art. no. old	EAN code	Model	Product group
DGKE822273	E822273	4011666915580	Air dis. socket RLD-B 2x22-1/2i	16
DGKE822274	E822274	4011666915641	Air dis. socket RLD-B 3x22-1/2i	16
DGKE822276	E822276	4011666915283	Air dis. socket RLD-B 22-2x1/2i	16
DGKE822280	E822280	4011666915405	Air dis. socket RLD-B 22-SK	16
DGKE822281	E822281	4011666915467	Air dis. socket RLD-B 22-KH-SK	16
DGKE822283	E822283	4011666915610	Air dis. socket RLD-B 2x22-SK	16
DGKE822284	E822284	4011666915672	Air dis. socket RLD-B 3x22-SK	16
DGKE822286	E822286	4011666915313	Air dis. socket RLD-B 22-1/2i-SK	16
DGKE822291	E822291	4011666915498	Air dis. socket RLD-B 22-KH-SSK	16
DGKE822296	E822296	4011666915344	Air dis. socket RLD-B 22-1/2i-SSK	16
DGKE822314	E822314	4011666511225	Blind cap STV-BK 22	16
DGKE822330	E822330	4011666511362	T circuit conne STV-TS22-15-22	16
DGKE822331	E822331	4011666511379	T circuit conne STV-TS22-18-22	16
DGKE822332	E822332	4011666511386	Straight screw- STV-GES22-G 1/2i	16
DGKE822333	E822333	4011666511393	Straight screw- STV-GES22-G 3/4i	16
DGKE822334	E822334	4011666511409	Straight screw- STV-GES22-G 3/4a	16
DGKE822335	E822335	4011666511416	Straight screw- STV-GES22-G 1/2a	16
DGKE822336	E822336	4011666511423	Screw-in elbow WV22-G 3/4a	16
DGKE822337	E822337	4011666511430	Circuit connect STV-GS22	16
DGKE822338	E822338	4011666511447	Right angle plu STV-W90-22	16
DGKE822339	E822339	4011666511454	T circuit conne STV-TS22	16
DGKE822341	E822341	4011666928153	Circuit connect STV-GRS 22a x 15i	16
DGKE822350	E822350	4011666511553	Air stop faucet STS-LAH 22-2GES 22	16
DGKE822351	E822351	4011666511560	Reducing circui STV-GRS 22a x 18i	16
DGKE822352	E822352	4011666512567	Sliding collar STV-SM 22	16
DGKE822355	E822355	4011666517791	Right angle plu STV-W45-22	16
DGKE822360	E822360	4011666518910	Pipe coupling VST22xG1/2a	16
DGKE822361	E822361	4011666518927	Pipe coupling VST22xG3/4a	16
DGKE822365	E822365	4011666520234	Energy saving s STS-ESAT 22 S	16
DGKE822381	E822381	4011666519931	Circuit connect STV-GES22-G1/2a-V4A	16
DGKE822382	E822382	4011666519948	Circuit connect STV-GES22-G3/4a-V4A	16
DGKE822383	E822383	4011666519955	Circuit connect STV-GES22-G1/2i-V4A	16
DGKE822384	E822384	4011666519962	Circuit connect STV-GES22-G3/4i-V4A	16
DGKE822385	E822385	4011666519979	Circuit connect STV-GS22 V4A	16
DGKE822386	E822386	4011666519986	Right angle plu STV-W90/22 V4A	16
DGKE822387	E822387	4011666519993	Right angle plu STV-W45/22 V4A	16
DGKE822388	E822388	4011666520005	T circuit conne STV-T22 V4A	16
DGKE822389	E822389	4011666520012	T circuit conne STV-T22-15-22 V4A	16
DGKE822390	E822390	4011666520029	Sliding collar STV-SM 22 V4A	16
DGKE822391	E822391	4011666520036	Blind cap STV-BK 22 V4A	16
DGKE822392	E822392	4011666520043	Screw-in elbow WV22-G3/4a-V4A	16
DGKE822425	E822425	4011666520500	Pipe squeezing RK22grau/25	16
DGKE822445	E822445	4011666915863	air dis. socket RLD-BT 22-KH-2xSK	16
DGKE822446	E822446	4011666915894	air dis. socket RLD-BT 22-KH-3xSK	16
DGKE822448	E822448	4011666518064	Single-ended pi RSL 21-23mm/25	16
DGKE828030	E828030	4011666510037	Support capsule KSY-SH28	16
DGKE828031	E828031	4011666510044	Curved screw jo KSY-BV28	16
DGKE828033	E828033	4011666510051	Tee screw joint KSY-TVS28-15-28	16
DGKE828034	E828034	4011666510068	Tee screw joint KSY-TVS28-18-28	16
DGKE828035	E828035	4011666510075	Threaded joint KSY-GE28-R 1a	16
DGKE828036	E828036	4011666510082	Threaded joint KSY-GE28-R 3/4a	16
DGKE828037	E828037	4011666510099	Threaded joint KSY-G28	16
DGKE828038	E828038	4011666510105	Elbow connector KSY-WV90-28	16
DGKE828039	E828039	4011666510112	Tee screw joint KSY-TVS28	16
DGKE828107	E828107	4011666520258	Compressed air DLR-S-PA-G 28x23mm/6m	16
DGKE828109	E828109	4011666519818	Compressed air DLR-R-PA-G 28x23mm/25m	16
DGKE828125	E828125	4011666520463	Pipe squeezing RK28schwarz/25	16
DGKE828205	E828205	4011666520265	Compressed air DLR-ALU 28x24mm/6m	16
DGKE828314	E828314	4011666511645	Blind cap STV-BK 28	16
DGKE828328	E828328	4011666511652	T circuit conne STV-TS28-18-18	16
DGKE828329	E828329	4011666511669	T circuit conne STV-TS28-22-22	16
DGKE828330	E828330	4011666511676	T circuit conne STV-TS28-18-28	16
DGKE828331	E828331	4011666511683	T circuit conne STV-TS28-22-28	16
DGKE828333	E828333	4011666511690	Straight screw- STV-GES28-G1i	16
DGKE828335	E828335	4011666511706	Straight screw- STV-GES28-G1a	16
DGKE828336	E828336	4011666518873	Screw-in elbow WV28-G1a	16
DGKE828337	E828337	4011666511713	Circuit connect STV-GS28	16
DGKE828338	E828338	4011666511720	Right angle plu STV-W90-28	16
DGKE828339	E828339	4011666511737	T circuit conne STV-TS28	16
DGKE828340	E828340	4011666511744	Reducing circui STV-GRS 28a x 18i	16
DGKE828341	E828341	4011666511751	Reducing circui STV-GRS 28a x 22i	16
DGKE828350	E828350	4011666511768	Air stop faucet STS-LAH 28-2GES 28	16
DGKE828352	E828352	4011666512574	Sliding collar STV-SM 28	16
DGKE828355	E828355	4011666517807	Right angle plu STV-W45-28	16
DGKE828356	E828356	4011666933461	Angle WKS-W45 2xG1i MS	18
DGKE828361	E828361	4011666518934	Pipe coupling VST28xG1a	16
DGKE828365	E828365	4011666520289	Energy saving s STS-ESAT 28 S	16
DGKE828425	E828425	4011666520517	Pipe squeezing RK28grau/25	16
DGKE828448	E828448	4011666518057	Single-ended pi RSL 26-28mm/25	16
DGKE832026	E832026	4011666507068	Assembly clamp MKL 4-7mm/32/50	16

Art. no.	Art. no. old	EAN code	Model	Product group
DGKE832027	E832027	4011666507075	Assembly clamp MKL 8-12mm/32/50	16
DGKE832110	E832110	4011666520944	Compressed air DLR-S-PE-Xa 32x26,2mm/6m	16
DGKE832111	E832111	4011666520982	Compressed air DLR-R-PE-Xa32x26,2mm/50m	16
DGKE832205	E832205	4011666520296	Compressed air DLR-ALU 32x28mm/6m	16
DGKE832350	E832350	4011666518422	Air stop faucet MKS-LAH 32-2AVA 32	16
DGKE832352	E832352	4011666518439	Sliding collar MKS-SM 32	16
DGKE832355	E832355	4011666518446	Elbow connector MKS-WV45-32x32mm	16
DGKE832365	E832365	4011666520302	Energy saving s MKS-ESAT 32 MK	16
DGKE832425	E832425	4011666520524	Pipe squeezing RK32grau/25	16
DGKE832435	E832435	4011666518453	Screwed termina MKS-AVA 32 x R 1a	16
DGKE832436	E832436	4011666518460	Screwed termina MKS-AVI 32 x G 1i	16
DGKE832437	E832437	4011666518477	Male connector MKS-SBV 32x32	16
DGKE832438	E832438	4011666518484	Elbow connector MKS-WV90-32x32mm	16
DGKE832439	E832439	4011666518491	Tee screw joint MKS-TVS32x32x32mm	16
DGKE832440	E832440	4011666518507	Tee screw joint MKS-TVS32mmxG1ix32mm	16
DGKE832442	E832442	4011666518514	Elbow connector MKS-WV90-32mmxR1a	16
DGKE832443	E832443	4011666518521	Elbow connector MKS-WV90-32mmxG1i	16
DGKE832445	E832445	4011666518538	O-ring MKS-OR 32x3mm	16
DGKE832446	E832446	4011666518545	Intermediate ri MKS-ZR 37,9x33mm	16
DGKE832447	E832447	4011666518552	Locking ring MKS-KLR 38,5x33mm	16
DGKE832509	E832509	4011666507136	Air outlet SKS-LAD 32-1 GES 22	16
DGKE832510	E832510	4011666507143	Air outlet SKS-LAD 32-1 GES 15	16
DGKE832511	E832511	4011666507150	Air outlet SKS-LAD 32-1 GES 18	16
DGKE832535	E832535	4011666507174	Screwed termina SKS-AVA 32mm x R1a	16
DGKE832536	E832536	4011666507181	Screwed termina SKS-AVI 32mm x G1i	16
DGKE832537	E832537	4011666507204	Male connector SKS-SBV 32x32	16
DGKE832538	E832538	4011666507211	Angle SKS-W90 32x32mm	16
DGKE832539	E832539	4011666507228	Tee screw joint SKS-TVS32x32x32mm	16
DGKE832540	E832540	4011666507235	Tee screw joint SKS-TVS32xR1ix32mm	16
DGKE832541	E832541	4011666507242	Tee screw joint SKS-TVS32xR3/4ix32mm	16
DGKE832542	E832542	4011666507259	Blind cap SKS-BK 32	16
DGKE832545	E832545	4011666507266	Reducer SKS-RDS-R1a x R3/4i	16
DGKE832546	E832546	4011666507273	Reducer SKS-RDS-R3/4a x R1/2i	16
DGKE832547	E832547	4011666507303	Reducing screw SKS-UEV32xR1/2a	16
DGKE832548	E832548	4011666507310	Reducing screw SKS-UEV32 x R3/4a	16
DGKE832550	E832550	4011666507327	Air stop faucet SKS-LAH 32-2xAVI 32	16
DGKE832555	E832555	4011666518590	Angle SKS-W45 32x32mm	16
DGKE832565	E832565	4011666520319	Energy saving s SKS-ESAT 32 SK	16
DGKE832612	E832612	4011666924339	Air outlet stra LAS 32 x R1/2i	16
DGKE832634	E832634	4011666924346	Air outlet stra LAS 32 x R3/4i	16
DGKE835356	E835356	4011666933478	Angle WKS-W45 2x R1 1/4i MS	18
DGKE835448	E835448	4011666511874	Single-ended pi RSL 32-35mm	16
DGKE840025	E840025	4011666507365	Pipe squeezing RK40weiB/25	16
DGKE840110	E840110	4011666520951	Compressed air DLR-S-PE-Xa 40x32,6mm/6m	16
DGKE840111	E840111	4011666520999	Compressed air DLR-R-PE-Xa40x32,6mm/50m	16
DGKE840205	E840205	4011666520326	Compressed air DLR-ALU 40x36mm/6m	16
DGKE840350	E840350	4011666518644	Air stop faucet MKS-LAH 40-2AVA 40	16
DGKE840352	E840352	4011666518651	Sliding collar MKS-SM 40	16
DGKE840355	E840355	4011666518668	Elbow connector MKS-WV45-40x40mm	16
DGKE840365	E840365	4011666520333	Energy saving s MKS-ESAT 40 MK	16
DGKE840435	E840435	4011666518675	Screwed termina MKS-AVA 40 x R 1 1/4a	16
DGKE840436	E840436	4011666518682	Screwed termina MKS-AVI 40 x G 1 1/4i	16
DGKE840437	E840437	4011666518699	Male connector MKS-SBV 40x40	16
DGKE840438	E840438	4011666518705	Elbow connector MKS-WV90-40x40mm	16
DGKE840439	E840439	4011666518712	Tee screw joint MKS-TVS40x40x40mm	16
DGKE840440	E840440	4011666518729	Tee screw joint MKS-TVS40xG1 1/4ix40mm	16
DGKE840442	E840442	4011666518736	Elbow connector MKS-WV90-40mmxR1 1/4a	16
DGKE840443	E840443	4011666518743	Elbow connector MKS-WV90-40mmxG1 1/4i	16
DGKE840445	E840445	4011666518750	O-ring MKS-OR 40x3,5mm	16
DGKE840446	E840446	4011666518767	Intermediate ri MKS-ZR 46,9x41mm	16
DGKE840447	E840447	4011666518774	Locking ring MKS-KLR 48x40,75mm	16
DGKE840510	E840510	4011666507457	Air outlet SKS-LAD 40-1 GES 15	16
DGKE840511	E840511	4011666507464	Air outlet SKS-LAD 40-1 GES 18	16
DGKE840512	E840512	4011666507471	Air outlet SKS-LAD 40-1 GES 22	16
DGKE840535	E840535	4011666507501	Screwed termina SKS-AVA 40mm x R1 1/4a	16
DGKE840536	E840536	4011666507518	Screwed termina SKS-AVI 40mm x G1 1/4i	16
DGKE840537	E840537	4011666507525	Male connector SKS-SBV 40x40	16
DGKE840538	E840538	4011666507532	Angle SKS-W90 40x40mm	16
DGKE840539	E840539	4011666507549	Tee screw joint SKS-TVS40x40x40mm	16
DGKE840540	E840540	4011666507556	Tee screw joint SKS-TVS40xR1ix40mm	16
DGKE840541	E840541	4011666507563	Tee screw joint SKS-TVS40xR2ix40mm	16
DGKE840542	E840542	4011666507600	Blind cap SKS-BK 40	16
DGKE840545	E840545	4011666507617	Reducer SKS-RDS-R1a x R1/2i	16
DGKE840546	E840546	4011666507624	Reducing screw SKS-UEV40 x R1a	16
DGKE840550	E840550	4011666507631	Air stop faucet SKS-LAH 40-2xAVI 40	16
DGKE840555	E840555	4011666517876	Angle SKS-W45 40x40mm	16
DGKE840565	E840565	4011666520340	Energy saving s SKS-ESAT 40 SK	16
DGKE840612	E840612	4011666924353	Air outlet stra LAS 40 x R1/2i	16
DGKE840634	E840634	4011666924360	Air outlet stra LAS 40 x R3/4i	16
DGKE842356	E842356	4011666933485	Angle WKS-W45 2x R1 1/2i MS	18

Product information

Art. no.	Art. no. old	EAN code	Model	Product group
DGKE842448	E842448	4011666511980	Single-ended pi RSL 40-43mm	16
DGKE850025	E850025	4011666507716	Pipe squeezing RK50schwarz/10	16
DGKE850110	E850110	4011666520968	Compressed air DLR-S-PE-Xa 50x40,8mm/6m	16
DGKE850111	E850111	4011666521019	Compressed air DLR-R-PE-Xa50x40,8mm/50m	16
DGKE850305	E850305	4011666520357	Compressed air DLR-ALU 50x46mm/6m	16
DGKE850350	E850350	4011666512529	Air stop faucet MKS-LAH 50-2AVA 50	16
DGKE850352	E850352	4011666512604	Sliding collar MKS-SM 50	16
DGKE850355	E850355	4011666517913	Elbow connector MKS-WV 50x50mm/45	16
DGKE850365	E850365	4011666520364	Energy saving s MKS-ESAT 50 MK	16
DGKE850435	E850435	4011666512482	Screwed termina MKS-AVA 50 x R 1 1/2a	16
DGKE850436	E850436	4011666512499	Screwed termina MKS-AVI 50 x G 1 1/2i	16
DGKE850437	E850437	4011666512512	Male connector MKS-SBV 50x50	16
DGKE850438	E850438	4011666512666	Elbow connector MKS-WV90-50x50mm	16
DGKE850439	E850439	4011666512635	Tee screw joint MKS-TVS50x50x50mm	16
DGKE850440	E850440	4011666512628	Tee screw joint MKS-TVS50xG1 1/2ix50mm	16
DGKE850442	E850442	4011666512642	Elbow connector MKS-WV90-50mmxR1 1/2a	16
DGKE850443	E850443	4011666512659	Elbow connector MKS-WV90-50mmxG1 1/2i	16
DGKE850445	E850445	4011666512536	O-ring MKS-OR 50x3,5mm	16
DGKE850446	E850446	4011666512673	Intermediate ri MKS-ZR 56,9x51mm	16
DGKE850447	E850447	4011666512505	Locking ring MKS-KLR 50x58mm	16
DGKE850448	E850448	4011666518071	Single-ended pi RSL 48-52mm	16
DGKE850510	E850510	4011666507754	Air outlet SKS-LAD 50-1 GES 15	16
DGKE850511	E850511	4011666507761	Air outlet SKS-LAD 50-1 GES 18	16
DGKE850512	E850512	4011666507808	Air outlet SKS-LAD 50-1 GES 22	16
DGKE850535	E850535	4011666507815	Screwed termina SKS-AVA 50mm x R1 1/2a	16
DGKE850536	E850536	4011666507822	Screwed termina SKS-AVA 50mm x R2a	16
DGKE850537	E850537	4011666507839	Screwed termina SKS-AVI 50mm x G1 1/2i	16
DGKE850538	E850538	4011666507846	Angle SKS-W90 50x50mm	16
DGKE850539	E850539	4011666507853	Tee screw joint SKS-TVS50x50x50mm	16
DGKE850540	E850540	4011666507907	Male connector SKS-SBV 50x50	16
DGKE850541	E850541	4011666507914	Tee screw joint SKS-TVS50xR1 1/2ix50mm	16
DGKE850543	E850543	4011666507921	Blind cap SKS-BK 50	16
DGKE850545	E850545	4011666507938	Reducer SKS-RDS-R1 1/2a x R1/2i	16
DGKE850546	E850546	4011666507945	Reducer SKS-RDS-R1 1/2a x R3/4i	16
DGKE850547	E850547	4011666507952	Reducing screw SKS-UEV50 x R 1a	16
DGKE850550	E850550	4011666508003	Air stop faucet SKS-LAH 50-2xAVI 50	16
DGKE850555	E850555	4011666517951	Angle SKS-W45 50x50mm	16
DGKE850565	E850565	4011666520371	Energy saving s SKS-ESAT 50 SK	16
DGKE850612	E850612	4011666924377	Air outlet stra LAS 50 x R1/2i	16
DGKE850634	E850634	4011666924384	Air outlet stra LAS 50 x R3/4i	16
DGKE863024	E863024	4011666508041	Pipe squeezing RK63schwarz/10	16
DGKE863110	E863110	4011666520975	Compressed air DLR-S-PE-Xa 63x51,4mm/6m	16
DGKE863111	E863111	4011666521002	Compressed air DLR-R-PE-Xa63x51,4mm/50m	16
DGKE863205	E863205	4011666520388	Compressed air DLR-ALU 63x58mm/6m	16
DGKE863350	E863350	4011666512123	Air stop faucet MKS-LAH 63-2AVA 63	16
DGKE863352	E863352	4011666512611	Sliding collar MKS-SM 63	16
DGKE863355	E863355	4011666517968	Elbow connector MKS-WV 63x63mm/45	16
DGKE863365	E863365	4011666520395	Energy saving s MKS-ESAT 63 MK	16
DGKE863435	E863435	4011666512130	Screwed termina MKS-AVA 63 x R 2a	16
DGKE863436	E863436	4011666512147	Screwed termina MKS-AVI 63 x G 2i	16
DGKE863437	E863437	4011666512154	Male connector MKS-SBV 63x63	16
DGKE863438	E863438	4011666512161	Elbow connector MKS-WV90-63x63mm	16
DGKE863439	E863439	4011666512178	Tee screw joint MKS-TVS63x63x63mm	16
DGKE863440	E863440	4011666512185	Tee screw joint MKS-TVS63xG2ix63mm	16
DGKE863442	E863442	4011666512192	Elbow connector MKS-WV90-63mmxR2a	16
DGKE863443	E863443	4011666512208	Elbow connector MKS-WV90-63mmxG2i	16
DGKE863445	E863445	4011666512215	O-ring MKS-OR 63x5mm	16
DGKE863446	E863446	4011666512222	Intermediate ri MKS-ZR 72,5x64mm	16
DGKE863447	E863447	4011666512239	Locking ring MKS-KLR 66,5x73mm	16
DGKE863448	E863448	4011666512246	Single-ended pi RSL 63-67mm	16
DGKE863510	E863510	4011666508126	Air outlet SKS-LAD 63-1 GES 15	16
DGKE863511	E863511	4011666508133	Air outlet SKS-LAD 63-1 GES 18	16
DGKE863512	E863512	4011666508140	Air outlet SKS-LAD 63-1 GES 22	16
DGKE863535	E863535	4011666508157	Screwed termina SKS-AVA 63mm x R2a	16
DGKE863536	E863536	4011666508171	Screwed termina SKS-AVI 63mm x G2i	16
DGKE863537	E863537	4011666518002	Male connector SKS-SBV 63x63	16
DGKE863538	E863538	4011666508201	Angle SKS-W90 63x63mm	16
DGKE863539	E863539	4011666508218	Tee screw joint SKS-TVS63x63x63mm	16
DGKE863540	E863540	4011666508225	Tee screw joint SKS-TVS63xR1 1/4ix63mm	16
DGKE863541	E863541	4011666508232	Tee screw joint SKS-TVS63xR2x63mm	16
DGKE863542	E863542	4011666508249	Blind cap SKS-BK 63	16
DGKE863545	E863545	4011666508256	Reducer SKS-RDS-R1 1/4a x R1/2i	16
DGKE863546	E863546	4011666508263	Reducer SKS-RDS-R1 1/4a x R3/4i	16
DGKE863547	E863547	4011666508300	Reducing screw SKS-UEV63 x R1a	16
DGKE863550	E863550	4011666508317	Air stop faucet SKS-LAH 63-2xAVI 63	16
DGKE863555	E863555	4011666518019	Angle SKS-W45 63x63mm	16
DGKE863565	E863565	4011666520401	Energy saving s SKS-ESAT 63 SK	16
DGKE863612	E863612	4011666924391	Air outlet stra LAS 63 x R1/2i	16
DGKE863634	E863634	4011666924407	Air outlet stra LAS 63 x R3/4i	16
DGKF440016	F440016	4011666600066	T-nail TN 22/60 NK/10000	38

Art. no.	Art. no. old	EAN code	Model	Product group
DGKF440017	F440017	4011666600073	T-nail TN 22/63 NK/10000	38
DGKF440021	F440021	4011666600097	Strip nail RN 29/65 BKH/3000	38
DGKF440024	F440024	4011666600158	Strip nail RN 31/80 BKH/3000	38
DGKF440025	F440025	4011666600165	Strip nail RN 31/90 BKH/3000	38
DGKF440027	F440027	4011666600134	Strip nail RN 31/70 BKH/3000	38
DGKF440130	F440130	4011666914903	Push pin PN 15-0,6 NK/10000	38
DGKF440131	F440131	4011666914910	Push pin PN 18-0,6 NK/10000	38
DGKF440132	F440132	4011666914927	Push pin PN 22-0,6 NK/10000	38
DGKF440133	F440133	4011666914934	Push pin PN 25-0,6 NK/10000	38
DGKG004109	G004109	4011666700605	Double nipple SKS-DN-R1a x R3/4a	16
DGKG004111	G004111	4011666700612	Double nipple SKS-DN-R1 1/4a x R3/4a	16
DGKG004177	G004177	4011666711687	Pressure switch MDR 2/11 SL F4	38
DGKG010015	G010015	4011666700643	Ball valve KH-NI-25 G 1 1/4i	38
DGKG012033	G012033	4011666700667	Ball valve KH-G1/4i x G1/4a	38
DGKG012060	G012060	4011666903655	Pressure gauge MM-S 40-10b	38
DGKG025004	G025004	4011666700261	Cutting ring KSY-SRI 15	16
DGKG025005	G025005	4011666700278	Cutting ring KSY-SRI 18	16
DGKG025006	G025006	4011666700285	Cutting ring KSY-SRI 22	16
DGKG028000	G028000	4011666701503	Cutting ring KSY-SRI 28	16
DGKG205208	G205208	4011666700810	Locking Screw VSS-ST-I-R1/2a	18
DGKG205216	G205216	4011666700827	Locking Screw VSS-ST-I-R3/4a	18
DGKG207010	G207010	4011666700353	Safety valve SV-G1/4 8 bar	38
DGKG405012	G405012	4011666700841	Filter element FE-FDM 1/4 W	38
DGKG405013	G405013	4011666700858	Filter cartridg FE-FDM 3/8-1/2 W	38
DGKG405014	G405014	4011666700865	Filter cartridg FE-FDM 3/4-1 W	38
DGKG408579	G408579	4011666702470	Retaining cap HK-K-MMH 10	38
DGKG462094	G462094	4011666009401	Container BH-HZ 500-11	37
DGKG462194	G462194	4011666009395	Container BH-HZ 500-16	37
DGKG470592	G470592	4011666703781	Ball valve KH-G1/2i x G1/2a	38
DGKG502145	G502145	4011666700452	Reservoir BH-HB 20-11	37
DGKG502448	G502448	4011666906694	Reservoir BH-HZB 90-11	37
DGKG526002	G526002	4011666701206	Attachment disc SBE-Acetat 90x110 STSH	38
DGKG526003	G526003	4011666700896	Attachment disc SBE-Min-glas 90x110 STSH	38
DGKH110333	H110333	4011666801630	Reservoir BH-VZ 750-11	37
DGKH110365	H110365	4011666801647	Reservoir BH-VZ 750-16	37
DGKH110367	H110367	4011666801654	Reservoir BH-VZ 1000-11	37
DGKH110369	H110369	4011666801661	Reservoir BH-VZ 1000-16	37
DGKH110375	H110375	4011666802934	Reservoir BH-HZ 750-11	37
DGKH110376	H110376	4011666801678	Reservoir BH-VZ 3000-11	37
DGKH110377	H110377	4011666801685	Container BH-VZ 3000-16	37
DGKH110386	H110386	4011666801708	Reservoir BH-VZ 2000-11	37
DGKH110388	H110388	4011666801722	Container BH-VZ 2000-16	37
DGKH110600	H110600	4011666904218	Container BH-VZB 500-11	37
DGKH110601	H110601	4011666904225	Container BH-VZB 500-16	37
DGKH110604	H110604	4011666904256	Container BH-HZ 750-16	37
DGKH110605	H110605	4011666904263	Container BH-HZ 1000-16	37
DGKH110606	H110606	4011666904270	Container BH-HZ 2000-11	37
DGKH110607	H110607	4011666904287	Container BH-HZ 2000-16	37
DGKH110608	H110608	4011666904294	Container BH-HZ 3000-11	37
DGKH111310	H111310	4011666802965	Reservoir BH-HZ 1000-11	37
DGKH332000	H332000	4011666025807	Compressor UNM 240-8-40 W Clean	12
DGKH332010	H332010	4011666025814	Compressor UNM 240-8-40 WXM Clean	12
DGKH332100	H332100	4011666025821	Compressor UNM 240-8-40 WXS Clean	12
DGKH332110	H332110	4011666025838	Compressor UNM 240-8-40 WXS Clean	12
DGKH342000	H342000	4011666025845	Compressor UNM 360-8-40 W Clean	12
DGKH342010	H342010	4011666025852	Compressor UNM 360-8-40 WXM Clean	12
DGKH342100	H342100	4011666026521	Compressor UNM 360-8-40 WXS Clean	12
DGKH342110	H342110	4011666026538	Compressor UNM 360-8-40 WXS Clean	12
DGKH362000	H362000	4011666025869	Compressor UNM 720-8-90 D Clean	12
DGKH362010	H362010	4011666025876	Compressor UNM 720-8-90 DXM Clean	12
DGKH601001	H601001	4011666912886	Oil-water separ OWS-Öwamat 10	15
DGKH601002	H601002	4011666912893	Oil-water separ OWS-Öwamat 11	15
DGKH601003	H601003	4011666912909	Oil-water separ OWS-Öwamat 12	15
DGKH601004	H601004	4011666912916	Oil-water separ OWS-Öwamat 14	15
DGKH604012	H604012	4011666803825	Adsorption drie DRY-DAT 120	14
DGKH604023	H604023	4011666803832	Adsorption drie DRY-DAT 230	14
DGKH604035	H604035	4011666803849	Adsorption drie DRY-DAT 350	14
DGKH604058	H604058	4011666803856	Adsorption drie DRY-DAT 580	14
DGKI800025	I800025	4011666006615	Set SYM 150 AP-RB-DLS	10
DGKI800027	I800027	4011666006622	Set SYM 150 SNG-RB	10
DGKI800058	I800058	4011666048080	Set SYM 150-KNG-RB-DLS	10

Index

A	
Abrasive sleeves	189
Accessories for compressors	71-83
Activated carbon filters	99/103
Adsorption dryers	91
Air hoses	140-142/147-148/208
Air lubricators	235
AirMaster screw compressors	60-70
Air shut-off cock	116
Angle axial grinder	188
Angle bracket	99
Angle drill	185
Angle grinder	190
Angle pieces	159
Anti-friction agents	117
Assembly aids for pipelines	116
Attachment kit for Condensate discharger	93
Auxiliary compressors	51
Axial grinders	188
B	
Basic changeover circuits	74
Belt grinders	191
Blasting abrasive	229
Blasting devices	226-229
Blind riveting tongs	193
Blowing guns	166-169
Brass parts and screw fittings	115/153-161
Brass screw connection system 15-28 mm	116
Breathing mask	207
Bypass lines for cold dryers	91
C	
Car body saw	192
Cartridge guns	217-219
Check valves	78
Chisels	225
Chisel hammers	222-225
Cold dryers	90
CompactMaster CPM Compressors	20-27
CompactMaster CPM L Compressors	28-31
Compressed air conditioning	84-103
Compressed air dryers	88-91
Compressed air pipes	114/124
Compressed air pipe systems	106-137
Compressed air tools	162-235
Compressed air vessel	72
Compressors on tandem vessel	50
Compressors, mobile	8-40
Compressors, mobile 15 bar	17/23
Compressors, mobile, soundproofed	37- 40
Compressors, oil-free	14/22/26/34/39/52-57
Compressors, petrol-driven	19/27
Compressors, stationary	42-59/60-70
Compressors, stationary 15 bar	44-49
Compressors, stationary soundproofed	45/47/49/55/56
Condensate collector line	93
Condensate drain valves	78
Connecting hoses	76
Coupling system ISO	154
Cross pieces	160
Cyclone separator	97
D	
Dead-end distribution blocks	120
Deburring tools	117/135/136
Diaphragm pressure switch	78/79
Differential pressure manometer	98
Dirt arresters	78
Double nipples	99/135/156/161
Drills	184-185
E	
Eccentric grinder	191
Ecomat condensate discharger	92-93
Energy-saving system	75
F	
Filter pressure reducers	100-101
Filter element for Öwamat oil-water separator	95
Filters	96-99/101/103
Fittings sets	73
Foil pack gun	219
Funnel spray gun	210
G	
Grease gun	216
Grinding belts	191
Grinding discs	191
Grinding drums	189
Grinding machines	186-191
Grinding points	189
Gun needle descaler	221
Gun rotary screwdriver	183
H	
High-pressure hoses	140
Hose clamps	155
Hose rewinders	147-148
Hose nozzles	155
Hoses	140-142/147-148/208
I	
Impact screwdrivers	170-177
K	
Keyless chuck	190
L	
Load relieving valves	79
Locking screws	158
Lubricants/Oils	80-81/235

M	
Maintenance units	100-102
Material pressure hoses	208
Material pressure vessels	208
Microfilters	98
Mist oilers	101
Mobile compressors	8-40
Multi-purpose gun UHW 2000	215
Multi-purpose material hoses	209
Multi-purpose nail drivers	198
N	
Needle descaler	220-221
O	
Oil-air hoses	140/142
Oil-free compressors	14/22/26/34/39/52-57
Oils/Lubricants	80-81/235
Operating hours counter	79
Öwamat oil-water separator	94-95
P	
Paint boy	208
Paint spray guns	201-207
Pan-head nailer	198
Pan-head nails	198
Pin nailer	199
Pin nails	199
Pipe clips	116
Pipe cutter	117/141
Pipeline diameter	110-111
Pipes	114/124
Pipe sockets	119-121/126
Pipe systems:	
- Plug-in system 15-28 mm	113-118
- Pipe system AIRnet 20-158 mm	122-137
- Pipe system AIRnet Black Series	128-129
- Pipe system AIRnet Clamp bracket series	130-131
- Pipe system AIRnet PF-Series	125-127
Piston compressors, mobile	8-40
Piston compressors, stationary	42-51
Plaster spraying devices	209-211
Plug connectors	115-116
Plug nipple	151-154/235
Plug nipple, rotary	151/235
Pneumatic hoses	142
Pneumatic series	142-146
Polyamide hose	141/142
Polyethylene hose	142
Polyurethane hose	141/142
Power and air supply units	149
Prefilters	97
Pressure blasting device	229
Pressure controllers	206
Pressure gauge	82-83
Pressure reducers	100
Pressure spray gun	208/229
Pressure switches	78/79
Protective spray hood	229

Q	
Quick plug-in connection Fox series	143-144
Quick-release couplings	150-154
R	
Ratchet screwdrivers	178-179
Reduction fittings	157
Reducing nipples	157
Replacement needles for needle descaler	221
Retaining caps for chisel hammers	225
Riveting tongs	193
Rotary screwdriver	180-183
Round-head nailer	200
Rubber vibration elements	73
S	
Safety quick-release couplings	150-151
Safety valves	78
Saw blades	192
Saws	192
Screw compressors	60-70
Screw clamps	155
Screw fitting A series	145-146
Screw fittings and brass parts	115/134
Sealing tape	118
Silencers	77
SilentMaster compressors, mobile	37-40
Sleeves	158
Socket spanners	177/179
Sound absorbing cover	80
Soundproofed compressors, mobile	37-40
Soundproofed compressors, stationary	45/47/49/51
Spare hood for pressure switches	79
Special gun (multi-purpose gun)	214-215
Speed-controlled screw compressors	67-69
Spiral hoses	141
Spray guns	212-213/228
Spray lance	208
Spray pipe	209-211
Staplers and nail guns	194-200
Staples	196-197
Star-delta switch	73
Start relief	80
Stationary compressors	42-51/60-70
Stickers for pipe systems	118
Straight needle descaler	221
Straight rotary screwdriver	182
Strip nails	200
Super-Flex hoses	140
Supply units	149
SysMaster compressor	32-35
Systainer	36

Index

T	
Tandem system	50
Thread-locking fluid	118
T-nails	199
Tool sets	235
T-pieces	125/127/128/130/132/159
Tractions	147
Tyre pressure gauges	230-233

U	
UniMaster as tandem system	50
UniMaster Clean	52-57
UniMaster compressors, mobile	12-19
UniMaster Compressors, silent	45/47/49/51
UniMaster compressors, stationary	42-57

V	
Vessels	72
Vessel accessories	73
Viscosity measuring cups	207

W	
Wall bracket for impact screwdriver	177
Wall-mounted hose holder	141
Water separators with filter	100
Workshop equipment	147-149

Y	
Y-pieces	160

Pictograms and their meaning



1+2 warranty



EXTRA product



5-year warranty against rust and corrosion on vessels



10-year rust guarantee on vessels



15-year warranty against rust and corrosion on vessels



Unoiled compressed air



Safety quick-release coupling



Quiet



With integral electronic elements



With variable speed control



TÜV-free



Certified by the Technical Inspection Authority (TÜV)



Click-it system



Rubber handle



Supplied in a plastic case



Supplied in a Systainer

You can count on us – Guaranteed!



1+2 warranty

Additional security with 3-year warranty. Not 1 or 2 years as prescribed by law – no: Schneider airsystems offers a 3-year warranty on select mobile compressors and pneumatic tools. Enjoy the benefit of the full warranty and register within 30 days of the date of purchase.

For warranty terms and conditions and registration, visit: www.schneider-airsystems.com



Schneider Druckluft GmbH
Ferdinand-Lassalle-Straße 43
72770 Reutlingen, Germany

Sales

Telephone: +49 (0)7121 959-222 Domestic Sales
 +49 (0)7121 959-161 Exports
Fax: +49 (0)7121 959-151
E-Mail: info.schneider@schneiderairsystems.com

Service/Customer care

Telefon: +49 (0)7121 959-244
Fax: +49 (0)7121 959-269
E-Mail: service.schneider@schneiderairsystems.com

Internet: www.schneider-airsystems.com

Your local specialist dealer or service partner:

